



Chipsmall Limited consists of a professional team with an average of over 10 year of expertise in the distribution of electronic components. Based in Hongkong, we have already established firm and mutual-benefit business relationships with customers from,Europe,America and south Asia,supplying obsolete and hard-to-find components to meet their specific needs.

With the principle of “Quality Parts,Customers Priority,Honest Operation,and Considerate Service”,our business mainly focus on the distribution of electronic components. Line cards we deal with include Microchip,ALPS,ROHM,Xilinx,Pulse,ON,Everlight and Freescale. Main products comprise IC,Modules,Potentiometer,IC Socket,Relay,Connector.Our parts cover such applications as commercial,industrial, and automotives areas.

We are looking forward to setting up business relationship with you and hope to provide you with the best service and solution. Let us make a better world for our industry!



Contact us

Tel: +86-755-8981 8866 Fax: +86-755-8427 6832

Email & Skype: info@chipsmall.com Web: www.chipsmall.com

Address: A1208, Overseas Decoration Building, #122 Zhenhua RD., Futian, Shenzhen, China



AX Series • 50/60Hz Current Transformers

Features

- High output voltage in small package
- Good linearity over current range
- 2.5KV isolation
- High saturation current
- Operating temperature range: -40°C to +85°C
- Manufactured in an ISO 9001:2008, ISO/TS 16949:2009 and ISO 14001:2004 certified Talema facility
- Fully RoHS & REACH Compliant

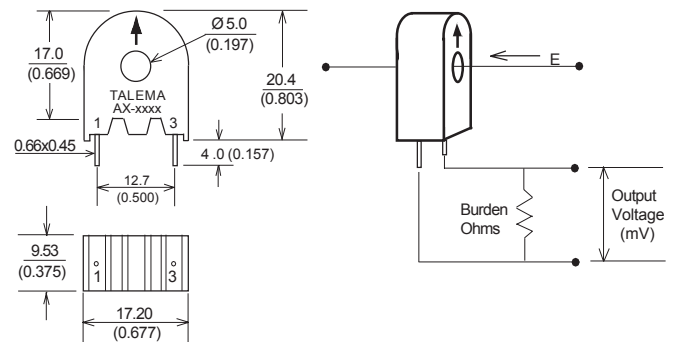


Applications

- Power Monitoring • Current Measurement • Instrumentation

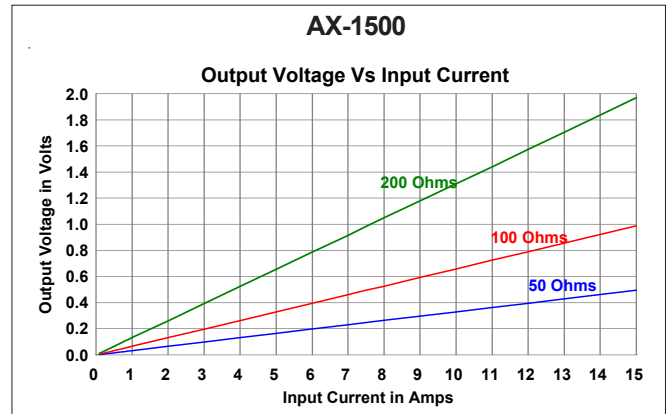
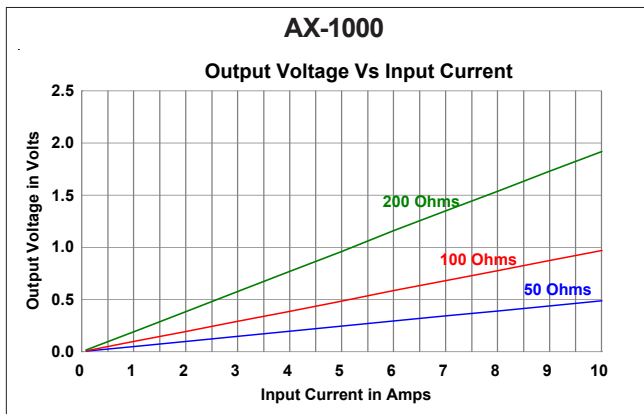
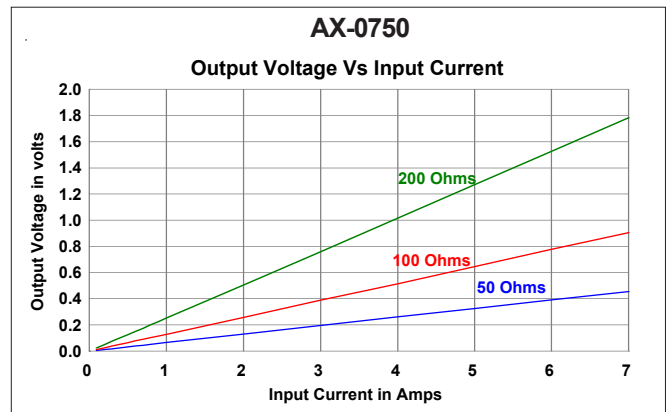
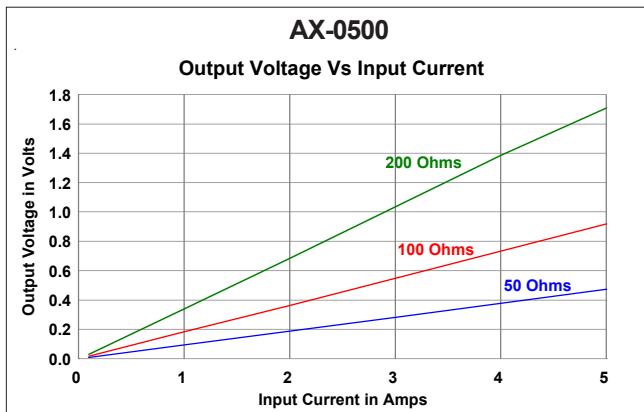
Electrical Specifications at 20°C

Part No.	Turns	Current Rating in A	Winding Resistance in Ohms
AX-0500	500	5	32
AX-0750	750	7.5	55
AX-1000	1000	10.0	93
AX-1500	1500	15.0	140

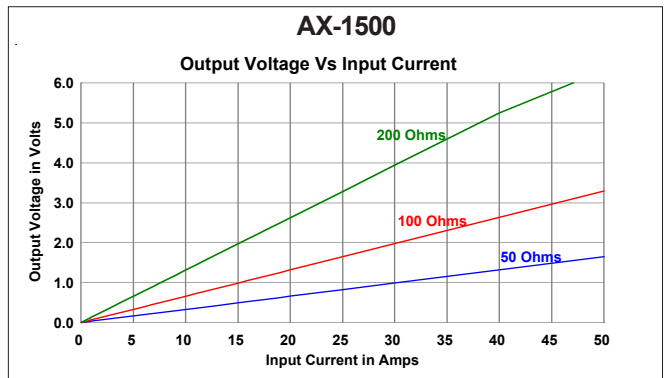
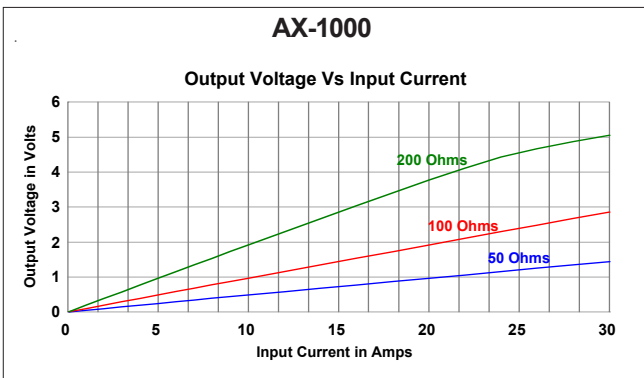
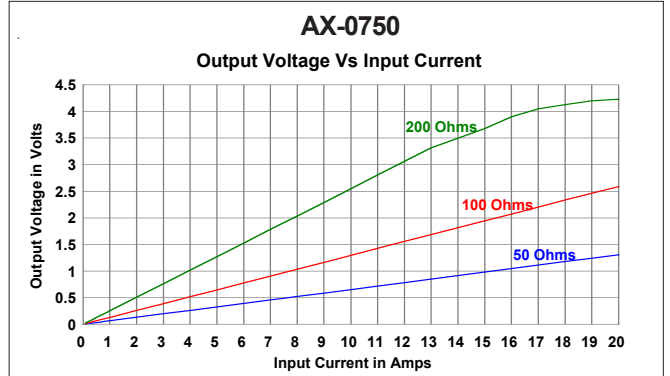
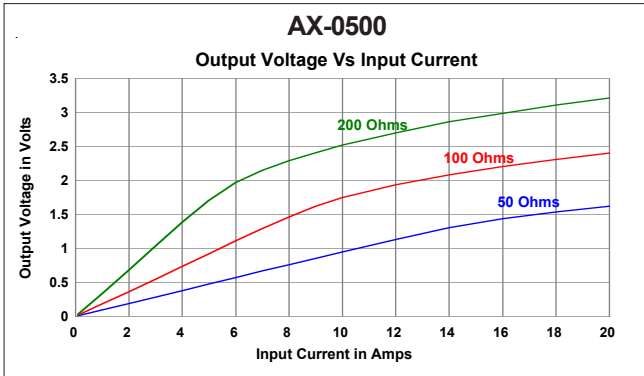


Dimensions are in mm. General Tolerance $\pm 0.25\text{mm}$ unless specified.
Pin Pitch Tolerance: $\pm 0.1\text{mm}$

Output Voltage Vs Input Current



Saturation Current Response



Phase Angle Vs Primary Current

