



Chipsmall Limited consists of a professional team with an average of over 10 year of expertise in the distribution of electronic components. Based in Hongkong, we have already established firm and mutual-benefit business relationships with customers from,Europe,America and south Asia,supplying obsolete and hard-to-find components to meet their specific needs.

With the principle of “Quality Parts,Customers Priority,Honest Operation,and Considerate Service”,our business mainly focus on the distribution of electronic components. Line cards we deal with include Microchip,ALPS,ROHM,Xilinx,Pulse,ON,Everlight and Freescale. Main products comprise IC,Modules,Potentiometer,IC Socket,Relay,Connector.Our parts cover such applications as commercial,industrial, and automotives areas.

We are looking forward to setting up business relationship with you and hope to provide you with the best service and solution. Let us make a better world for our industry!




Contact us

Tel: +86-755-8981 8866 Fax: +86-755-8427 6832

Email & Skype: info@chipsmall.com Web: www.chipsmall.com

Address: A1208, Overseas Decoration Building, #122 Zhenhua RD., Futian, Shenzhen, China





OUTLINE

Slim type.
Self shielded.
Height: 4.0mm Max.
Low resistance.
Excellent DC current characteristics.

APPLICATIONS

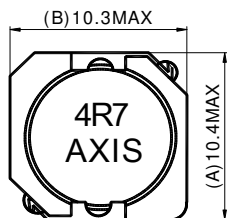
Laptop and Notebook computers and PDAs.
DC/DC converters.
Portable communication equipment.
Inductor for general purpose use.

Model	Inductance ⁽¹⁾ uH	Rated DC ⁽²⁾ Current Amps	DC resistance ⁽³⁾ Ω Max
AX104R-1R5	1.5	6.5	8.1m
AX104R-2R2	2.2	6.1	10m
AX104R-3R3	3.3	5.5	13m
AX104R-4R7	4.7	6.0	13m
AX104R-6R8	6.8	4.8	19.5m
AX104R-8R2	8.2	4.6	25m
AX104R-100	10.0	4.4	35m
AX104R-150	15.0	3.6	50m

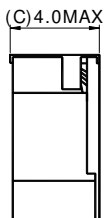
Model	Inductance ⁽¹⁾ uH	Rated DC ⁽²⁾ Current Amps	DC resistance ⁽³⁾ Ω Max
AX104R-220	22.0	2.9	73m
AX104R-330	33.0	2.3	93m
AX104R-470	47.0	2.1	128m
AX104R-680	68.0	1.50	213m
AX104R-101	100	1.35	304m
AX104R-151	150	1.15	506m
AX104R-221	220	0.92	756m
AX104R-331	330	0.70	1.09

- Notes:**
1. Inductance measured at 100kHz 1.0v without DC current. Tolerance: ±30% (N).
 2. Rated current is the approximate current at which inductance will be decreased by 35% from its initial (zero DC) value.
 3. DC Resistance measured at 20°C.

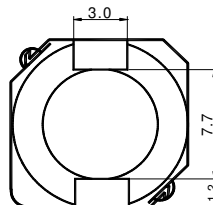
Mechanicals Dimensions=inches/mm



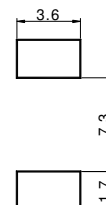
TOP VIEW



SIDE VIEW



BOTTOM VIEW



LAND PATTERNS

RoHS Compliance: As of manufacturing date February 2005, all standard products meet the requirements of 2011/65/EU, known as the RoHS initiative.

* Upon printing, this document is considered "uncontrolled". Please contact Triad Magnetics' website for the most current version