



Chipsmall Limited consists of a professional team with an average of over 10 year of expertise in the distribution of electronic components. Based in Hongkong, we have already established firm and mutual-benefit business relationships with customers from,Europe,America and south Asia,supplying obsolete and hard-to-find components to meet their specific needs.

With the principle of “Quality Parts,Customers Priority,Honest Operation,and Considerate Service”,our business mainly focus on the distribution of electronic components. Line cards we deal with include Microchip,ALPS,ROHM,Xilinx,Pulse,ON,Everlight and Freescale. Main products comprise IC,Modules,Potentiometer,IC Socket,Relay,Connector.Our parts cover such applications as commercial,industrial, and automotives areas.

We are looking forward to setting up business relationship with you and hope to provide you with the best service and solution. Let us make a better world for our industry!



Contact us

Tel: +86-755-8981 8866 Fax: +86-755-8427 6832

Email & Skype: info@chipsmall.com Web: www.chipsmall.com

Address: A1208, Overseas Decoration Building, #122 Zhenhua RD., Futian, Shenzhen, China



**LOW VOLTAGE AUDIO POWER AMPLIFIER****AZ386****General Description**

The AZ386 is a power amplifier designed for use in low voltage consumer applications. The gain is internally set to 20 to keep external part count low, but the addition of an external resistor and capacitor between pin 1 and pin 8 will increase the gain to any value from 20 to 200.

The inputs are ground referenced while the output automatically biases to one-half the supply voltage. The quiescent power drain is only 24mW when operating from a 5V supply, making the AZ386 ideal for battery operation.

This IC is available in SOIC-8 and DIP-8 packages.

Features

- Wide Supply Voltage Range: 4V to 16V
- Low Quiescent Current Drain: 6mA
- Voltage Gains from 20 to 200
- Battery Operation
- Minimum External Parts
- Low Power Dissipation
- Low Distortion

Applications

- AM-FM Radio Amplifier
- Cordless Phone
- TV Sound Systems
- Portable Tape Player Amplifier
- Intercoms
- Line Drivers
- Ultrasonic Drivers
- Small Servo Drivers
- Power Converters




Figure 1. Package Types of AZ386



LOW VOLTAGE AUDIO POWER AMPLIFIER

AZ386

Pin Configuration

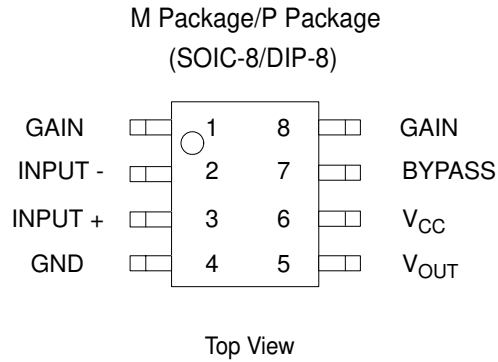


Figure 2. Pin Configuration of AZ386

Functional Block Diagram

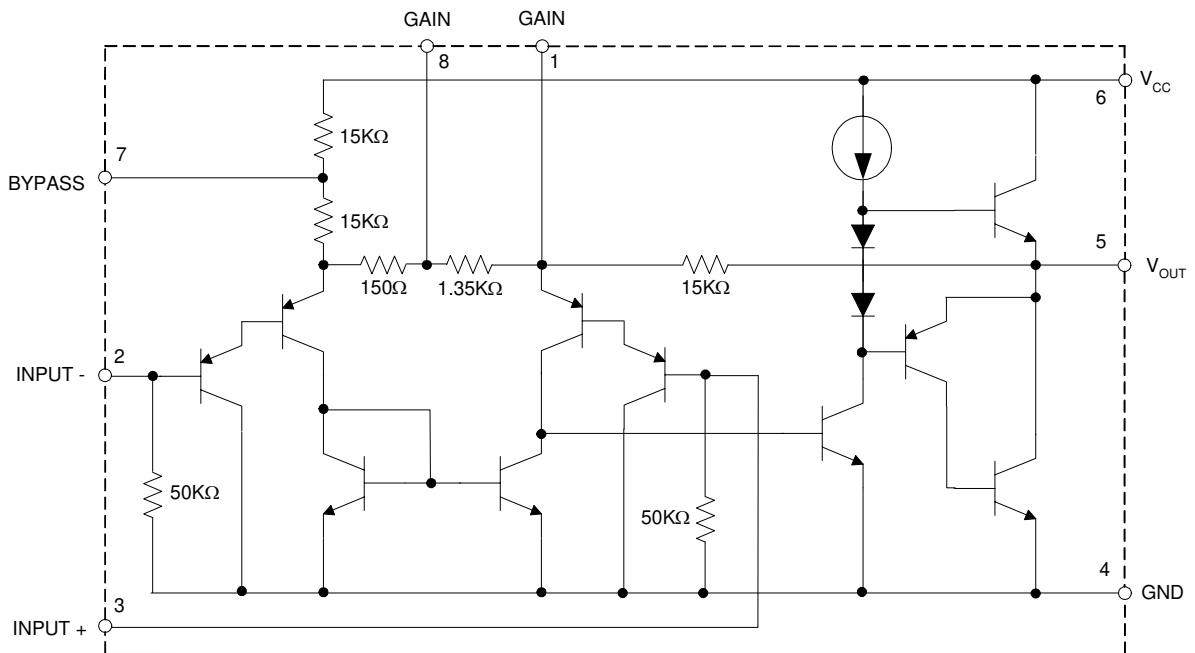
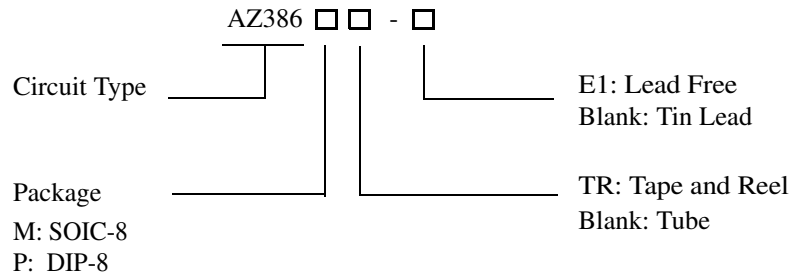


Figure 3. Functional Block Diagram of AZ386



LOW VOLTAGE AUDIO POWER AMPLIFIER **AZ386**

Ordering Information



Package	Temperature Range	Part Number		Marking ID		Packing Type
		Tin Lead	Lead Free	Tin Lead	Lead Free	
SOIC-8	0 to 70°C	AZ386M	AZ386M-E1	386M	386M-E1	Tube
		AZ386MTR	AZ386MTR-E1	386M	386M-E1	Tape & Reel
DIP-8	0 to 70°C	AZ386P	AZ386P-E1	AZ386P	AZ386P-E1	Tube

BCD Semiconductor's Pb-free products, as designated with "E1" suffix in the part number, are RoHS compliant.

**LOW VOLTAGE AUDIO POWER AMPLIFIER****AZ386****Absolute Maximum Ratings (Note 1)**

Parameter	Symbol	Value		Unit
Power Supply Voltage	V_{CC}	18		V
Package Dissipation (Note 2)	P_D	AZ386P	1.25	W
		AZ386M	0.73	W
Input Voltage	V_{IN}	-0.4 to 0.4		V
Junction Temperature	T_J	150		°C
Storage Temperature Range	T_{STG}	-55 to 150		°C
Soldering Information		DIP-8 Soldering (10 sec.)	260	°C
		SOIC-8 (15 sec.)	215	
Thermal Resistance	θ_{JA}	DIP-8	107	°C/W
		SOIC-8	172	

Note 1: Stresses greater than those listed under "Absolute Maximum Ratings" may cause permanent damage to the device. These are stress ratings only, and functional operation of the device at these or any other conditions beyond those indicated under "Recommended Operating Conditions" is not implied. Exposure to "Absolute Maximum Ratings" for extended periods may affect device reliability.

Note 2: For operation in ambient temperatures (T_A) above 25°C, the device must be derated based on a 150°C maximum junction temperature and 1) a thermal resistance of 107°C/W junction to ambient for the Dual-in-Line package and 2) a thermal resistance of 172°C/W for the small outline package.

Recommended Operating Conditions

Parameter	Min	Max	Unit
Operating Temperature Range	0	70	°C

**LOW VOLTAGE AUDIO POWER AMPLIFIER****AZ386****Electrical Characteristics (Note 3)**Operating Conditions: $T_A=25^{\circ}\text{C}$ unless otherwise specified.

Parameter	Symbol	Test Conditions	Min	Typ	Max	Unit
Supply Voltage	V_{CC}		4		16	V
Quiescent Current	I_Q	$V_{CC}=6\text{V}$, $V_{IN}=0$		6	8	mA
Output Power	P_{OUT}	$V_{CC}=6\text{V}$, $R_L=8\Omega$, THD=10%	250	300		mW
		$V_{CC}=9\text{V}$, $R_L=8\Omega$, THD=10%	500	800		mW
		$V_{CC}=16\text{V}$, $R_L=32\Omega$, THD=10%	700	1000		mW
Voltage Gain	G_V	$V_{CC}=6\text{V}$, $f=1\text{KHz}$ $10\mu\text{F}$ from Pin 1 to 8		26		dB
					45	
Bandwidth	BW	$V_{CC}=6\text{V}$, Pins 1 and 8 open		500		KHz
Total Harmonic Distortion	THD	$V_{CC}=6\text{V}$, $R_L=8\Omega$, $P_{OUT}=125\text{mW}$ $f=1\text{KHz}$, Pins 1 and 8 open		0.27		%
Power Supply Rejection Ratio	PSRR	$V_{CC}=6\text{V}$, $f=1\text{KHz}$, $C_{BYPASS}=10\mu\text{F}$, Pins 1 and 8 open, Referred to Output		45		dB
Input Resistance	R_{IN}			70		$\text{K}\Omega$
Input Bias Current	I_{BIAS}	$V_{CC}=6\text{V}$, Pins 2 and 3 open		10		nA

Note 3: All voltages are measured with respect to the ground pin, unless otherwise specified.



LOW VOLTAGE AUDIO POWER AMPLIFIER

AZ386

Typical Performance Characteristics

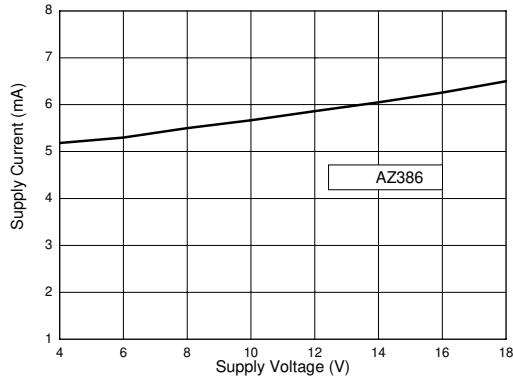


Figure 4. Quiescent Supply Current vs. Supply Voltage

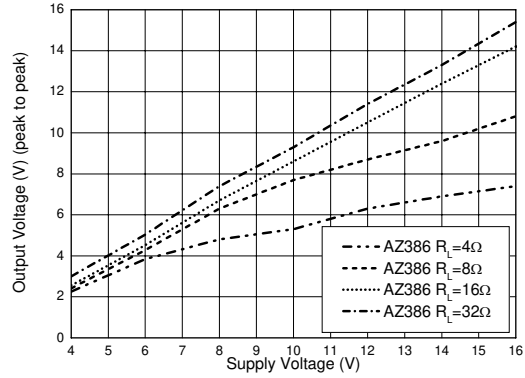


Figure 5. Peak-to-Peak Output Voltage Swing vs. Supply Voltage

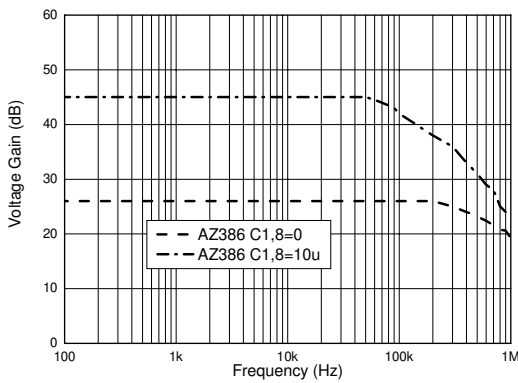


Figure 6. Voltage Gain vs. Frequency

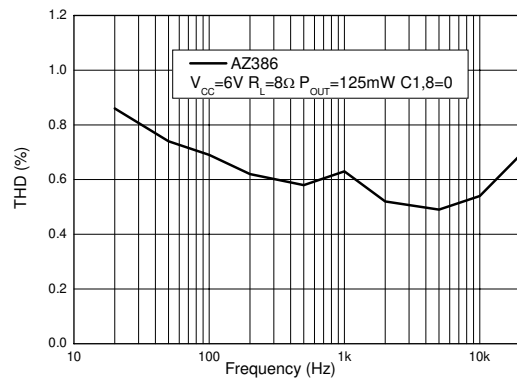


Figure 7. Distortion vs. Frequency

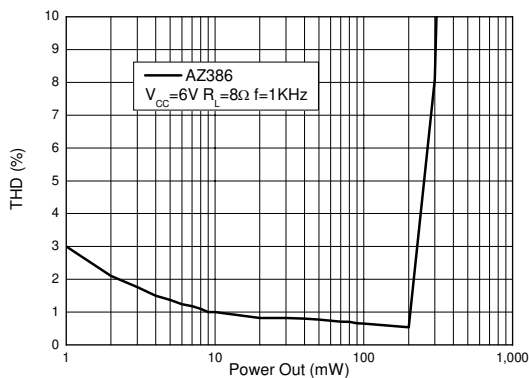


Figure 8. Distortion vs. Output Power

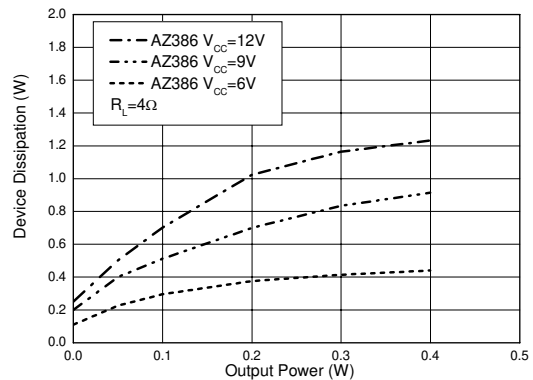


Figure 9. Device Dissipation vs. Output Power (4Ω Load)



LOW VOLTAGE AUDIO POWER AMPLIFIER

AZ386

Typical Performance Characteristics (Continued)

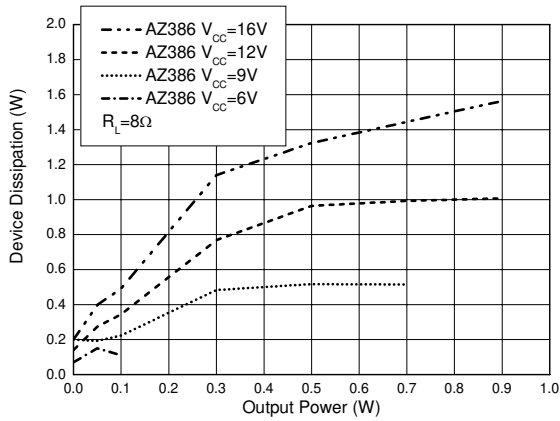


Figure 10. Device Dissipation vs. Output Power (8Ω Load)

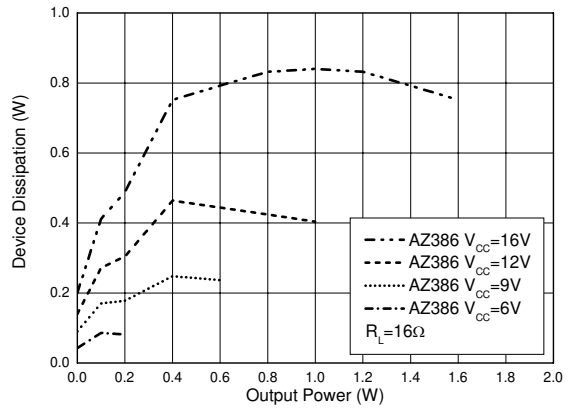


Figure 11. Device Dissipation vs. Output Power (16Ω Load)

Typical Applications (Note 4)

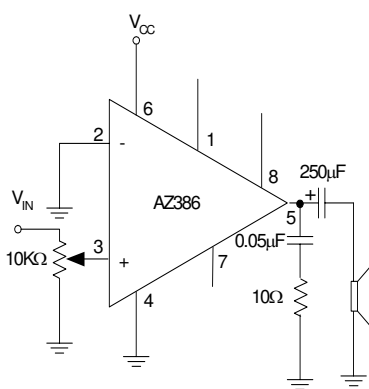


Figure 12. Amplifier With Gain=20

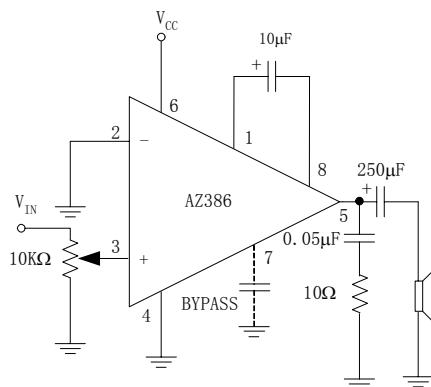


Figure 13. Amplifier With Gain=200



LOW VOLTAGE AUDIO POWER AMPLIFIER

AZ386

Typical Applications (Note 4) (Continued)

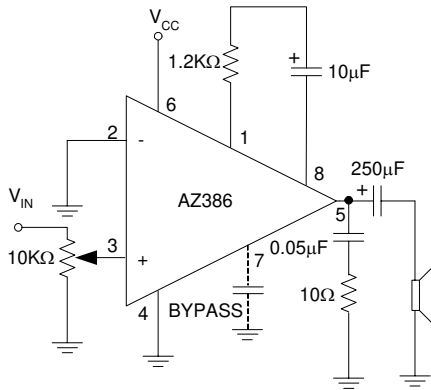


Figure 14. Amplifier With Gain=50

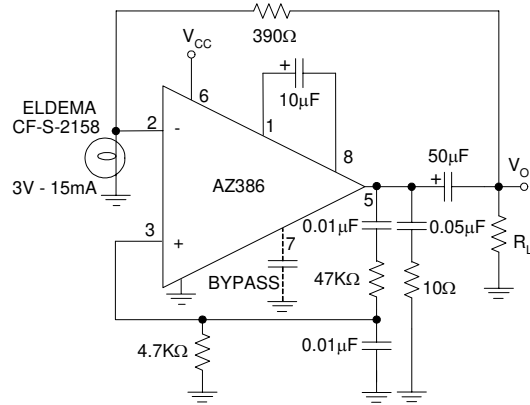


Figure 15. Low Distortion Power Wienbridge Oscillator

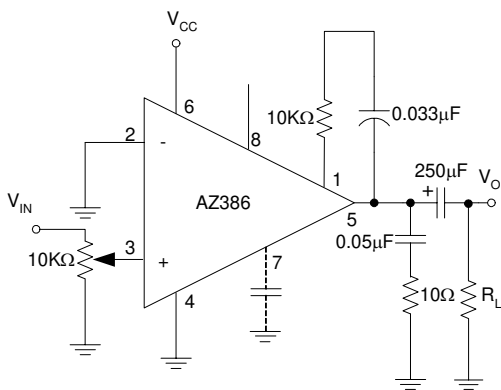


Figure 16. Amplifier With Bass Boost

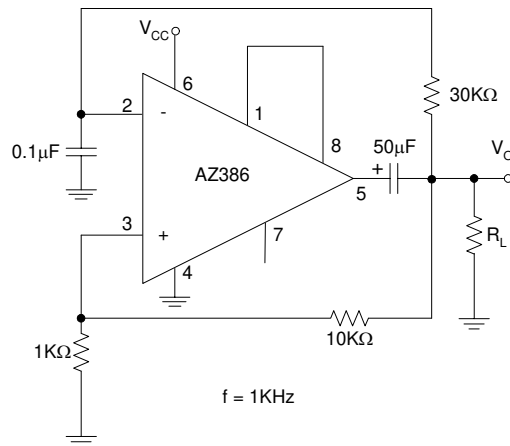


Figure 17. Square Wave Oscillator

Note 4: The R-C series circuit from output to ground, which will make the output stable, is depended on the different capacitive load in the circuit, the correct values for the R and C can be determined through experimental methods.



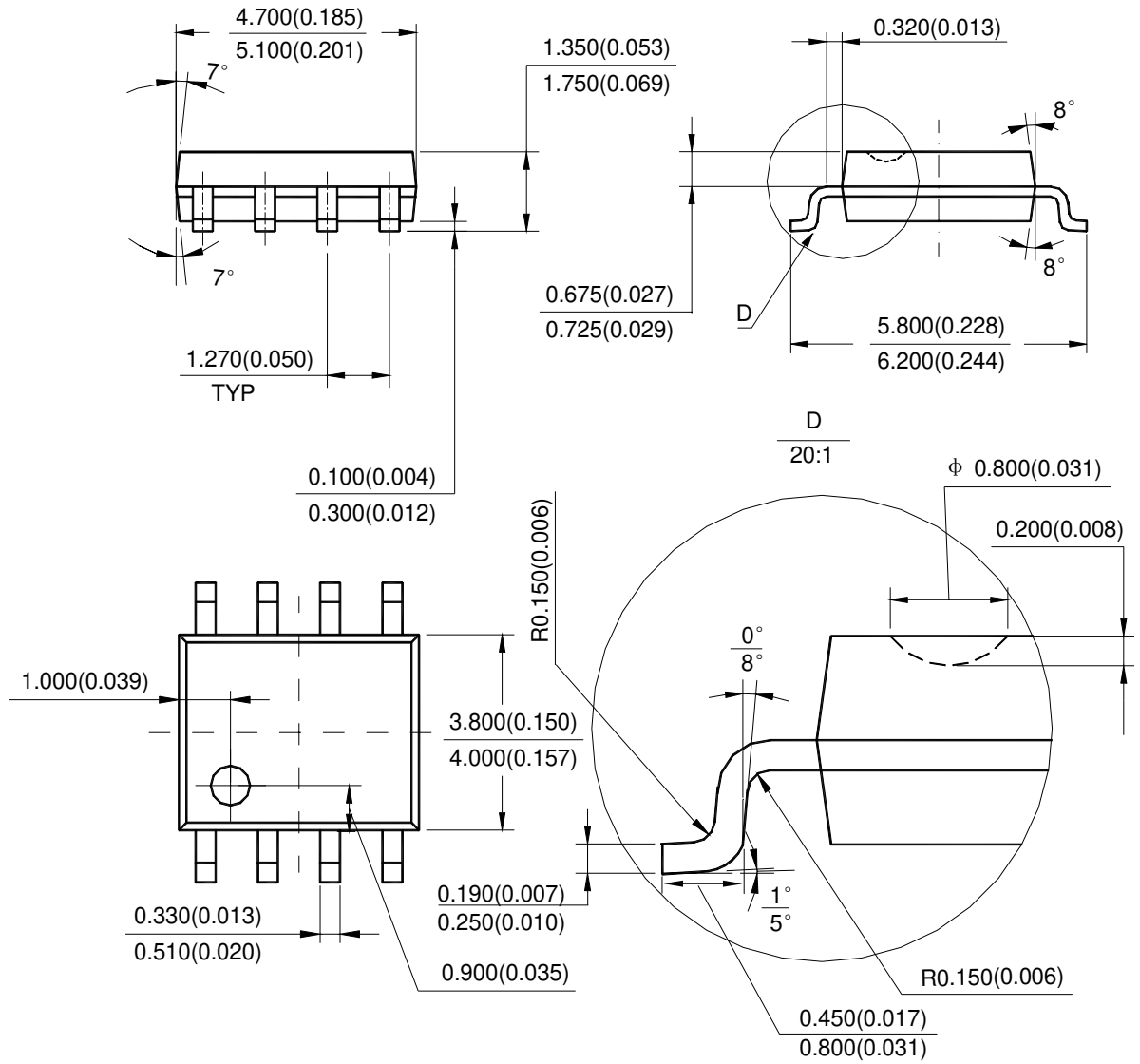
LOW VOLTAGE AUDIO POWER AMPLIFIER

AZ386

Mechanical Dimensions

SOIC-8

Unit: mm(inch)





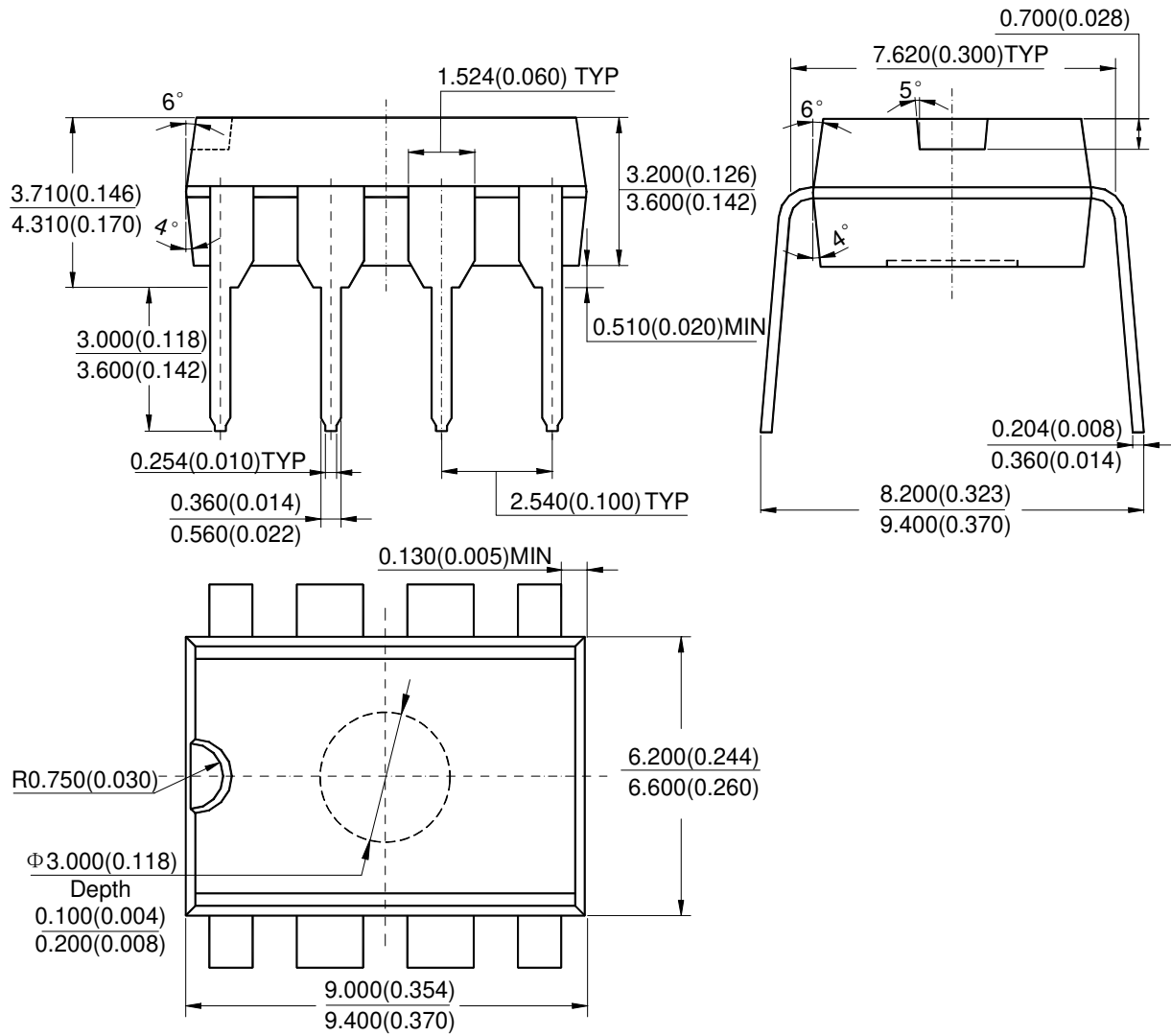
LOW VOLTAGE AUDIO POWER AMPLIFIER

AZ386

Mechanical Dimensions (Continued)

DIP-8

Unit: mm(inch)





BCD Semiconductor Manufacturing Limited

<http://www.bcdsemi.com>

IMPORTANT NOTICE

BCD Semiconductor Manufacturing Limited reserves the right to make changes without further notice to any products or specifications herein. BCD Semiconductor Manufacturing Limited does not assume any responsibility for use of any its products for any particular purpose, nor does BCD Semiconductor Manufacturing Limited assume any liability arising out of the application or use of any its products or circuits. BCD Semiconductor Manufacturing Limited does not convey any license under its patent rights or other rights nor the rights of others.

MAIN SITE

BCD Semiconductor Manufacturing Limited
- Wafer Fab
Shanghai SIM-BCD Semiconductor Manufacturing Limited
800, Yi Shan Road, Shanghai 200233, China
Tel: +86-21-6485 1491, Fax: +86-21-5450 0008

BCD Semiconductor Manufacturing Limited
- IC Design Group
Advanced Analog Circuits (Shanghai) Corporation
8F, Zone B, 900, Yi Shan Road, Shanghai 200233, China
Tel: +86-21-6495 9539, Fax: +86-21-6485 9673

REGIONAL SALES OFFICE

Shenzhen Office
Shanghai SIM-BCD Semiconductor Manufacturing Co., Ltd. Shenzhen Office
Advanced Analog Circuits (Shanghai) Corporation Shenzhen Office
Room E, 5F, Noble Center, No.1006, 3rd Fuzhong Road, Futian District, Shenzhen 518026, China
Tel: +86-755-8826 7951
Fax: +86-755-8826 7865

Taiwan Office
BCD Semiconductor (Taiwan) Company Limited
4F, 298-1, Rui Guang Road, Nei-Hu District, Taipei, Taiwan
Tel: +886-2-2656 2808
Fax: +886-2-2656 2806

USA Office
BCD Semiconductor Corporation
30920 Huntwood Ave. Hayward, CA 94544, U.S.A
Tel : +1-510-324-2988
Fax: +1-510-324-2788