



Chipsmall Limited consists of a professional team with an average of over 10 year of expertise in the distribution of electronic components. Based in Hongkong, we have already established firm and mutual-benefit business relationships with customers from,Europe,America and south Asia,supplying obsolete and hard-to-find components to meet their specific needs.

With the principle of "Quality Parts,Customers Priority,Honest Operation,and Considerate Service",our business mainly focus on the distribution of electronic components. Line cards we deal with include Microchip,ALPS,ROHM,Xilinx,Pulse,ON,Everlight and Freescale. Main products comprise IC,Modules,Potentiometer,IC Socket,Relay,Connector.Our parts cover such applications as commercial,industrial, and automotives areas.

We are looking forward to setting up business relationship with you and hope to provide you with the best service and solution. Let us make a better world for our industry!



Contact us

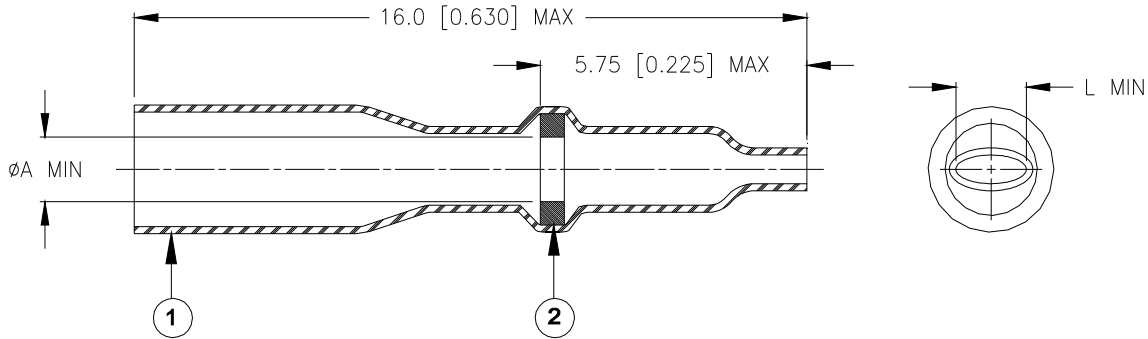
Tel: +86-755-8981 8866 Fax: +86-755-8427 6832

Email & Skype: info@chipsmall.com Web: www.chipsmall.com

Address: A1208, Overseas Decoration Building, #122 Zhenhua RD., Futian, Shenzhen, China



SPECIFICATION CONTROL DRAWING



Product Revision		Product Dimensions		Wire and Pin Dimensions			
Product Name		ϕA min	L min	ϕB max	ϕC		ϕD max
					min	max	
B-155-1501	A	1.5 [0.060]	1.5 [0.060]	2.0 [0.080]	0.9 [0.035]	1.5 [0.060]	0.6 [0.025]
B-155-1502	A	2.3 [0.090]	2.3 [0.090]	2.9 [0.115]	1.1 [0.045]	2.3 [0.090]	0.9 [0.035]
B-155-1503	A	2.8 [0.110]	2.8 [0.110]	3.2 [0.125]	1.6 [0.065]	2.8 [0.110]	1.2 [0.045]
B-155-1504	A	3.8 [0.150]	3.8 [0.150]	4.5 [0.180]	1.8 [0.070]	3.8 [0.150]	1.5 [0.060]

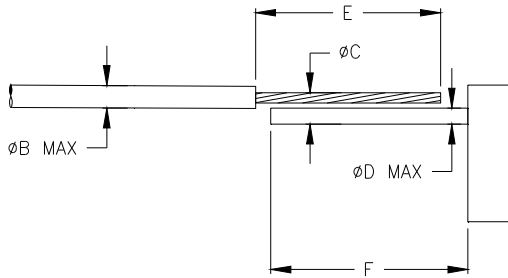
MATERIALS

1. INSULATION SLEEVE: Heat-shrinkable, transparent clear, radiation cross-linked modified polyolefin.
2. SOLDER PREFORM WITH FLUX:
 - SOLDER: TYPE Sn42Bi58 per ANSI / J-STD-006.
 - FLUX: TYPE ROM1 per ANSI / J-STD-004.

APPLICATION



1. These controlled soldering devices are designed for termination of a wire to the lead of electrical component or to the terminal of a connector.
2. Temperature range: -55°C to +125°C.
3. For installation procedure and application equipment, consult RPIP-824-00

For best results, prepare the wire as shown:



Stripping Dimensions:

- 1) Wires smaller than AWG 18:
E: 6.5±0.5 [0.256±0.020]
F: 8.0±0.5 [0.315±0.020]
- 2) Wires AWG 18 and larger:
E: 9.5±0.5 [0.374±0.020]
F: 11.0±0.5 [0.433±0.020]

		TE Connectivity 300 Constitution Drive, Menlo Park, CA. 94025, U.S.A.				TITLE: SOLDERSLEEVE ONE-STEP WIRE TERMINATOR, LOW TEMPERATURE							
Unless otherwise specified dimensions are in millimeters. [Inches dimensions are shown in brackets]						DOCUMENT NO.: B-155-150X							
TOLERANCES: 0.00 N/A 0.0 N/A 0 N/A		ANGLES: N/A ROUGHNESS IN MICRON		TE Connectivity reserves the right to amend this drawing at any time. Users should evaluate the suitability of the product for their application.		PROD. REV.: SEE TABLE		DOC. ISSUE: 2		DATE: 16-Apr-11			
PREPARED BY: mforonda		DCR NUMBER: D050256				REPLACES: ---		CAGE CODE: 06090		SCALE: ---		SIZE: A	

Print Date: 9-May-11

© 2011 Tyco Electronics Corporation, a TE Connectivity Ltd. Company. All Rights Reserved.

If this document is printed it becomes uncontrolled. Check for the latest revision.