



Chipsmall Limited consists of a professional team with an average of over 10 year of expertise in the distribution of electronic components. Based in Hongkong, we have already established firm and mutual-benefit business relationships with customers from,Europe,America and south Asia,supplying obsolete and hard-to-find components to meet their specific needs.

With the principle of “Quality Parts,Customers Priority,Honest Operation,and Considerate Service”,our business mainly focus on the distribution of electronic components. Line cards we deal with include Microchip,ALPS,ROHM,Xilinx,Pulse,ON,Everlight and Freescale. Main products comprise IC,Modules,Potentiometer,IC Socket,Relay,Connector.Our parts cover such applications as commercial,industrial, and automotives areas.

We are looking forward to setting up business relationship with you and hope to provide you with the best service and solution. Let us make a better world for our industry!



## Contact us

Tel: +86-755-8981 8866 Fax: +86-755-8427 6832

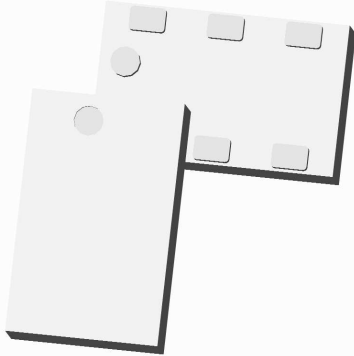
Email & Skype: info@chipsmall.com Web: www.chipsmall.com

Address: A1208, Overseas Decoration Building, #122 Zhenhua RD., Futian, Shenzhen, China



# Xinger®

## Ultra Low Profile 0805 Balun 75Ω to 75Ω Balanced



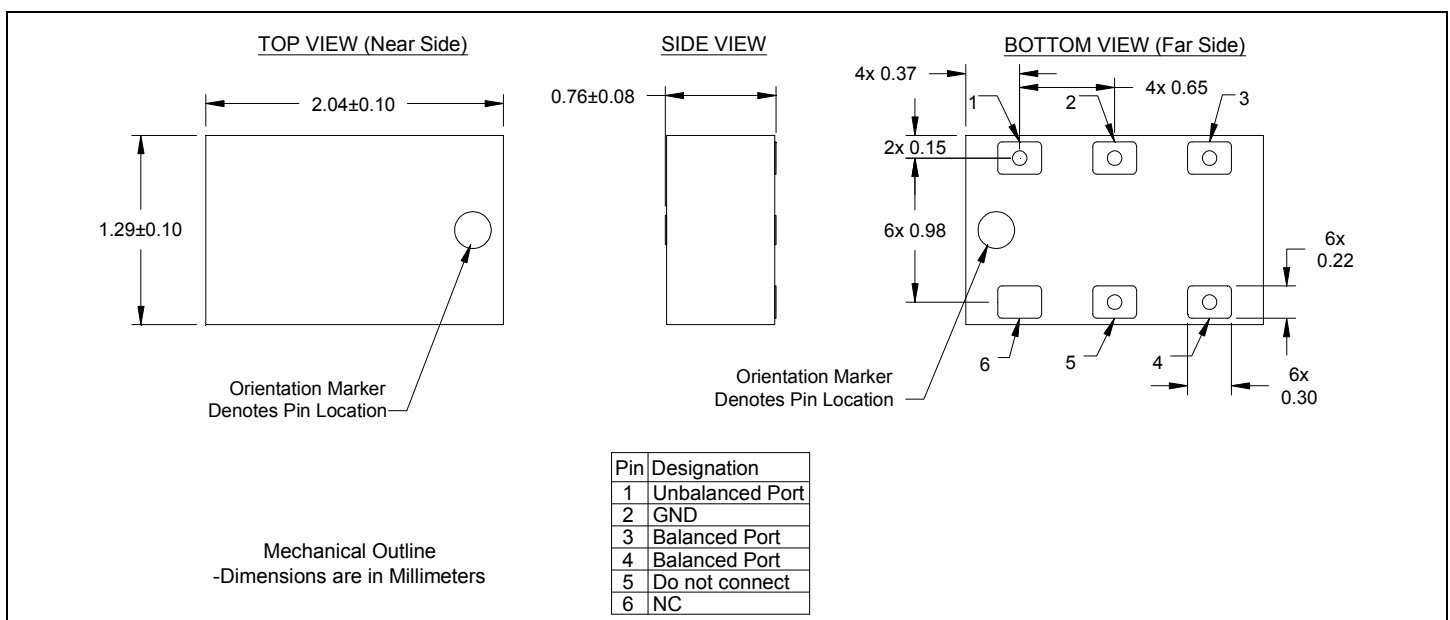
### Description

The B0225J7575AHF is a low profile sub-miniature balanced to unbalanced transformer designed for differential inputs and output locations on next generation wireless chipsets in an easy to use surface mount package covering the DVB-T, DVB-C and DVB-S broadcast frequencies. The B0225J7575AHF is ideal for high volume manufacturing and is higher performance than traditional wire wound and lumped element baluns. The B0225J7575AHF has an unbalanced port impedance of 75Ω and a 75Ω balanced port impedance. This transformation enables single ended signals to be applied to differential ports. The output ports have equal amplitude (-3dB) with 180 degree phase differential. The B0225J7575AHF is available on tape and reel for pick and place high volume manufacturing.

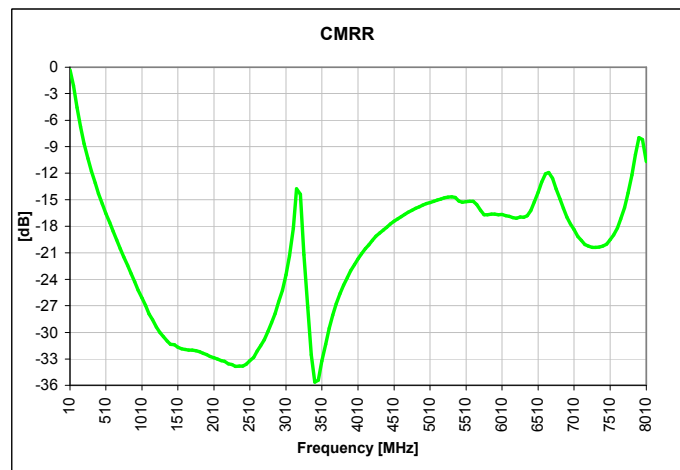
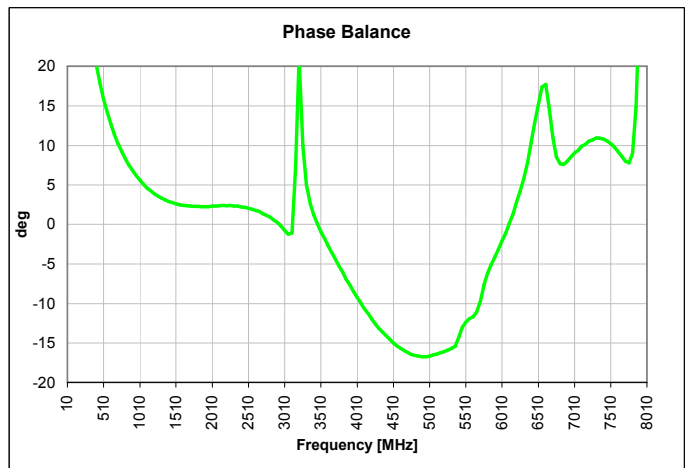
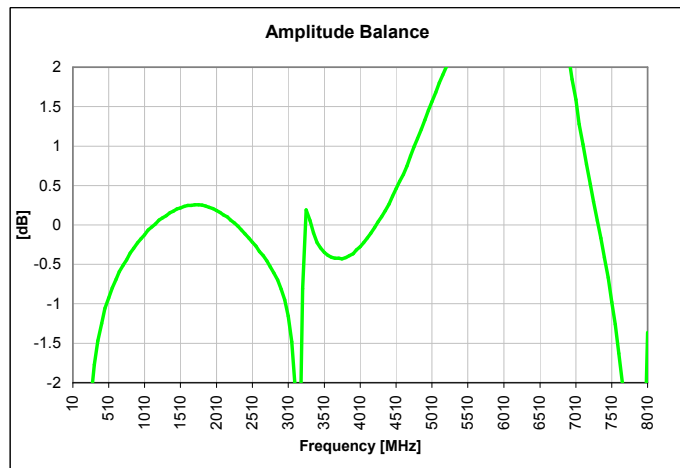
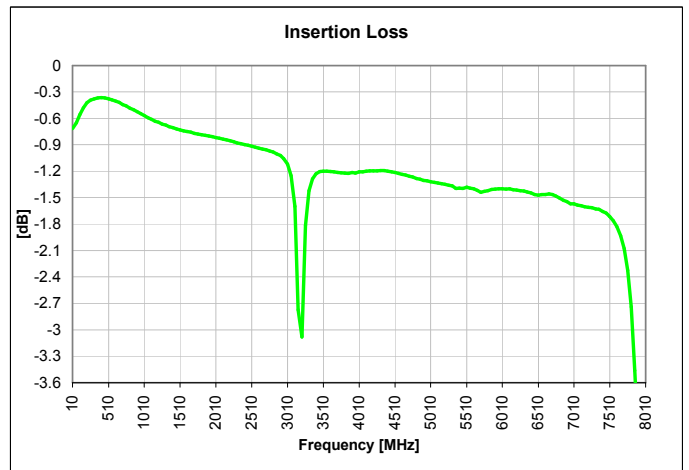
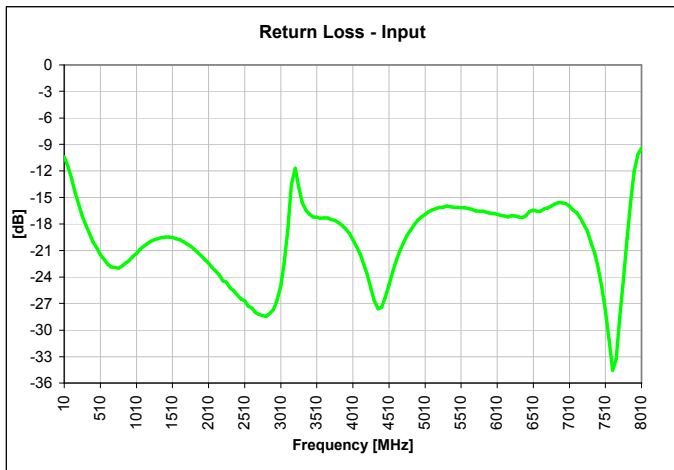
### Detailed Electrical Specifications: Specifications subject to change without notice.

Features:	Parameter	Broadband			Narrowband			25°C
		Min	Typ	Max	Min	Typ	Max	Unit
• 200 – 2500 MHz	Frequency	200		2500	350		550	MHz
• 0.7mm Height Profile	Unbalanced Port Impedance		75			75		Ω
• 75 Ohm to 2 x 37.5 Ohm	Balanced Port Impedance		75			75		Ω
• DVB-T, DVB-C & DVB-S	Return Loss	14	16		17	20		dB
• Low Insertion Loss	Insertion Loss*		0.9	1.2		0.4	0.5	dB
• Surface Mountable	Amplitude Balance		3.0	3.2		1.4	1.6	dB
• Tape & Reel	Phase Balance		38	40		24	26	Degrees
• Non-conductive Surface	CMRR		8			13		dB
• RoHS Compliant	Power Handling			0.5			0.5	Watts
• Halogen Free	Operating Temperature	-55		+85	-55		+85	°C

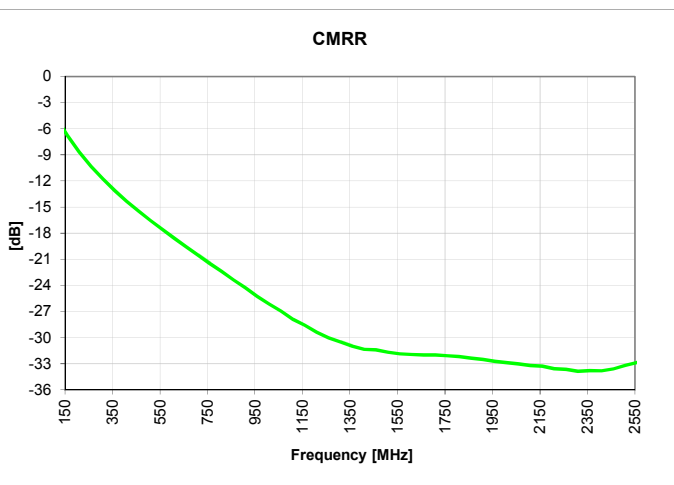
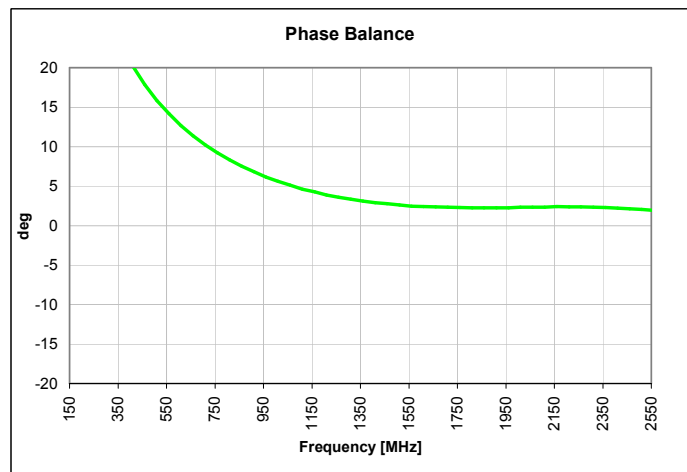
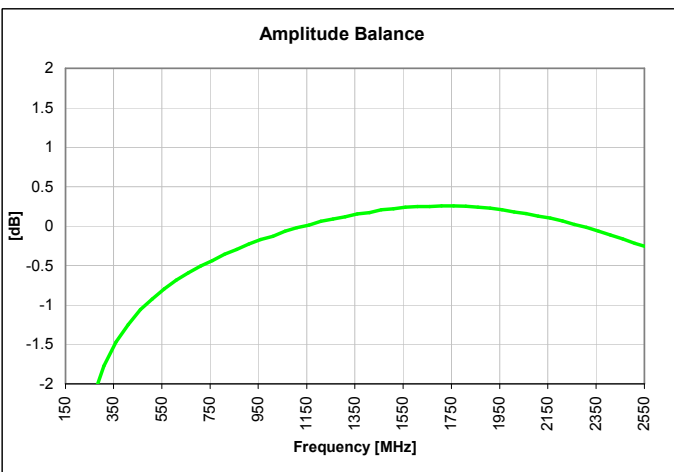
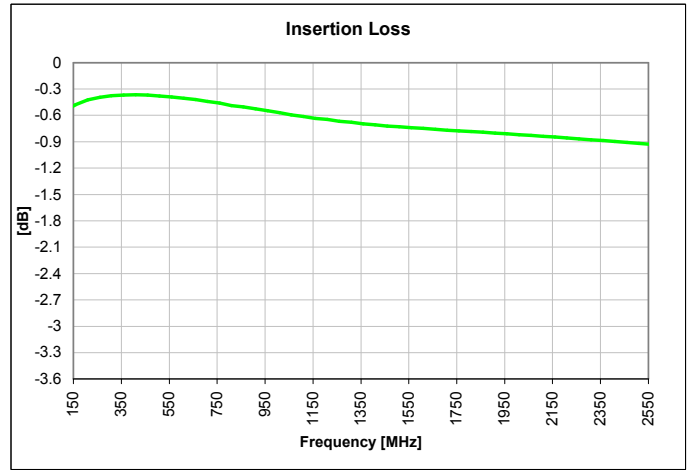
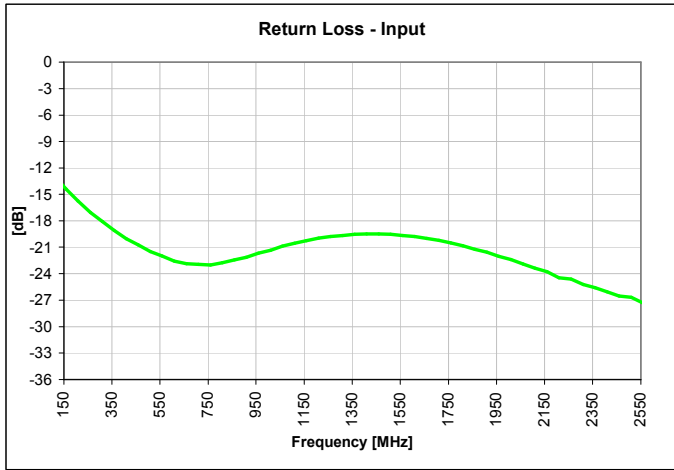
\* Insertion Loss stated at room temperature (Insertion Loss is approximately 0.1 dB higher at +85 °C) Outline Drawing



## Typical Broadband Performance: 10 MHz to 8010 MHz



### Typical Performance: 150 MHz to 2550 MHz

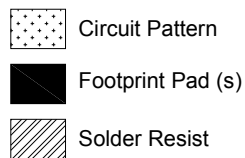


## Mounting Configuration:

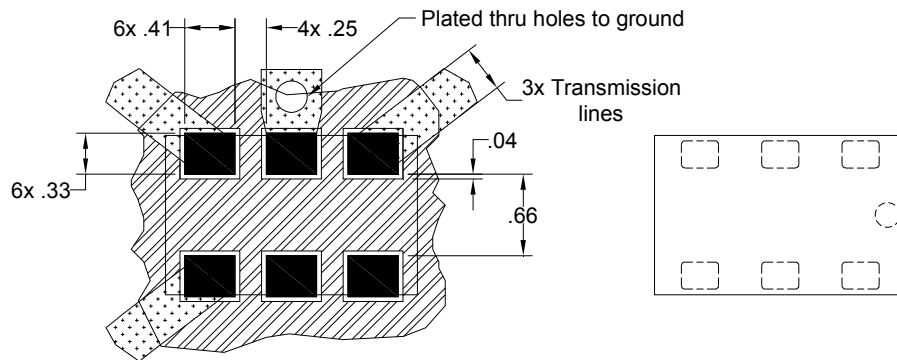
In order for Xinger surface mount components to work optimally, the proper impedance transmission lines must be used to connect to the RF ports. If this condition is not satisfied, insertion loss, Isolation and VSWR may not meet published specifications.

All of the Xinger components are constructed from organic PTFE based composites which possess excellent electrical and mechanical stability. Xinger components are compliant to a variety of ROHS and Green standards and ready for Pb-free soldering processes. Pads are Gold plated with a Nickel barrier.

An example of the PCB footprint used in the testing of these parts is shown below. In specific designs, the transmission line widths need to be adjusted to the unique dielectric coefficients and thicknesses as well as varying pick and place equipment tolerances.



Dimensions are in Millimeters  
Mounting Footprint



### Packaging and Ordering Information

Parts are available in reel and are packaged per EIA 481-2. Parts are oriented in tape and reel as shown below. Minimum order quantities are 4000 per reel. See Model Numbers below for further ordering information.

