



Chipsmall Limited consists of a professional team with an average of over 10 year of expertise in the distribution of electronic components. Based in Hongkong, we have already established firm and mutual-benefit business relationships with customers from,Europe,America and south Asia,supplying obsolete and hard-to-find components to meet their specific needs.

With the principle of “Quality Parts,Customers Priority,Honest Operation,and Considerate Service”,our business mainly focus on the distribution of electronic components. Line cards we deal with include Microchip,ALPS,ROHM,Xilinx,Pulse,ON,Everlight and Freescale. Main products comprise IC,Modules,Potentiometer,IC Socket,Relay,Connector.Our parts cover such applications as commercial,industrial, and automotives areas.

We are looking forward to setting up business relationship with you and hope to provide you with the best service and solution. Let us make a better world for our industry!



Contact us

Tel: +86-755-8981 8866 Fax: +86-755-8427 6832

Email & Skype: info@chipsmall.com Web: www.chipsmall.com

Address: A1208, Overseas Decoration Building, #122 Zhenhua RD., Futian, Shenzhen, China





Film Capacitors – AC Capacitors

Motor run capacitors

Series/Type: B32355C – MotorCap™ S3 Compact, 100 °C
Ordering code: B32355C
Date: July 2017
Version: 1

© EPCOS AG 2017. Reproduction, publication and dissemination of this publication, enclosures hereto and the information contained therein without EPCOS' prior express consent is prohibited.

EPCOS AG is a TDK Group Company.

Construction

- Metallized polypropylene film
- Plastic can with resin top
- Dry type resin

Features

- Self-healing properties
- Low dissipation factor
- Highest safety level S3 safety class to IEC60252-1 (ed.2) am1:
- High insulation resistance
- IEC 60335-1 compatible
- Higher operating temperature class, 100 °C.

Applications

- For general sine wave applications, mainly as motor run capacitor










Terminals

- Insulated solid copper wire, 0.5 mm², 105°C.

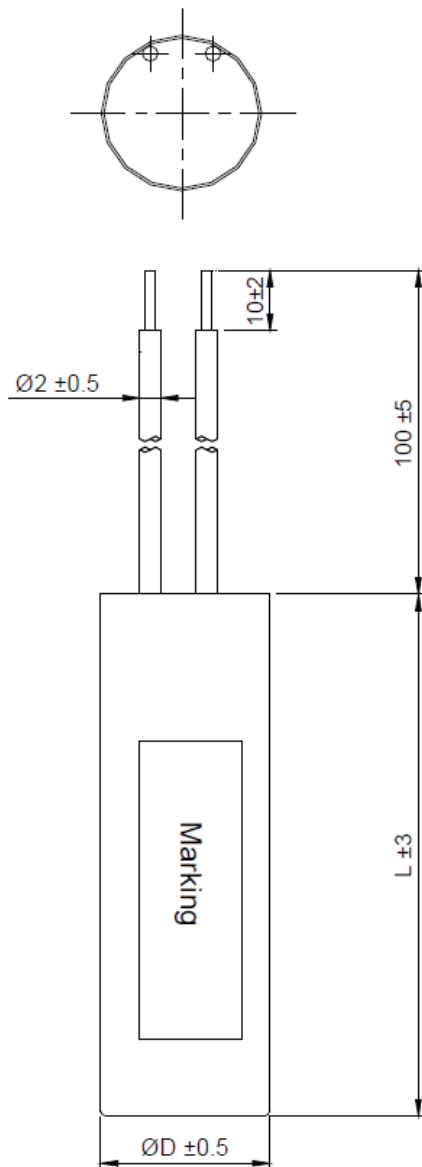
Mounting parts (optional)

- Plain can

Technical data and specifications	
Reference standards	EN60252-1: 2014-07 IEC60252-1: Ed 2,2013-8, amendment 1
Life expectancy to IEC 60252-1 /2013	400 V: 10000 h (class B)
Safety class to IEC 60252-1/ 2013	S3
Rated capacitance C _R	See table ordering codes, page 5
Tolerance	±5%
Permitted capacitance ΔC/C	≤3%
Rated voltage V _R	400 V AC
Rated frequency f _R	50/60 Hz
Maximum ratings	
Maximum permissible voltage V _{max}	1.1 · V _R (V _R = rated voltage)
Maximum permissible current I _{max}	1.3 I _R (I _R = rated current)

Test data																			
AC test voltage terminal to terminal U_{TT}	2 V_R , 2 s (routine test)																		
AC test voltage terminals to can U_{TC}	2 kV AC, 2 s (routine test)																		
Insulation resistance R_{ins} or time constant τ at 20 °C, Rel. humidity max. value 85%, annual means \leq 65%	3000 s																		
Dissipation factor $\tan \delta$ at 20 °C	$\leq 30.0 \cdot 10^{-3}$ (1K Hz)																		
Maximum rate of voltage rise dv/dt_{max}	10 V/ μ s																		
Climatic data																			
Climatic category	25/100/21 to IEC 60068-1																		
Lower category T_{min}	-25 °C																		
Upper category T_{max}	+100 °C																		
Damp heat test t_{test}	21 days																		
Mechanical and thermal properties																			
Ball pressure test to IEC 60309-1 sec. 27.3	20 N at 125 °C																		
Plastic can and top disk material	Compliant to EN60252-1/ IEC60335-1																		
<ul style="list-style-type: none"> ■ Glow wire test to IEC 60695 – 2 – 1 / 1 Test temp 550 °C for $I_R \leq 0.5$ A Test temp 850 °C for $I_R \geq 0.5$ A 	Self-extinguish within 30 s of withdrawing glow wire without igniting wrapping tissue																		
<ul style="list-style-type: none"> ■ Part compliant to IEC 60335-1 Glow wire test acc. to EN60335-1:2002 +A11+A1 +A12+Corr.+A2:2006, IEC60335-1 ed 4+A1+A2 	Self-extinguish within 2 s with GWT 750 °C and within 30 s with GWFI 850 °C of withdrawing the glow wire & without igniting the wrapping tissue																		
Tracking test to IEC 60112 solution A	>250 V																		
Compatibility to RoHS																			
Compliance to directive 2002/95/EC																			
Approvals																			
VDE – 400 V/100 °C: 10000 h (class B)	Approved																		
	Compliance to LV directive 2014/35/EU																		
Marking	 <table style="font-size: small; border-collapse: collapse;"> <tr> <td>Cx μF</td> <td>+/-Tx%</td> <td>400 VAC</td> <td rowspan="2" style="text-align: center;">  </td> </tr> <tr> <td>10000h/Cl.B</td> <td></td> <td>25/100/21</td> </tr> <tr> <td>MKP 'SH'</td> <td>50/60Hz</td> <td>S3</td> <td rowspan="2" style="text-align: center;">  </td> </tr> <tr> <td>B32355C</td> <td>IEC60252-1</td> <td></td> </tr> <tr> <td>P.O. No.</td> <td>WW.YYN</td> <td></td> <td></td> </tr> </table>	Cx μ F	+/-Tx%	400 VAC		10000h/Cl.B		25/100/21	MKP 'SH'	50/60Hz	S3		B32355C	IEC60252-1		P.O. No.	WW.YYN		
Cx μ F	+/-Tx%	400 VAC																	
10000h/Cl.B		25/100/21																	
MKP 'SH'	50/60Hz	S3																	
B32355C	IEC60252-1																		
P.O. No.	WW.YYN																		

Dimensional drawing:



Ordering codes & Packaging units

V _R V AC	C _R μF	Dimensions D × L mm	Ordering code	Packing units pcs
400	1.5	25 × 51	B32355C4155J019	231
	2.0	25 × 51	B32355C4205J019	231
	2.5	25 × 51	B32355C4255J019	231
	3	25 × 60.5	B32355C4305J015	198
	4	25 × 75	B32355C4405J015	To be defined
	5	25 × 75	B32355C4505J015	To be defined

Display of ordering codes for EPCOS products

The ordering code for one and the same EPCOS product can be represented differently in data sheets, data books, other publications, on the EPCOS website, or in order-related documents such as shipping notes, order confirmations and product labels. **The varying representations of the ordering codes are due to different processes employed and do not affect the specifications of the respective products.** Detailed information can be found on the Internet under www.epcos.com/orderingcodes

Cautions and warnings

⚠ Please read “Applications warning, installation and maintenance instructions” and the “General Safety Data Sheet for Power Capacitors” issued by ZVEI, which are available on the internet at www.epcos.com/ac_capacitors, to ensure optimum performance and to prevent products from failing, and in worst case, bursting and fire. Information given in the data sheet reflects typical specifications. You are kindly requested to approve our product specifications or request our approval for your specification before ordering.

Important notes

The following applies to all products named in this publication:

1. Some parts of this publication contain **statements about the suitability of our products for certain areas of application**. These statements are based on our knowledge of typical requirements that are often placed on our products in the areas of application concerned. We nevertheless expressly point out **that such statements cannot be regarded as binding statements about the suitability of our products for a particular customer application**. As a rule, EPCOS is either unfamiliar with individual customer applications or less familiar with them than the customers themselves. For these reasons, it is always ultimately incumbent on the customer to check and decide whether an EPCOS product with the properties described in the product specification is suitable for use in a particular customer application.
2. We also point out that **in individual cases, a malfunction of electronic components or failure before the end of their usual service life cannot be completely ruled out in the current state of the art, even if they are operated as specified**. In customer applications requiring a very high level of operational safety and especially in customer applications in which the malfunction or failure of an electronic component could endanger human life or health (e.g. in accident prevention or life-saving systems), it must therefore be ensured by means of suitable design of the customer application or other action taken by the customer (e.g. installation of protective circuitry or redundancy) that no injury or damage is sustained by third parties in the event of malfunction or failure of an electronic component.
3. **The warnings, cautions and product-specific notes must be observed.**
4. In order to satisfy certain technical requirements, **some of the products described in this publication may contain substances subject to restrictions in certain jurisdictions (e.g. because they are classed as hazardous)**. Useful information on this will be found in our Material Data Sheets on the Internet (www.epcos.com/material). Should you have any more detailed questions, please contact our sales offices.
5. We constantly strive to improve our products. Consequently, **the products described in this publication may change from time to time**. The same is true of the corresponding product specifications. Please check therefore to what extent product descriptions and specifications contained in this publication are still applicable before or when you place an order. We also **reserve the right to discontinue production and delivery of products**. Consequently, we cannot guarantee that all products named in this publication will always be available. The aforementioned does not apply in the case of individual agreements deviating from the foregoing for customer-specific products.
6. Unless otherwise agreed in individual contracts, **all orders are subject to the current version of the "General Terms of Delivery for Products and Services in the Electrical Industry" published by the German Electrical and Electronics Industry Association (ZVEI)**.
7. The trade names EPCOS, CeraCharge, CeraDiode, CeraLink, CeraPad, CeraPlas, CSMP, CTVS, DeltaCap, DigiSiMic, ExoCore, FilterCap, FormFit, LeaXield, MiniBlue, MiniCell, MKD, MKK, MotorCap, PCC, PhaseCap, PhaseCube, PhaseMod, PhiCap, PowerHap, PQSine, PQvar, SIFERRIT, SIFI, SIKOREL, SilverCap, SIMDAD, SiMic, SIMID, SineFormer, SIOV, ThermoFuse, WindCap are **trademarks registered or pending** in Europe and in other countries. Further information will be found on the Internet at www.epcos.com/trademarks.