



Chipsmall Limited consists of a professional team with an average of over 10 year of expertise in the distribution of electronic components. Based in Hongkong, we have already established firm and mutual-benefit business relationships with customers from,Europe,America and south Asia,supplying obsolete and hard-to-find components to meet their specific needs.

With the principle of "Quality Parts,Customers Priority,Honest Operation,and Considerate Service",our business mainly focus on the distribution of electronic components. Line cards we deal with include Microchip,ALPS,ROHM,Xilinx,Pulse,ON,Everlight and Freescale. Main products comprise IC,Modules,Potentiometer,IC Socket,Relay,Connector.Our parts cover such applications as commercial,industrial, and automotives areas.

We are looking forward to setting up business relationship with you and hope to provide you with the best service and solution. Let us make a better world for our industry!



## Contact us

Tel: +86-755-8981 8866 Fax: +86-755-8427 6832

Email & Skype: info@chipsmall.com Web: www.chipsmall.com

Address: A1208, Overseas Decoration Building, #122 Zhenhua RD., Futian, Shenzhen, China



# Film Capacitors - Metallized Polyester (MKT)

**Series/Type: B32520 ... B32529**

The following products presented in this data sheet are being withdrawn.  
Please see the next 4 pages.

Ordering Code	Substitute Product	Date of Withdrawal	Deadline Last Orders	Last Shipments
B32529D0475M289	B32529D5475M289	04.04.2014	15.07.2014	15.10.2014
B32529D0475M189	B32529D5475M189	04.04.2014	15.07.2014	15.10.2014
B32529D0475M000	B32529D5475M000	04.04.2014	15.07.2014	15.10.2014
B32529D0335M289	B32529D5335M289	04.04.2014	15.07.2014	15.10.2014
B32529D0335M189	B32529D5335M189	04.04.2014	15.07.2014	15.10.2014
B32529D0335M000	B32529D5335M000	04.04.2014	15.07.2014	15.10.2014
B32529D0335K289	B32529D5335K289	04.04.2014	15.07.2014	15.10.2014
B32529D0335K189	B32529D5335K189	04.04.2014	15.07.2014	15.10.2014
B32529D0335K000	B32529D5335K000	04.04.2014	15.07.2014	15.10.2014
B32529D0335J289	B32529D5335J289	04.04.2014	15.07.2014	15.10.2014
B32529D0335J189	B32529D5335J189	04.04.2014	15.07.2014	15.10.2014
B32529D0335J000	B32529D5335J000	04.04.2014	15.07.2014	15.10.2014
B32520C6682M289	B32529C6682M289	30.05.2014	31.08.2014	30.11.2014
B32520C6682M189	B32529C6682M189	30.05.2014	31.08.2014	30.11.2014
B32520C6682M000	B32529C6682M000	30.05.2014	31.08.2014	30.11.2014
B32520C6682K289	B32529C6682K289	30.05.2014	31.08.2014	30.11.2014
B32520C6682K189	B32529C6682K189	30.05.2014	31.08.2014	30.11.2014
B32520C6682K000	B32529C6682K000	30.05.2014	31.08.2014	30.11.2014
B32520C6682J289	B32529C6682J289	30.05.2014	31.08.2014	30.11.2014
B32520C6682J189	B32529C6682J189	30.05.2014	31.08.2014	30.11.2014
B32520C6682J000	B32529C6682J000	30.05.2014	31.08.2014	30.11.2014
B32520C6472M289	B32529C6472M289	30.05.2014	31.08.2014	30.11.2014
B32520C6472M189	B32529C6472M189	30.05.2014	31.08.2014	30.11.2014
B32520C6472M000	B32529C6472M000	30.05.2014	31.08.2014	30.11.2014
B32520C6472K289	B32529C6472K289	30.05.2014	31.08.2014	30.11.2014
B32520C6472K189	B32529C6472K189	30.05.2014	31.08.2014	30.11.2014
B32520C6472K000	B32529C6472K000	30.05.2014	31.08.2014	30.11.2014
B32520C6472J289	B32529C6472J289	30.05.2014	31.08.2014	30.11.2014
B32520C6472J189	B32529C6472J189	30.05.2014	31.08.2014	30.11.2014
B32520C6472J000	B32529C6472J000	30.05.2014	31.08.2014	30.11.2014
B32520C6332M289	B32529C6332M289	30.05.2014	31.08.2014	30.11.2014
B32520C6332M189	B32529C6332M189	30.05.2014	31.08.2014	30.11.2014
B32520C6332M000	B32529C6332M000	30.05.2014	31.08.2014	30.11.2014
B32520C6332K289	B32529C6332K289	30.05.2014	31.08.2014	30.11.2014
B32520C6332K189	B32529C6332K189	30.05.2014	31.08.2014	30.11.2014
B32520C6332K000	B32529C6332K000	30.05.2014	31.08.2014	30.11.2014
B32520C6332J289	B32529C6332J289	30.05.2014	31.08.2014	30.11.2014
B32520C6332J189	B32529C6332J189	30.05.2014	31.08.2014	30.11.2014
B32520C6332J000	B32529C6332J000	30.05.2014	31.08.2014	30.11.2014
B32520C6222M289	B32529C6222M289	30.05.2014	31.08.2014	30.11.2014
B32520C6222M189	B32529C6222M189	30.05.2014	31.08.2014	30.11.2014
B32520C6222M000	B32529C6222M000	30.05.2014	31.08.2014	30.11.2014
B32520C6222K289	B32529C6222K289	30.05.2014	31.08.2014	30.11.2014
B32520C6222K189	B32529C6222K189	30.05.2014	31.08.2014	30.11.2014
B32520C6222K000	B32529C6222K000	30.05.2014	31.08.2014	30.11.2014
B32520C6222J289	B32529C6222J289	30.05.2014	31.08.2014	30.11.2014
B32520C6222J189	B32529C6222J189	30.05.2014	31.08.2014	30.11.2014



Ordering Code	Substitute Product	Date of Withdrawal	Deadline Last Orders	Last Shipments
B32520C6222J000	B32529C6222J000	30.05.2014	31.08.2014	30.11.2014
B32520C6152M289	B32529C6152M289	30.05.2014	31.08.2014	30.11.2014
B32520C6152M189	B32529C6152M189	30.05.2014	31.08.2014	30.11.2014
B32520C6152M000	B32529C6152M000	30.05.2014	31.08.2014	30.11.2014
B32520C6152K289	B32529C6152K289	30.05.2014	31.08.2014	30.11.2014
B32520C6152K189	B32529C6152K189	30.05.2014	31.08.2014	30.11.2014
B32520C6152K000	B32529C6152K000	30.05.2014	31.08.2014	30.11.2014
B32520C6152J289	B32529C6152J289	30.05.2014	31.08.2014	30.11.2014
B32520C6152J189	B32529C6152J189	30.05.2014	31.08.2014	30.11.2014
B32520C6152J000	B32529C6152J000	30.05.2014	31.08.2014	30.11.2014
B32520C6103M289	B32529C6103M289	30.05.2014	31.08.2014	30.11.2014
B32520C6103M189	B32529C6103M189	30.05.2014	31.08.2014	30.11.2014
B32520C6103M000	B32529C6103M000	30.05.2014	31.08.2014	30.11.2014
B32520C6103K289	B32529C6103K289	30.05.2014	31.08.2014	30.11.2014
B32520C6103K189	B32529C6103K189	30.05.2014	31.08.2014	30.11.2014
B32520C6103K000	B32529C6103K000	30.05.2014	31.08.2014	30.11.2014
B32520C6103J289	B32529C6103J289	30.05.2014	31.08.2014	30.11.2014
B32520C6103J189	B32529C6103J189	30.05.2014	31.08.2014	30.11.2014
B32520C6103J000	B32529C6103J000	30.05.2014	31.08.2014	30.11.2014
B32520C6102M289	B32529C6102M289	30.05.2014	31.08.2014	30.11.2014
B32520C6102M189	B32529C6102M189	30.05.2014	31.08.2014	30.11.2014
B32520C6102M000	B32529C6102M000	30.05.2014	31.08.2014	30.11.2014
B32520C6102K289	B32529C6102K289	30.05.2014	31.08.2014	30.11.2014
B32520C6102K189	B32529C6102K189	30.05.2014	31.08.2014	30.11.2014
B32520C6102K000	B32529C6102K000	30.05.2014	31.08.2014	30.11.2014
B32520C6102J289	B32529C6102J289	30.05.2014	31.08.2014	30.11.2014
B32520C6102J189	B32529C6102J189	30.05.2014	31.08.2014	30.11.2014
B32520C6102J000	B32529C6102J000	30.05.2014	31.08.2014	30.11.2014
B32520C3473M289	B32529C3473M289	30.05.2014	31.08.2014	30.11.2014
B32520C3473M189	B32529C3473M189	30.05.2014	31.08.2014	30.11.2014
B32520C3473M000	B32529C3473M000	30.05.2014	31.08.2014	30.11.2014
B32520C3473K289	B32529C3473K289	30.05.2014	31.08.2014	30.11.2014
B32520C3473K189	B32529C3473K189	30.05.2014	31.08.2014	30.11.2014
B32520C3473K000	B32529C3473K000	30.05.2014	31.08.2014	30.11.2014
B32520C3473J289	B32529C3473J289	30.05.2014	31.08.2014	30.11.2014
B32520C3473J189	B32529C3473J189	30.05.2014	31.08.2014	30.11.2014
B32520C3473J000	B32529C3473J000	30.05.2014	31.08.2014	30.11.2014
B32520C3333M289	B32529C3333M289	30.05.2014	31.08.2014	30.11.2014
B32520C3333M189	B32529C3333M189	30.05.2014	31.08.2014	30.11.2014
B32520C3333M000	B32529C3333M000	30.05.2014	31.08.2014	30.11.2014
B32520C3333K289	B32529C3333K289	30.05.2014	31.08.2014	30.11.2014
B32520C3333K189	B32529C3333K189	30.05.2014	31.08.2014	30.11.2014
B32520C3333K000	B32529C3333K000	30.05.2014	31.08.2014	30.11.2014
B32520C3333J289	B32529C3333J289	30.05.2014	31.08.2014	30.11.2014
B32520C3333J189	B32529C3333J189	30.05.2014	31.08.2014	30.11.2014
B32520C3333J000	B32529C3333J000	30.05.2014	31.08.2014	30.11.2014
B32520C3223M289	B32529C3223M289	30.05.2014	31.08.2014	30.11.2014

Ordering Code	Substitute Product	Date of Withdrawal	Deadline Last Orders	Last Shipments
B32520C3223M189	B32529C3223M189	30.05.2014	31.08.2014	30.11.2014
B32520C3223M000	B32529C3223M000	30.05.2014	31.08.2014	30.11.2014
B32520C3223K289	B32529C3223K289	30.05.2014	31.08.2014	30.11.2014
B32520C3223K189	B32529C3223K189	30.05.2014	31.08.2014	30.11.2014
B32520C3223K000	B32529C3223K000	30.05.2014	31.08.2014	30.11.2014
B32520C3223J289	B32529C3223J289	30.05.2014	31.08.2014	30.11.2014
B32520C3223J189	B32529C3223J189	30.05.2014	31.08.2014	30.11.2014
B32520C3223J000	B32529C3223J000	30.05.2014	31.08.2014	30.11.2014
B32520C3153M289	B32529C3153M289	30.05.2014	31.08.2014	30.11.2014
B32520C3153M189	B32529C3153M189	30.05.2014	31.08.2014	30.11.2014
B32520C3153M000	B32529C3153M000	30.05.2014	31.08.2014	30.11.2014
B32520C3153K289	B32529C3153K289	30.05.2014	31.08.2014	30.11.2014
B32520C3153K189	B32529C3153K189	30.05.2014	31.08.2014	30.11.2014
B32520C3153K000	B32529C3153K000	30.05.2014	31.08.2014	30.11.2014
B32520C3153J289	B32529C3153J289	30.05.2014	31.08.2014	30.11.2014
B32520C3153J189	B32529C3153J189	30.05.2014	31.08.2014	30.11.2014
B32520C3153J000	B32529C3153J000	30.05.2014	31.08.2014	30.11.2014
B32520C1683M289	B32529C1683M289	30.05.2014	31.08.2014	30.11.2014
B32520C1683M189	B32529C1683M189	30.05.2014	31.08.2014	30.11.2014
B32520C1683M000	B32529C1683M000	30.05.2014	31.08.2014	30.11.2014
B32520C1683K289	B32529C1683K289	30.05.2014	31.08.2014	30.11.2014
B32520C1683K189	B32529C1683K189	30.05.2014	31.08.2014	30.11.2014
B32520C1683K000	B32529C1683K000	30.05.2014	31.08.2014	30.11.2014
B32520C1683J289	B32529C1683J289	30.05.2014	31.08.2014	30.11.2014
B32520C1683J189	B32529C1683J189	30.05.2014	31.08.2014	30.11.2014
B32520C1683J000	B32529C1683J000	30.05.2014	31.08.2014	30.11.2014
B32520C1473M289	B32529C1473M289	30.05.2014	31.08.2014	30.11.2014
B32520C1473M189	B32529C1473M189	30.05.2014	31.08.2014	30.11.2014
B32520C1473M000	B32529C1473M000	30.05.2014	31.08.2014	30.11.2014
B32520C1473K289	B32529C1473K289	30.05.2014	31.08.2014	30.11.2014
B32520C1473K189	B32529C1473K189	30.05.2014	31.08.2014	30.11.2014
B32520C1473K000	B32529C1473K000	30.05.2014	31.08.2014	30.11.2014
B32520C1473J289	B32529C1473J289	30.05.2014	31.08.2014	30.11.2014
B32520C1473J189	B32529C1473J189	30.05.2014	31.08.2014	30.11.2014
B32520C1473J000	B32529C1473J000	30.05.2014	31.08.2014	30.11.2014
B32520C1104M289	B32529C1104M289	30.05.2014	31.08.2014	30.11.2014
B32520C1104M189	B32529C1104M189	30.05.2014	31.08.2014	30.11.2014
B32520C1104M000	B32529C1104M000	30.05.2014	31.08.2014	30.11.2014
B32520C1104K289	B32529C1104K289	30.05.2014	31.08.2014	30.11.2014
B32520C1104K189	B32529C1104K189	30.05.2014	31.08.2014	30.11.2014
B32520C1104K000	B32529C1104K000	30.05.2014	31.08.2014	30.11.2014
B32520C1104J289	B32529C1104J289	30.05.2014	31.08.2014	30.11.2014
B32520C1104J189	B32529C1104J189	30.05.2014	31.08.2014	30.11.2014
B32520C1104J000	B32529C1104J000	30.05.2014	31.08.2014	30.11.2014
B32520C0683M289	B32529C0683M289	30.05.2014	31.08.2014	30.11.2014
B32520C0683M189	B32529C0683M189	30.05.2014	31.08.2014	30.11.2014
B32520C0683M000	B32529C0683M000	30.05.2014	31.08.2014	30.11.2014

Ordering Code	Substitute Product	Date of Withdrawal	Deadline Last Orders	Last Shipments
B32520C0683K289	B32529C0683K289	30.05.2014	31.08.2014	30.11.2014
B32520C0683K189	B32529C0683K189	30.05.2014	31.08.2014	30.11.2014
B32520C0683K000	B32529C0683K000	30.05.2014	31.08.2014	30.11.2014
B32520C0683J289	B32529C0683J289	30.05.2014	31.08.2014	30.11.2014
B32520C0683J189	B32529C0683J189	30.05.2014	31.08.2014	30.11.2014
B32520C0683J000	B32529C0683J000	30.05.2014	31.08.2014	30.11.2014
B32520C0334M289	B32529C0334M289	30.05.2014	31.08.2014	30.11.2014
B32520C0334M189	B32529C0334M189	30.05.2014	31.08.2014	30.11.2014
B32520C0334M000	B32529C0334M000	30.05.2014	31.08.2014	30.11.2014
B32520C0334K289	B32529C0334K289	30.05.2014	31.08.2014	30.11.2014
B32520C0334K189	B32529C0334K189	30.05.2014	31.08.2014	30.11.2014
B32520C0334K000	B32529C0334K000	30.05.2014	31.08.2014	30.11.2014
B32520C0334J289	B32529C0334J289	30.05.2014	31.08.2014	30.11.2014
B32520C0334J189	B32529C0334J189	30.05.2014	31.08.2014	30.11.2014
B32520C0334J000	B32529C0334J000	30.05.2014	31.08.2014	30.11.2014
B32520C0224M289	B32529C0224M289	30.05.2014	31.08.2014	30.11.2014
B32520C0224M189	B32529C0224M189	30.05.2014	31.08.2014	30.11.2014
B32520C0224M000	B32529C0224M000	30.05.2014	31.08.2014	30.11.2014
B32520C0224K289	B32529C0224K289	30.05.2014	31.08.2014	30.11.2014
B32520C0224K189	B32529C0224K189	30.05.2014	31.08.2014	30.11.2014
B32520C0224K000	B32529C0224K000	30.05.2014	31.08.2014	30.11.2014
B32520C0224J289	B32529C0224J289	30.05.2014	31.08.2014	30.11.2014
B32520C0224J189	B32529C0224J189	30.05.2014	31.08.2014	30.11.2014
B32520C0224J000	B32529C0224J000	30.05.2014	31.08.2014	30.11.2014
B32520C0154M289	B32529C0154M289	30.05.2014	31.08.2014	30.11.2014
B32520C0154M189	B32529C0154M189	30.05.2014	31.08.2014	30.11.2014
B32520C0154M000	B32529C0154M000	30.05.2014	31.08.2014	30.11.2014
B32520C0154K289	B32529C0154K289	30.05.2014	31.08.2014	30.11.2014
B32520C0154K189	B32529C0154K189	30.05.2014	31.08.2014	30.11.2014
B32520C0154K000	B32529C0154K000	30.05.2014	31.08.2014	30.11.2014
B32520C0154J289	B32529C0154J289	30.05.2014	31.08.2014	30.11.2014
B32520C0154J189	B32529C0154J189	30.05.2014	31.08.2014	30.11.2014
B32520C0154J000	B32529C0154J000	30.05.2014	31.08.2014	30.11.2014
B32520C0104M289	B32529C0104M289	30.05.2014	31.08.2014	30.11.2014
B32520C0104M189	B32529C0104M189	30.05.2014	31.08.2014	30.11.2014
B32520C0104M000	B32529C0104M000	30.05.2014	31.08.2014	30.11.2014
B32520C0104K289	B32529C0104K289	30.05.2014	31.08.2014	30.11.2014
B32520C0104K189	B32529C0104K189	30.05.2014	31.08.2014	30.11.2014
B32520C0104K000	B32529C0104K000	30.05.2014	31.08.2014	30.11.2014
B32520C0104J289	B32529C0104J289	30.05.2014	31.08.2014	30.11.2014
B32520C0104J189	B32529C0104J189	30.05.2014	31.08.2014	30.11.2014
B32520C0104J000	B32529C0104J000	30.05.2014	31.08.2014	30.11.2014

For further information please contact your nearest EPCOS sales office, which will also support you in selecting a suitable substitute. The addresses of our worldwide sales network are presented at [www.epcos.com/sales](http://www.epcos.com/sales).

**General purpose (stacked/wound)**
**Typical applications**

- Blocking
- Coupling, decoupling
- Bypassing
- RFI for automotive

**Climatic**

- Max. operating temperature: 125 °C
- Climatic category (IEC 60068-1): 55/125/56

**Construction**

- Dielectric: polyethylene terephthalate (polyester, PET)
- Stacked-film technology for lead spacing 5 to 15 mm  
= code C, D or E in digit 7 of ordering code
- Wound capacitor technology for lead spacing 10 to 37.5 mm  
= code N, Q or R in digit 7 of ordering code
- Plastic case (UL 94 V-0)
- Epoxy resin sealing (UL 94 V-0)

**Features**

- High pulse strength
- High contact reliability
- RoHS-compatible
- Halogen-free capacitors available on request

**Terminals**

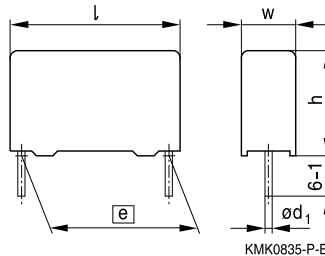
- Parallel wire leads, lead-free tinned
- Special lead lengths available on request

**Marking**

Manufacturer's logo,  
rated capacitance (coded), cap. tolerance (code letter),  
rated DC voltage, date of manufacture (coded),  
coded type ("1") for lead spacing 5 mm,  
series and lot number for lead spacing  $\geq 10$  mm

**Delivery mode**


Bulk (untaped)  
Taped (Ammo pack or reel)  
For notes on taping, refer to chapter "Taping and packing".

**Dimensional drawing**


Dimensions in mm

Lead spacing $e \pm 0.4$	Lead diameter $d_1 \pm 0.05$	Type
5.0	0.5	B32529
7.5	0.5	B32520
10.0	0.6 <sup>1)</sup>	B32521
15.0	0.8	B32522
22.5	0.8	B32523
27.5	0.8	B32524
37.5	1.0	B32526

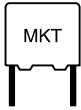
 1) 0.5 mm for capacitor width  $w = 4$  mm


**Overview of available types**

Lead spacing	5.0 mm						7.5 mm				10.0 mm				
Type	B32529						B32520				B32521				
Page	6						10				12				
Technology	s	s	s	s	s	s	s	s	s	s	s	s	s	s	s
V <sub>R</sub> (V DC)	50	63	100	250	400	630	63	100	250	400	63	100	250	400	630
V <sub>RMS</sub> (V AC)	32	40	63	160	200	400	40	63	160	200	40	63	160	200	200
C <sub>R</sub> (μF)															
0.0010															
0.0015															
0.0022															
0.0033															
0.0047															
0.0068															
0.010															
0.015															
0.022															
0.033															
0.047															
0.056															
0.068															
0.082															
0.10															
0.12															
0.15															
0.18															
0.22															
0.33															
0.47															
0.68															
1.0															
1.5															
2.2															
3.3															
4.7															

Technology: s = Stacked-film technology / w = Wound capacitor technology






**B32520 ... B32529**

**General purpose (stacked/wound)**

**Overview of available types**

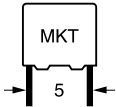
Lead spacing	15.0 mm						22.5 mm					27.5 mm				
Type	B32522						B32523					B32524				
Page	14						17					18				
Technology	s	s/w	s/w	s	w	s	w	w	w	w	w	w	w	w	w	w
V <sub>R</sub> (V DC)	63	100	250	400	450	630	63	100	250	400	630	63	100	250	400	630
V <sub>RMS</sub> (V AC)	40	63	160	200	200	200	40	63	160	200	200	40	63	160	200	220
C <sub>R</sub> (μF)																
0.047																
0.068																
0.10																
0.15																
0.22																
0.33																
0.39																
0.47																
0.56																
0.68																
1.0																
1.5																
2.2																
3.3																
4.7																
6.8																
10																
15																
22																
33																
47																
68																
100																

Technology: s = Stacked-film technology / w = Wound capacitor technology


**Overview of available types**

Lead spacing	37.5 mm			
Type	B32526			
Page	20			
Technology	w	w	w	w
V <sub>R</sub> (V DC)	63	100	250	400
V <sub>RMS</sub> (V AC)	40	63	160	200
C <sub>R</sub> (μF)				
3.3				
4.7				
5.6				
6.8				
8.2				
10				
15				
22				
33				
47				
56				
68				
82				
100				
150				
220				

Technology: s = Stacked-film technology / w = Wound capacitor technology


**B32529**
**General purpose (stacked)**
**Ordering codes and packing units (lead spacing 5 mm)**

$V_R$	$V_{RMS}$ $f \leq 60$ Hz	$C_R$	Max. dimensions $w \times h \times l$ mm	Ordering code (composition see below)	Ammo pack pcs./MOQ	Reel pcs./ MOQ	Untaped pcs./ MOQ
V DC	V AC	$\mu F$					
50	32	3.3	7.8 × 13.0 × 7.8	B32529D5335+***	4000	3200	4000
		4.7	7.8 × 13.0 × 7.8	B32529D5475M***	4000	3200	4000
63	40	0.0010	2.5 × 6.5 × 7.3	B32529C0102+***	12800	11200	8000
		0.0015	2.5 × 6.5 × 7.3	B32529C0152+***	12800	11200	8000
		0.0022	2.5 × 6.5 × 7.3	B32529C0222+***	12800	11200	8000
		0.0033	2.5 × 6.5 × 7.3	B32529C0332+***	12800	11200	8000
		0.0047	2.5 × 6.5 × 7.3	B32529C0472+***	12800	11200	8000
		0.0068	2.5 × 6.5 × 7.3	B32529C0682+***	12800	11200	8000
		0.010	2.5 × 6.5 × 7.3	B32529C0103+***	12800	11200	8000
		0.015	2.5 × 6.5 × 7.3	B32529C0153+***	12800	11200	8000
		0.022	2.5 × 6.5 × 7.3	B32529C0223+***	12800	11200	8000
		0.033	2.5 × 6.5 × 7.3	B32529C0333+***	12800	11200	8000
		0.047	2.5 × 6.5 × 7.3	B32529C0473+***	12800	11200	8000
		0.068	2.5 × 6.5 × 7.3	B32529C0683+***	12800	11200	8000
		0.10	2.5 × 6.5 × 7.3	B32529C0104+***	12800	11200	8000
		0.15	2.5 × 6.5 × 7.3	B32529C0154+***	12800	11200	8000
		0.22	2.5 × 6.5 × 7.3	B32529C0224+***	12800	11200	8000
		0.33	3.0 × 6.5 × 7.3	B32529C0334+***	10800	9600	8000
		0.47	3.5 × 8.0 × 7.3	B32529C0474+***	9200	8000	8000
		0.68	4.5 × 9.5 × 7.3	B32529C0684+***	7200	6000	6000
		1.0	4.5 × 9.5 × 7.3	B32529C0105+***	7200	6000	6000
		1.5	6.0 × 10.5 × 7.5	B32529C0155+***	5200	4400	4000
2.2	7.8 × 13.0 × 7.8	B32529D0225+***	4000	3200	4000		
3.3	7.8 × 13.0 × 7.8	B32529D0335+***	4000	3200	4000		
4.7	7.8 × 13.0 × 7.8	B32529D0475M***	4000	3200	4000		

MOQ = Minimum Order Quantity, consisting of 4 packing units.  
Further E series and intermediate capacitance values on request.

**Composition of ordering code**

+ = Capacitance tolerance code:

M = ±20%

K = ±10%

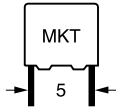
J = ±5%

\*\*\* = Packaging code:

289 = Ammo pack

189 = Reel

000 = Untaped (standard lead length 6 – 1 mm)


**Ordering codes and packing units (lead spacing 5 mm)**

$V_R$	$V_{RMS}$ $f \leq 60$ Hz	$C_R$	Max. dimensions $w \times h \times l$ mm	Ordering code (composition see below)	Ammo pack pcs./MOQ	Reel pcs./ MOQ	Untaped pcs./ MOQ
V DC	V AC	$\mu F$					
100	63	0.0010	2.5 × 6.5 × 7.3	B32529C1102+***	12800	11200	8000
		0.0015	2.5 × 6.5 × 7.3	B32529C1152+***	12800	11200	8000
		0.0022	2.5 × 6.5 × 7.3	B32529C1222+***	12800	11200	8000
		0.0033	2.5 × 6.5 × 7.3	B32529C1332+***	12800	11200	8000
		0.0047	2.5 × 6.5 × 7.3	B32529C1472+***	12800	11200	8000
		0.0068	2.5 × 6.5 × 7.3	B32529C1682+***	12800	11200	8000
		0.010	2.5 × 6.5 × 7.3	B32529C1103+***	12800	11200	8000
		0.015	2.5 × 6.5 × 7.3	B32529C1153+***	12800	11200	8000
		0.022	2.5 × 6.5 × 7.3	B32529C1223+***	12800	11200	8000
		0.033	2.5 × 6.5 × 7.3	B32529C1333+***	12800	11200	8000
		0.047	2.5 × 6.5 × 7.3	B32529C1473+***	12800	11200	8000
		0.068	2.5 × 6.5 × 7.3	B32529C1683+***	12800	11200	8000
		0.10	2.5 × 6.5 × 7.3	B32529C1104+***	12800	11200	8000
		0.15	3.0 × 6.5 × 7.3	B32529C1154+***	10800	9600	8000
		0.22	3.5 × 8.0 × 7.3	B32529C1224+***	9200	8000	8000
		0.33	3.5 × 8.0 × 7.3	B32529C1334+***	9200	8000	8000
		0.47	4.5 × 9.5 × 7.3	B32529C1474+***	7200	6000	6000
0.68	6.0 × 10.5 × 7.5	B32529C1684+***	5200	4400	4000		
1.0	7.8 × 13.0 × 7.8	B32529D1105+***	4000	3200	4000		

MOQ = Minimum Order Quantity, consisting of 4 packing units.  
Further E series and intermediate capacitance values on request.

**Composition of ordering code**

+ = Capacitance tolerance code:

M = ±20%

K = ±10%

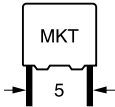
J = ±5%

\*\*\* = Packaging code:

289 = Ammo pack

189 = Reel

000 = Untaped (standard lead length 6 – 1 mm)


**B32529**
**General purpose (stacked)**
**Ordering codes and packing units (lead spacing 5 mm)**

$V_R$	$V_{RMS}$ $f \leq 60$ Hz	$C_R$	Max. dimensions $w \times h \times l$ mm	Ordering code (composition see below)	Ammo pack pcs./MOQ	Reel pcs./ MOQ	Untaped pcs./ MOQ
V DC	V AC	$\mu F$					
250	160	0.0010	2.5 × 6.5 × 7.3	B32529C3102+***	12800	11200	8000
		0.0015	2.5 × 6.5 × 7.3	B32529C3152+***	12800	11200	8000
		0.0022	2.5 × 6.5 × 7.3	B32529C3222+***	12800	11200	8000
		0.0033	2.5 × 6.5 × 7.3	B32529C3332+***	12800	11200	8000
		0.0047	2.5 × 6.5 × 7.3	B32529C3472+***	12800	11200	8000
		0.0068	2.5 × 6.5 × 7.3	B32529C3682+***	12800	11200	8000
		0.010	2.5 × 6.5 × 7.3	B32529C3103+***	12800	11200	8000
		0.015	2.5 × 6.5 × 7.3	B32529C3153+***	12800	11200	8000
		0.022	2.5 × 6.5 × 7.3	B32529C3223+***	12800	11200	8000
		0.033	3.0 × 6.5 × 7.3	B32529C3333+***	10800	9600	8000
		0.047	3.5 × 8.0 × 7.3	B32529C3473+***	9200	8000	8000
		0.068	4.5 × 9.5 × 7.3	B32529C3683+***	7200	6000	6000
		0.10	4.5 × 9.5 × 7.3	B32529C3104+***	7200	6000	6000
		0.15	5.0 × 10.0 × 7.5	B32529C3154+***	6400	5600	6000
		0.22	7.8 × 13.0 × 7.8	B32529D3224+***	4000	3200	4000
		0.33	7.8 × 13.0 × 7.8	B32529C3334+***	4000	3200	4000
		0.47	7.8 × 13.0 × 7.8	B32529C3474+***	4000	3200	4000

MOQ = Minimum Order Quantity, consisting of 4 packing units.  
Further E series and intermediate capacitance values on request.

**Composition of ordering code**

+ = Capacitance tolerance code:

M = ±20%

K = ±10%

J = ±5%

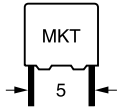
\*\*\* = Packaging code:

289 = Ammo pack

189 = Reel

000 = Untaped (standard lead length 6 – 1 mm)




**Ordering codes and packing units (lead spacing 5 mm)**

$V_R$	$V_{RMS}$ $f \leq 60$ Hz	$C_R$	Max. dimensions $w \times h \times l$ mm	Ordering code (composition see below)	Ammo pack pcs./MOQ	Reel pcs./ MOQ	Untaped pcs./ MOQ
V DC	V AC	$\mu F$					
400	200	0.0010	2.5 × 6.5 × 7.3	B32529C6102+***	12800	11200	8000
		0.0015	2.5 × 6.5 × 7.3	B32529C6152+***	12800	11200	8000
		0.0022	2.5 × 6.5 × 7.3	B32529C6222+***	12800	11200	8000
		0.0033	2.5 × 6.5 × 7.3	B32529C6332+***	12800	11200	8000
		0.0047	2.5 × 6.5 × 7.3	B32529C6472+***	12800	11200	8000
		0.0068	2.5 × 6.5 × 7.3	B32529C6682+***	12800	11200	8000
		0.010	3.0 × 6.5 × 7.3	B32529E6103+***	10800	9600	8000
		0.015	3.0 × 6.5 × 7.3	B32529E6153+***	10800	9600	8000
		0.022	3.5 × 8.0 × 7.3	B32529E6223+***	9200	8000	8000
		0.033	4.5 × 9.5 × 7.3	B32529E6333+***	7200	6000	6000
		0.047	4.5 × 9.5 × 7.3	B32529E6473+***	7200	6000	6000
		0.068	6.0 × 10.5 × 7.5	B32529E6683+***	5200	4400	4000
		0.10	7.8 × 13.0 × 7.8	B32529E6104+***	4000	3200	4000
		0.15	7.8 × 13.0 × 7.8	B32529E6154+***	4000	3200	4000
		630	400	0.0010	2.5 × 6.5 × 7.3	B32529C8102+***	12800
0.0015	2.5 × 6.5 × 7.3			B32529C8152+***	12800	11200	8000
0.0022	2.5 × 6.5 × 7.3			B32529C8222+***	12800	11200	8000
0.0033	3.5 × 8.0 × 7.3			B32529C8332+***	9200	8000	8000
0.0047	3.5 × 8.0 × 7.3			B32529C8472+***	9200	8000	8000
0.0068	3.5 × 8.0 × 7.3			B32529C8682+***	9200	8000	8000
0.010	5.0 × 10.0 × 7.5			B32529C8103+***	6400	5600	6000
0.015	5.0 × 10.0 × 7.5			B32529C8153+***	6400	5600	6000
0.022	7.8 × 13.0 × 7.8			B32529C8223+***	5200	4400	4000
0.033	7.8 × 13.0 × 7.8			B32529C8333+***	4000	3200	4000

MOQ = Minimum Order Quantity, consisting of 4 packing units.

Further E series and intermediate capacitance values on request.

**Composition of ordering code**

+ = Capacitance tolerance code:

M = ±20%

K = ±10%

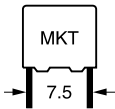
J = ±5%

\*\*\* = Packaging code:

289 = Ammo pack

189 = Reel

000 = Untaped (standard lead length 6 – 1 mm)


**B32520**
**General purpose (stacked)**
**Ordering codes and packing units (lead spacing 7.5 mm)**

$V_R$	$V_{RMS}$ $f \leq 60$ Hz	$C_R$	Max. dimensions $w \times h \times l$	Ordering code (composition see below)	Ammo pack	Reel pcs./ MOQ	Untaped pcs./ MOQ
V DC	V AC	$\mu F$	mm		pcs./MOQ		
63	40	0.068	2.5 × 7.0 × 10.0	B32520C0683+***	12800	11200	10000
		0.10	2.5 × 7.0 × 10.0	B32520C0104+***	12800	11200	10000
		0.15	2.5 × 7.0 × 10.0	B32520C0154+***	12800	11200	10000
		0.22	2.5 × 7.0 × 10.0	B32520C0224+***	12800	11200	10000
		0.33	2.5 × 7.0 × 10.0	B32520C0334+***	12800	11200	10000
		0.47	3.0 × 8.0 × 10.0	B32520C0474+***	10400	9600	8000
		0.68	4.0 × 8.5 × 10.0	B32520C0684+***	8000	7200	6000
		1.0	5.0 × 10.5 × 10.0	B32520C0105+***	6400	5600	4000
		1.5	5.0 × 10.5 × 10.0	B32520C0155+***	6400	5600	4000
		2.2	6.0 × 12.0 × 10.3	B32520C0225+***	5200	4400	3000
100	63	0.047	2.5 × 7.0 × 10.0	B32520C1473+***	12800	11200	10000
		0.068	2.5 × 7.0 × 10.0	B32520C1683+***	12800	11200	10000
		0.10	2.5 × 7.0 × 10.0	B32520C1104+***	12800	11200	10000
		0.15	3.0 × 8.0 × 10.0	B32520C1154+***	10400	9600	8000
		0.22	3.0 × 8.0 × 10.0	B32520C1224+***	10400	9600	8000
		0.33	4.0 × 8.5 × 10.0	B32520C1334+***	8000	7200	6000
		0.47	5.0 × 10.5 × 10.0	B32520C1474+***	6400	5600	4000
		0.68	6.0 × 12.0 × 10.3	B32520C1684+***	5200	4400	3000
		1.0	6.0 × 12.0 × 10.3	B32520C1105+***	5200	4400	3000
		250	160	0.015	2.5 × 7.0 × 10.0	B32520C3153+***	12800
0.022	2.5 × 7.0 × 10.0			B32520C3223+***	12800	11200	10000
0.033	2.5 × 7.0 × 10.0			B32520C3333+***	12800	11200	10000
0.047	2.5 × 7.0 × 10.0			B32520C3473+***	12800	11200	10000
0.068	3.0 × 8.0 × 10.0			B32520C3683+***	10400	9600	8000
0.10	4.0 × 8.5 × 10.0			B32520C3104+***	8000	7200	6000
0.15	5.0 × 10.5 × 10.0			B32520C3154+***	6400	5600	4000
0.22	6.0 × 12.0 × 10.3			B32520C3224+***	5200	4400	3000

MOQ = Minimum Order Quantity, consisting of 4 packing units.  
Further E series and intermediate capacitance values on request.

**Composition of ordering code**

+ = Capacitance tolerance code:

M = ±20%

K = ±10%

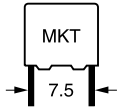
J = ±5%

\*\*\* = Packaging code:

289 = Ammo pack

189 = Reel

000 = Untaped (standard lead length 6 – 1 mm)


**Ordering codes and packing units (lead spacing 7.5 mm)**

$V_R$	$V_{RMS}$ $f \leq 60$ Hz	$C_R$	Max. dimensions $w \times h \times l$ mm	Ordering code (composition see below)	Ammo pack pcs./MOQ	Reel pcs./ MOQ	Untaped pcs./ MOQ
V DC	V AC	$\mu F$					
400	200	0.0010	$2.5 \times 7.0 \times 10.0$	B32520C6102+***	12800	11200	10000
		0.0015	$2.5 \times 7.0 \times 10.0$	B32520C6152+***	12800	11200	10000
		0.0022	$2.5 \times 7.0 \times 10.0$	B32520C6222+***	12800	11200	10000
		0.0033	$2.5 \times 7.0 \times 10.0$	B32520C6332+***	12800	11200	10000
		0.0047	$2.5 \times 7.0 \times 10.0$	B32520C6472+***	12800	11200	10000
		0.0068	$2.5 \times 7.0 \times 10.0$	B32520C6682+***	12800	11200	10000
		0.010	$2.5 \times 7.0 \times 10.0$	B32520C6103+***	12800	11200	10000
		0.015	$3.0 \times 8.0 \times 10.0$	B32520E6153+***	10400	9600	8000
		0.022	$3.0 \times 8.0 \times 10.0$	B32520E6223+***	10400	9600	8000
		0.033	$4.0 \times 8.5 \times 10.0$	B32520E6333+***	8000	7200	6000
		0.047	$4.0 \times 8.5 \times 10.0$	B32520E6473+***	8000	7200	6000
		0.068	$5.0 \times 10.5 \times 10.0$	B32520E6683+***	6400	5600	4000
		0.10	$5.0 \times 10.5 \times 10.0$	B32520E6104+***	6400	5600	4000
		0.15	$6.0 \times 12.0 \times 10.3$	B32520E6154+***	5200	4400	3000

MOQ = Minimum Order Quantity, consisting of 4 packing units.

Further E series and intermediate capacitance values on request.

**Composition of ordering code**

+ = Capacitance tolerance code:

M =  $\pm 20\%$

K =  $\pm 10\%$

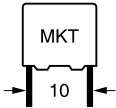
J =  $\pm 5\%$

\*\*\* = Packaging code:

289 = Ammo pack

189 = Reel

000 = Untaped (standard lead length 6 – 1 mm)


**B32521**
**General purpose (stacked/wound)**
**Ordering codes and packing units (lead spacing 10 mm)**

$V_R$	$V_{RMS}$ $f \leq 60$ Hz	$C_R$	Max. dimensions $w \times h \times l$ mm	Ordering code (composition see below)	Ammo pack pcs./MOQ	Reel pcs./ MOQ	Untaped pcs./ MOQ
V DC	V AC	$\mu F$					
63	40	0.47	4.0 × 7.0 × 13.0	B32521C0474+***	4000	6800	4000
		0.68	4.0 × 7.0 × 13.0	B32521C0684+***	4000	6800	4000
		1.0	4.0 × 9.0 × 13.0	B32521C0105+***	4000	6800	4000
		1.5	5.0 × 11.0 × 13.0	B32521C0155+***	3320	5200	4000
		2.2	5.0 × 11.0 × 13.0	B32521C0225+***	3320	5200	4000
		3.3	6.0 × 12.0 × 13.0	B32521C0335+***	2720	4400	4000
100	63	0.047	4.0 × 7.0 × 13.0	B32521C1473+***	4000	6800	4000
		0.068	4.0 × 7.0 × 13.0	B32521C1683+***	4000	6800	4000
		0.10	4.0 × 7.0 × 13.0	B32521C1104+***	4000	6800	4000
		0.15	4.0 × 7.0 × 13.0	B32521C1154+***	4000	6800	4000
		0.22	4.0 × 7.0 × 13.0	B32521C1224+***	4000	6800	4000
		0.33	4.0 × 7.0 × 13.0	B32521C1334+***	4000	6800	4000
		0.47	4.0 × 9.0 × 13.0	B32521C1474+***	4000	6800	4000
		0.68	5.0 × 11.0 × 13.0	B32521C1684+***	3320	5200	4000
		1.0	6.0 × 12.0 × 13.0	B32521C1105+***	2720	4400	4000
250	160	0.010	4.0 × 7.0 × 13.0	B32521C3103+***	4000	6800	4000
		0.015	4.0 × 7.0 × 13.0	B32521C3153+***	4000	6800	4000
		0.022	4.0 × 7.0 × 13.0	B32521C3223+***	4000	6800	4000
		0.033	4.0 × 7.0 × 13.0	B32521C3333+***	4000	6800	4000
		0.047	4.0 × 7.0 × 13.0	B32521C3473+***	4000	6800	4000
		0.056	4.0 × 7.0 × 13.0	B32521C3563+***	4000	6800	4000
		0.068	4.0 × 7.0 × 13.0	B32521C3683+***	4000	6800	4000
		0.082	4.0 × 7.0 × 13.0	B32521C3823+***	4000	6800	4000
		0.10	4.0 × 7.0 × 13.0	B32521C3104+***	4000	6800	4000
		0.12	4.0 × 9.0 × 13.0	B32521C3124+***	4000	6800	4000
		0.15	4.0 × 9.0 × 13.0	B32521C3154+***	4000	6800	4000
		0.18	5.0 × 11.0 × 13.0	B32521C3184+***	3320	5200	4000
		0.22	5.0 × 11.0 × 13.0	B32521C3224+***	3320	5200	4000
		0.33	5.0 × 11.0 × 13.0	B32521C3334+***	3320	5200	4000
		0.47	6.0 × 12.0 × 13.0	B32521C3474+***	2720	4400	4000

MOQ = Minimum Order Quantity, consisting of 4 packing units.  
Further E series and intermediate capacitance values on request.

**Composition of ordering code**

+ = Capacitance tolerance code:

M = ±20%

K = ±10%

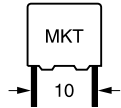
J = ±5%

\*\*\* = Packaging code:

289 = Ammo pack

189 = Reel

000 = Untaped (standard lead length 6 – 1 mm)


**Ordering codes and packing units (lead spacing 10 mm)**

$V_R$	$V_{RMS}$ $f \leq 60$ Hz	$C_R$	Max. dimensions $w \times h \times l$ mm	Ordering code (composition see below)	Ammo pack pcs./MOQ	Reel pcs./ MOQ	Untaped pcs./ MOQ
V DC	V AC	$\mu F$					
400	200	0.010	$4.0 \times 7.0 \times 13.0$	B32521E6103+***	4000	6800	4000
		0.015	$4.0 \times 7.0 \times 13.0$	B32521E6153+***	4000	6800	4000
		0.022	$4.0 \times 7.0 \times 13.0$	B32521E6223+***	4000	6800	4000
		0.033	$4.0 \times 7.0 \times 13.0$	B32521E6333+***	4000	6800	4000
		0.047	$4.0 \times 9.0 \times 13.0$	B32521E6473+***	4000	6800	4000
		0.068	$4.0 \times 9.0 \times 13.0$	B32521E6683+***	4000	6800	4000
		0.10	$5.0 \times 11.0 \times 13.0$	B32521E6104+***	3320	5200	4000
		0.15	$6.0 \times 12.0 \times 13.0$	B32521E6154+***	2720	4400	4000
630	200	0.010	$4.0 \times 9.0 \times 13.0$	B32521D8103+***	—	6800	4000
		0.015	$5.0 \times 11.0 \times 13.0$	B32521D8153+***	—	6800	4000
		0.022	$5.0 \times 11.0 \times 13.0$	B32521D8223+***	—	5200	4000
		0.033	$6.0 \times 12.0 \times 13.0$	B32521D8333+***	—	5200	4000

MOQ = Minimum Order Quantity, consisting of 4 packing units.  
Further E series and intermediate capacitance values on request.

**Composition of ordering code**

+ = Capacitance tolerance code:

M =  $\pm 20\%$

K =  $\pm 10\%$

J =  $\pm 5\%$

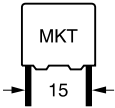
\*\*\* = Packaging code:

289 = Ammo pack

189 = Reel

000 = Untaped (standard lead length 6 – 1 mm)




**B32522**
**General purpose (stacked/wound)**
**Ordering codes and packing units (lead spacing 15 mm)**

$V_R$	$V_{RMS}$ $f \leq 60$ Hz	$C_R$	Max. dimensions $w \times h \times l$ mm	Ordering code (composition see below)	Ammo pack pcs./MOQ	Reel pcs./ MOQ	Untaped pcs./ MOQ
V DC	V AC	$\mu F$					
63	40	0.68	$5.0 \times 10.5 \times 18.0$	B32522C0684+***	4680	5200	4000
		1.0	$5.0 \times 10.5 \times 18.0$	B32522C0105+***	4680	5200	4000
		1.5	$5.0 \times 10.5 \times 18.0$	B32522C0155+***	4680	5200	4000
		2.2	$5.0 \times 10.5 \times 18.0$	B32522C0225+***	4680	5200	4000
		3.3	$6.0 \times 11.0 \times 18.0$	B32522C0335+***	3840	4400	4000
		4.7	$7.0 \times 12.5 \times 18.0$	B32522C0475+***	3320	3600	4000
		6.8	$8.5 \times 14.5 \times 18.0$	B32522C0685+***	2720	2800	2000
		10	$9.0 \times 17.5 \times 18.0$	B32522C0106+***	2560	2800	2000
		100	63	0.33	$5.0 \times 10.5 \times 18.0$	B32522C1334+***	4680
0.47	$5.0 \times 10.5 \times 18.0$			B32522C1474+***	4680	5200	4000
0.68	$5.0 \times 10.5 \times 18.0$			B32522C1684+***	4680	5200	4000
1.0	$5.0 \times 10.5 \times 18.0$			B32522C1105+***	4680	5200	4000
1.0 ▽	$6.0 \times 11.0 \times 18.0$			B32522Q1105+***	3840	4400	4000
1.5	$6.0 \times 11.0 \times 18.0$			B32522C1155+***	3840	4400	4000
1.5 ▽	$7.0 \times 12.5 \times 18.0$			B32522Q1155+***	3320	3600	4000
2.2	$7.0 \times 12.5 \times 18.0$			B32522C1225+***	3320	3600	4000
2.2 ▽	$8.5 \times 14.5 \times 18.0$			B32522Q1225+***	2720	2800	2000
3.3	$8.5 \times 14.5 \times 18.0$			B32522C1335+***	2720	2800	2000
3.3 ▽	$9.0 \times 17.5 \times 18.0$			B32522Q1335+***	2560	2800	2000
4.7	$9.0 \times 17.5 \times 18.0$			B32522C1475+***	2560	2800	2000
4.7 ▽	$11.0 \times 18.5 \times 18.0$			B32522Q1475+***	–	2200	1200
6.8	$11.0 \times 18.5 \times 18.0$			B32522C1685+***	–	–	1200

▽ Wound capacitor technology

MOQ = Minimum Order Quantity, consisting of 4 packing units.

Further E series and intermediate capacitance values on request.

**Composition of ordering code**

+ = Capacitance tolerance code:

 M =  $\pm 20\%$ 

 K =  $\pm 10\%$ 

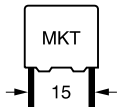
 J =  $\pm 5\%$ 

\*\*\* = Packaging code:

289 = Ammo pack

189 = Reel

000 = Untaped (standard lead length 6 – 1 mm)


**Ordering codes and packing units (lead spacing 15 mm)**

$V_R$	$V_{RMS}$ $f \leq 60$ Hz	$C_R$	Max. dimensions $w \times h \times l$ mm	Ordering code (composition see below)	Ammo pack pcs./MOQ	Reel pcs./ MOQ	Untaped pcs./ MOQ		
V DC	V AC	$\mu F$							
250	160	0.10	5.0 × 10.5 × 18.0	B32522C3104+***	4680	5200	4000		
		0.15	5.0 × 10.5 × 18.0	B32522C3154+***	4680	5200	4000		
		0.22	5.0 × 10.5 × 18.0	B32522C3224+***	4680	5200	4000		
		0.33	5.0 × 10.5 × 18.0	B32522C3334+***	4680	5200	4000		
		0.39	5.0 × 10.5 × 18.0	B32522C3394+***	4680	5200	4000		
		0.47	6.0 × 11.0 × 18.0	B32522C3474+***	3840	4400	4000		
		0.56	7.0 × 12.5 × 18.0	B32522C3564+***	3320	3600	4000		
		0.68	7.0 × 12.5 × 18.0	B32522C3684+***	3320	3600	4000		
		1.0	8.5 × 14.5 × 18.0	B32522C3105+***	2720	2800	2000		
		1.0	∇ 8.5 × 14.5 × 18.0	B32522N3105+***	2720	2800	2000		
		1.5	9.0 × 17.5 × 18.0	B32522C3155+***	2560	2800	2000		
		1.5	∇ 9.0 × 17.5 × 18.0	B32522N3155+***	2560	2800	2000		
				2.2	11.0 × 18.5 × 18.0	B32522C3225+***	–	–	1200
400	200	0.047	5.0 × 10.5 × 18.0	B32522E6473+***	4680	5200	4000		
		0.068	5.0 × 10.5 × 18.0	B32522E6683+***	4680	5200	4000		
		0.10	5.0 × 10.5 × 18.0	B32522E6104+***	4680	5200	4000		
		0.15	5.0 × 10.5 × 18.0	B32522E6154+***	4680	5200	4000		
		0.22	6.0 × 11.0 × 18.0	B32522E6224+***	3840	4400	4000		
		0.33	7.0 × 12.5 × 18.0	B32522E6334+***	3320	3600	4000		
		0.39	9.0 × 17.5 × 18.0	B32522E6394+***	2560	2800	2000		
		0.47	9.0 × 17.5 × 18.0	B32522E6474+***	2560	2800	2000		
		0.56	9.0 × 17.5 × 18.0	B32522E6564+***	2560	2800	2000		
		0.68	9.0 × 17.5 × 18.0	B32522E6684+***	2560	2800	2000		
				1.0	5.0 × 10.5 × 18.0	B32522E6105+***	–	–	1200

∇ Wound capacitor technology

MOQ = Minimum Order Quantity, consisting of 4 packing units.

Further E series and intermediate capacitance values on request.

**Composition of ordering code**

+ = Capacitance tolerance code:

M = ±20%

K = ±10%

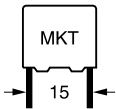
J = ±5%

\*\*\* = Packaging code:

289 = Ammo pack

189 = Reel

000 = Untaped (standard lead length 6 – 1 mm)


**B32522**
**General purpose (stacked/wound)**
**Ordering codes and packing units (lead spacing 15 mm)**

$V_R$	$V_{RMS}$ $f \leq 60$ Hz	$C_R$	Max. dimensions $w \times h \times l$ mm	Ordering code (composition see below)	Ammo pack pcs./MOQ	Reel pcs./ MOQ	Untaped pcs./ MOQ
V DC	V AC	$\mu F$					
450	200	0.10 ▽	5.0 × 10.5 × 18.0	B32522N6104+***	4680	5200	4000
		0.15 ▽	5.0 × 10.5 × 18.0	B32522N6154+***	4680	5200	4000
		0.22 ▽	6.0 × 11.0 × 18.0	B32522N6224+***	3840	4400	4000
		0.33 ▽	7.0 × 12.5 × 18.0	B32522N6334+***	3320	3600	4000
		0.47 ▽	8.5 × 14.5 × 18.0	B32522N6474+***	2720	2800	2000
		0.68 ▽	9.0 × 17.5 × 18.0	B32522N6684+***	2560	2800	2000
		1.0 ▽	11.0 × 18.5 × 18.0	B32522N6105+***	—	2200	1200
630	200	0.047	5.0 × 10.5 × 18.0	B32522D8473+***	—	5200	4000
		0.068	6.0 × 11.0 × 18.0	B32522D8683+***	—	4400	4000
		0.10	7.0 × 12.5 × 18.0	B32522D8104+***	—	3600	4000
		0.15	8.5 × 14.5 × 18.0	B32522D8154+***	—	2800	2000
		0.22	9.0 × 17.5 × 18.0	B32522D8224+***	—	2800	2000

▽ Wound capacitor technology

MOQ = Minimum Order Quantity, consisting of 4 packing units.

Further E series and intermediate capacitance values on request.

**Composition of ordering code**

+ = Capacitance tolerance code:

M = ±20%

K = ±10%

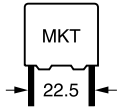
J = ±5%

\*\*\* = Packaging code:

289 = Ammo pack

189 = Reel

000 = Untaped (standard lead length 6 –1 mm)


**Ordering codes and packing units (lead spacing 22.5 mm)**

$V_R$	$V_{RMS}$ $f \leq 60$ Hz	$C_R$	Max. dimensions $w \times h \times l$ mm	Ordering code (composition see below)	Ammo pack pcs./MOQ	Reel pcs./MOQ	Untaped pcs./MOQ
V DC	V AC	$\mu F$					
63	40	3.3	$6.0 \times 15.0 \times 26.5$	B32523R0335+***	2720	2800	2880
		4.7	$6.0 \times 15.0 \times 26.5$	B32523R0475+***	2720	2800	2880
		6.8	$6.0 \times 15.0 \times 26.5$	B32523R0685+***	2720	2800	2880
		10	$7.0 \times 16.0 \times 26.5$	B32523R0106+***	2320	2400	2520
		15	$10.5 \times 16.5 \times 26.5$	B32523R0156+***	1560	1600	2160
		22	$12.0 \times 22.0 \times 26.5$	B32523R0226+***	–	–	1800
100	63	1.5	$6.0 \times 15.0 \times 26.5$	B32523Q1155+***	2720	2800	2880
		2.2	$6.0 \times 15.0 \times 26.5$	B32523Q1225+***	2720	2800	2880
		3.3	$6.0 \times 15.0 \times 26.5$	B32523Q1335+***	2720	2800	2880
		4.7	$7.0 \times 16.0 \times 26.5$	B32523Q1475+***	2320	2400	2540
		6.8	$8.5 \times 16.5 \times 26.5$	B32523Q1685+***	1960	2000	2040
		10	$10.5 \times 18.5 \times 26.5$	B32523Q1106+***	1560	1600	2160
		15	$12.0 \times 22.0 \times 26.5$	B32523Q1156+***	–	–	1800
250	160	0.47	$6.0 \times 15.0 \times 26.5$	B32523Q3474+***	2720	2800	2880
		0.68	$6.0 \times 15.0 \times 26.5$	B32523Q3684+***	2720	2800	2880
		1.0	$6.0 \times 15.0 \times 26.5$	B32523Q3105+***	2720	2800	2880
		1.5	$7.0 \times 16.0 \times 26.5$	B32523Q3155+***	2320	2400	2520
		2.2	$10.5 \times 16.5 \times 26.5$	B32523Q3225+***	1560	1600	2160
		3.3	$11.0 \times 20.5 \times 26.5$	B32523Q3335+***	1480	1400	2040
400	200	0.22	$6.0 \times 15.0 \times 26.5$	B32523Q6224+***	2720	2800	2880
		0.33	$6.0 \times 15.0 \times 26.5$	B32523Q6334+***	2720	2800	2880
		0.47	$7.0 \times 16.0 \times 26.5$	B32523Q6474+***	2320	2400	2520
		0.68	$8.5 \times 16.5 \times 26.5$	B32523Q6684+***	1920	2000	2040
		1.0	$10.5 \times 16.5 \times 26.5$	B32523Q6105+***	1560	1600	2160
		1.5	$11.0 \times 20.5 \times 26.5$	B32523Q6155+***	1480	1400	2040
630	200	0.10	$6.0 \times 15.0 \times 26.5$	B32523Q8104+***	2720	2800	2880
		0.15	$6.0 \times 15.0 \times 26.5$	B32523Q8154+***	2720	2800	2880
		0.22	$7.0 \times 16.0 \times 26.5$	B32523Q8224+***	2320	2400	2520
		0.33	$10.5 \times 16.5 \times 26.5$	B32523Q8334+***	1560	1600	2160
		0.47	$10.5 \times 20.5 \times 26.5$	B32523Q8474+***	1560	1600	2160
		0.68	$12.0 \times 22.0 \times 26.5$	B32523Q8684+***	–	–	1800

MOQ = Minimum Order Quantity, consisting of 4 packing units.  
Further E series and intermediate capacitance values on request.

**Composition of ordering code**

+ = Capacitance tolerance code:

M =  $\pm 20\%$

K =  $\pm 10\%$

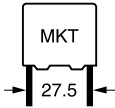
J =  $\pm 5\%$

\*\*\* = Packaging code:

289 = Ammo pack

189 = Reel

000 = Untaped (standard lead length 6 – 1 mm)


**B32524**
**General purpose (wound)**
**Ordering codes and packing units (lead spacing 27.5 mm)**

$V_R$	$V_{RMS}$ $f \leq 60$ Hz	$C_R$	Max. dimensions $w \times h \times l$ mm	Ordering code (composition see below)	Ammo pack pcs./MOQ	Reel pcs./MOQ	Untaped pcs./MOQ
V DC	V AC	$\mu F$					
63	40	4.7	11.0 × 21.0 × 31.5	B32524R0475+***	–	1400	1280
		6.8	11.0 × 21.0 × 31.5	B32524Q0685+***	–	1400	1280
		10	11.0 × 21.0 × 31.5	B32524R0106+***	–	1400	1280
		15	11.0 × 21.0 × 31.5	B32524R0156+***	–	1400	1280
		22	11.0 × 21.0 × 31.5	B32524R0226+***	–	1400	1280
		33	12.5 × 21.5 × 31.5	B32524R0336+***	–	1200	1120
		47	18.0 × 27.5 × 31.5	B32524R0476+***	–	–	800
		68	18.0 × 27.5 × 31.5	B32524R0686+***	–	–	800
		100	22.0 × 36.5 × 31.5	B32524R0107+***	–	–	640
100	63	4.7	11.0 × 21.0 × 31.5	B32524Q1475+***	–	1400	1280
		6.8	11.0 × 21.0 × 31.5	B32524Q1685+***	–	1400	1280
		10	11.0 × 21.0 × 31.5	B32524Q1106+***	–	1400	1280
		15	11.0 × 21.0 × 31.5	B32524Q1156+***	–	1400	1280
		22	14.0 × 24.5 × 31.5	B32524Q1226+***	–	1000	1040
		33	18.0 × 27.5 × 31.5	B32524Q1336+***	–	–	800
		47	21.0 × 31.0 × 31.5	B32524Q1476+***	–	–	720
		68	22.0 × 36.5 × 31.5	B32524Q1686+***	–	–	640
		250	160	1.5	11.0 × 21.0 × 31.5	B32524Q3155+***	–
2.2	11.0 × 21.0 × 31.5			B32524Q3225+***	–	1400	1280
3.3	11.0 × 21.0 × 31.5			B32524Q3335+***	–	1400	1280
4.7	11.0 × 21.0 × 31.5			B32524Q3475+***	–	1400	1280
6.8	11.0 × 21.0 × 31.5			B32524R3685+***	–	1400	1280
10	12.5 × 21.5 × 31.5			B32524R3106+***	–	1200	1120
15	15.0 × 24.5 × 31.5			B32524R3156M***	–	–	960
15	18.0 × 27.5 × 31.5			B32524R3156J***	–	–	960
15	18.0 × 27.5 × 31.5			B32524R3156K***	–	–	960
22	19.0 × 30.0 × 31.5			B32524R3226+***	–	–	720

MOQ = Minimum Order Quantity, consisting of 4 packing units.  
Further E series and intermediate capacitance values on request.

**Composition of ordering code**

+ = Capacitance tolerance code:

M = ±20%

K = ±10%

J = ±5%

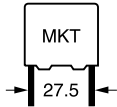
\*\*\* = Packaging code:

289 = Ammo pack

189 = Reel

000 = Untaped (standard lead length 6 – 1 mm)




**Ordering codes and packing units (lead spacing 27.5 mm)**

$V_R$	$V_{RMS}$ $f \leq 60$ Hz	$C_R$	Max. dimensions $w \times h \times l$ mm	Ordering code (composition see below)	Ammo pack pcs./MOQ	Reel pcs./MOQ	Untaped pcs./MOQ
V DC	V AC	$\mu F$					
250	160	33	22.0 × 36.5 × 31.5	B32524R3336+***	–	–	640
400	200	0.68	11.0 × 19.0 × 31.5	B32524Q6684+***	–	1400	1280
		1.0	11.0 × 19.0 × 31.5	B32524Q6105+***	–	1400	1280
		1.5	11.0 × 19.0 × 31.5	B32524Q6155+***	–	1400	1280
		2.2	11.0 × 21.0 × 31.5	B32524R6225+***	–	1400	1280
		3.3	14.0 × 24.5 × 31.5	B32524R6335+***	–	1000	1040
		4.7	14.0 × 24.5 × 31.5	B32524R6475+***	–	1000	1040
		6.8	18.0 × 27.5 × 31.5	B32524R6685+***	–	–	800
		10	22.0 × 36.5 × 31.5	B32524R6106+***	–	–	640
630	220	0.33	11.0 × 21.0 × 31.5	B32524Q8334+***	–	1400	1280
		0.47	11.0 × 21.0 × 31.5	B32524Q8474+***	–	1400	1280
		0.68	11.0 × 21.0 × 31.5	B32524Q8684+***	–	1400	1280
		1.0	14.0 × 24.5 × 31.5	B32524Q8105+***	–	1000	1040
		1.5	18.0 × 27.5 × 31.5	B32524Q8155+***	–	–	800
		2.2	21.0 × 31.0 × 31.5	B32524Q8225+***	–	–	720

MOQ = Minimum Order Quantity, consisting of 4 packing units.

Further E series and intermediate capacitance values on request.

**Composition of ordering code**

+ = Capacitance tolerance code:

M = ±20%

K = ±10%

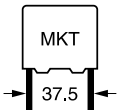
J = ±5%

\*\*\* = Packaging code:

289 = Ammo pack

189 = Reel

000 = Untaped (standard lead length 6 – 1 mm)


**B32526**
**General purpose (wound)**
**Ordering codes and packing units (lead spacing 37.5 mm)**

$V_R$	$V_{RMS}$ $f \leq 60$ Hz	$C_R$	Max. dimensions $w \times h \times l$ mm	Ordering code (composition see below)	Ammo pack pcs./MOQ	Reel pcs./MOQ	Untaped pcs./MOQ
V DC	V AC	$\mu F$					
63	40	22	12.0 × 22.0 × 41.5	B32526R0226+***	—	—	1620
		33	12.0 × 22.0 × 41.5	B32526R0336+***	—	—	1620
		47	12.0 × 22.0 × 41.5	B32526R0476+***	—	—	1620
		56	24.0 × 15.0 × 41.5	B32526T0566+***	—	—	1040
		68	16.0 × 28.5 × 41.5	B32526R0686+***	—	—	800
		82	24.0 × 19.0 × 41.5	B32526T0826+***	—	—	780
		100	18.0 × 32.5 × 41.5	B32526R0107+***	—	—	720
		150	20.0 × 39.5 × 41.5	B32526R0157+***	—	—	640
		220	28.0 × 42.5 × 41.5	B32526R0227A***	—	—	440
100	63	15	12.0 × 22.0 × 41.5	B32526R1156+***	—	—	1620
		22	12.0 × 22.0 × 41.5	B32526R1226+***	—	—	1620
		33	14.0 × 25.0 × 41.5	B32526R1336+***	—	—	1380
		33	24.0 × 15.0 × 41.5	B32526T1336+***	—	—	1040
		47	16.0 × 28.5 × 41.5	B32526R1476+***	—	—	800
		47	24.0 × 19.0 × 41.5	B32526T1476+***	—	—	780
		68	18.0 × 32.5 × 41.5	B32526R1686+***	—	—	720
		100	20.0 × 39.5 × 41.5	B32526R1107+***	—	—	640
		150	28.0 × 42.5 × 41.5	B32526R1157+***	—	—	440
250	160	4.7	12.0 × 22.0 × 41.5	B32526R3475+***	—	—	1620
		6.8	12.0 × 22.0 × 41.5	B32526R3685+***	—	—	1620
		10	12.0 × 22.0 × 41.5	B32526R3106+***	—	—	1620
		15	14.0 × 25.0 × 41.5	B32526R3156+***	—	—	1380
		15	24.0 × 15.0 × 41.5	B32526T3156+***	—	—	1040
		22	16.0 × 28.5 × 41.5	B32526R3226+***	—	—	800
		22	24.0 × 19.0 × 41.5	B32526T3226+***	—	—	780
		33	20.0 × 39.5 × 41.5	B32526R3336+***	—	—	640
		47	20.0 × 39.5 × 41.5	B32526R3476+***	—	—	640
		68	28.0 × 42.5 × 41.5	B32526R3686+***	—	—	440

MOQ = Minimum Order Quantity, consisting of 4 packing units.  
Further E series and intermediate capacitance values on request.

**Composition of ordering code**

+ = Capacitance tolerance code:

M = ±20%

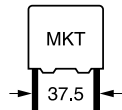
K = ±10%

J = ±5%

 A = -15 ... +5% (220  $\mu F$  type only)

\*\*\* = Packaging code:

000 = Untaped (standard lead length 6 -1 mm)


**Ordering codes and packing units (lead spacing 37.5 mm)**

$V_R$	$V_{RMS}$ $f \leq 60$ Hz	$C_R$	Max. dimensions $w \times h \times l$ mm	Ordering code (composition see below)	Ammo pack pcs./MOQ	Reel pcs./MOQ	Untaped pcs./MOQ
V DC	V AC	$\mu F$					
400	200	3.3	12.0 × 22.0 × 41.5	B32526R6335+***	—	—	1620
		4.7	12.0 × 22.0 × 41.5	B32526R6475+***	—	—	1620
		5.6	24.0 × 15.0 × 41.5	B32526T6565+***	—	—	1040
		6.8	14.0 × 25.0 × 41.5	B32526R6685+***	—	—	1380
		8.2	24.0 × 19.0 × 41.5	B32526T6825+***	—	—	780
		10	18.0 × 32.5 × 41.5	B32526R6106+***	—	—	720
		15	20.0 × 39.5 × 41.5	B32526R6156+***	—	—	640
		22	28.0 × 42.5 × 41.5	B32526R6226+***	—	—	440

MOQ = Minimum Order Quantity, consisting of 4 packing units.  
Further E series and intermediate capacitance values on request.

**Composition of ordering code**

+ = Capacitance tolerance code:

M =  $\pm 20\%$

K =  $\pm 10\%$

J =  $\pm 5\%$

A = -15 ... +5% (220  $\mu F$  type only)

\*\*\* = Packaging code:

000 = Untaped (standard lead length 6 – 1 mm)