



Chipsmall Limited consists of a professional team with an average of over 10 year of expertise in the distribution of electronic components. Based in Hongkong, we have already established firm and mutual-benefit business relationships with customers from,Europe,America and south Asia,supplying obsolete and hard-to-find components to meet their specific needs.

With the principle of “Quality Parts,Customers Priority,Honest Operation,and Considerate Service”,our business mainly focus on the distribution of electronic components. Line cards we deal with include Microchip,ALPS,ROHM,Xilinx,Pulse,ON,Everlight and Freescale. Main products comprise IC,Modules,Potentiometer,IC Socket,Relay,Connector.Our parts cover such applications as commercial,industrial, and automotives areas.

We are looking forward to setting up business relationship with you and hope to provide you with the best service and solution. Let us make a better world for our industry!



## Contact us

Tel: +86-755-8981 8866 Fax: +86-755-8427 6832

Email & Skype: info@chipsmall.com Web: www.chipsmall.com

Address: A1208, Overseas Decoration Building, #122 Zhenhua RD., Futian, Shenzhen, China



**265 V, 135 °C**

**Applications**

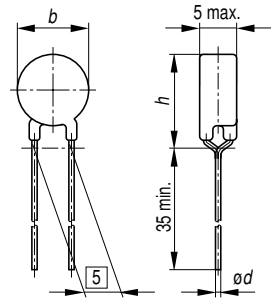
- Overcurrent and short-circuit protection
- For enhanced rated current requirements

**Features**

- Coated thermistor disk
- Surge-proof
- Manufacturer's logo and type designation stamped on in white
- VDE approval (exception: C811)

**Options**

- Leadless disks and leaded disks without coating available upon request
- Thermistors with diameter  $b \leq 11,0$  mm are also available on tape



TPT0648-4

Dimensions (mm)

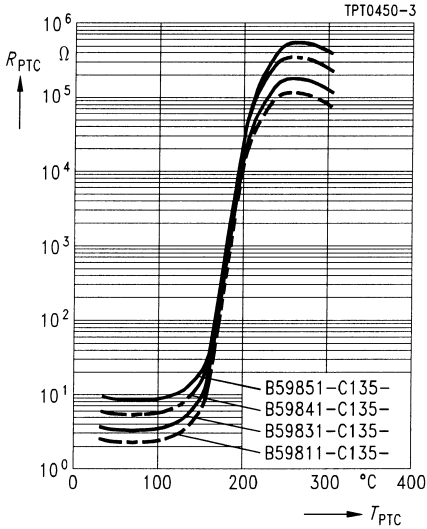
Type	$b_{max}$	$\varnothing d$	$h_{max}$
C 811	26,0	0,8	29,5
C 831	22,0	0,6	25,5
C 841	17,5	0,6	21,0
C 851	13,5	0,6	17,0
C 861	11,0	0,6	14,5
C 871	9,0	0,6	12,5
C 881	6,5	0,6	10,0
C 891	4,0	0,5	7,5

Max. operating voltage ( $T_A = 60$ °C)	$V_{max}$	265	V
Rated voltage	$V_N$	230	V
Switching cycles (typ.)	$N$	100	
Reference temperature (typ.)	$T_{Ref}$	135	°C
Resistance tolerance	$\Delta R_N$	$\pm 25$ %	
Operating temperature range ( $V = 0$ )	$T_{op}$	$-40/+125$	°C
	$T_{op}$	0/60	°C

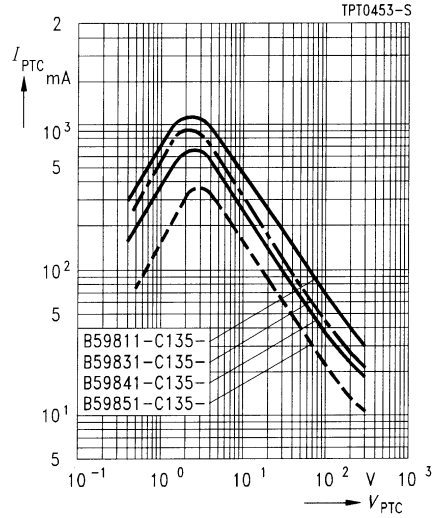
Type	$I_N$	$I_S$	$I_{Smax}$ ( $V=V_{max}$ )	$t_S$ ( $V_{max}, I_{Smax}$ )	$I_r$ (typ.) ( $V=V_{max}$ )	$R_N$	$R_{min}$	Ordering code
	mA	mA	A	s	mA	$\Omega$	$\Omega$	
C 811	730	1450	10,0	< 10	25	2,6	1,8	B59811-C135-A70
C 831	470	970	7,0	< 8	20	3,7	2,6	B59831-C135-A70
C 841	350	700	4,1	< 8	15	6	4,3	B59841-C135-A70
C 851	215	445	2,2	< 8	13	10	7,1	B59851-C135-A70
C 861	150	320	1,5	< 8	10	15	10,6	B59861-C135-A70
C 871	108	225	1,0	< 8	9	25	17,8	B59871-C135-A70
C 881	60	120	0,4	< 8	6	70	49,8	B59881-C135-A70
C 891	30	65	0,2	< 8	5	150	107	B59891-C135-A70

**Characteristics (typical)**

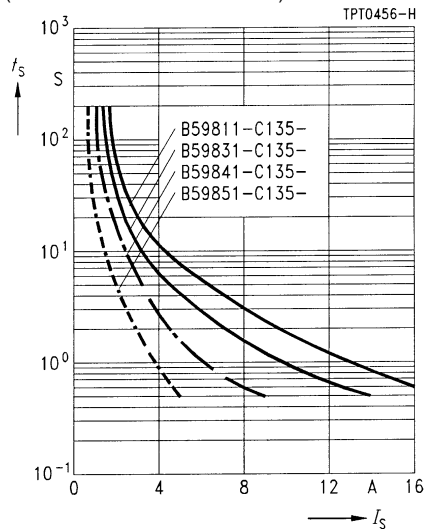
PTC resistance  $R_{PTC}$  versus  
PTC temperature  $T_{PTC}$   
(measured at low signal voltage)



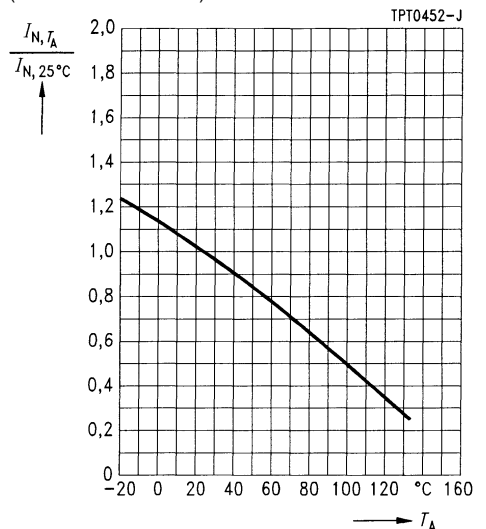
PTC current  $I_{PTC}$  versus PTC voltage  $V_{PTC}$   
(measured at 25 °C in still air)



Switching time  $t_S$  versus switching current  $I_S$   
(measured at 25 °C in still air)

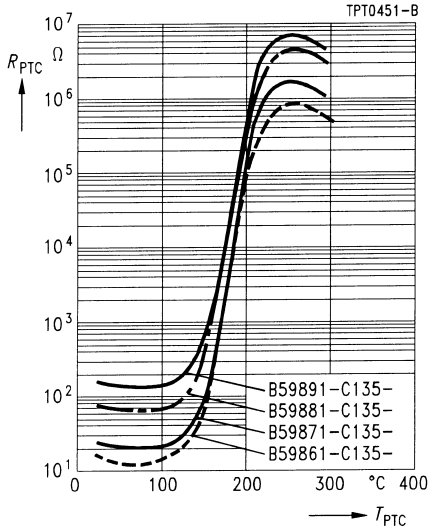


Rated current  $I_N$  versus ambient temperature  $T_A$   
(measured in still air)

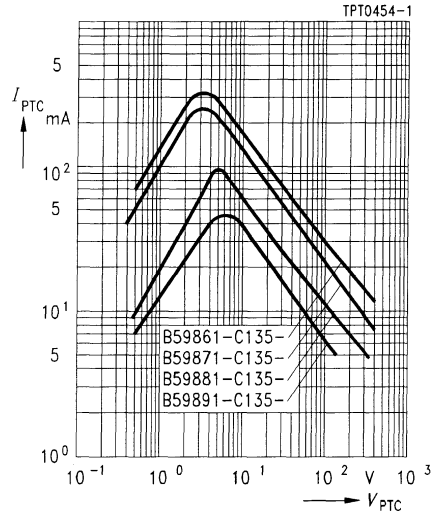


**Characteristics (typical)**

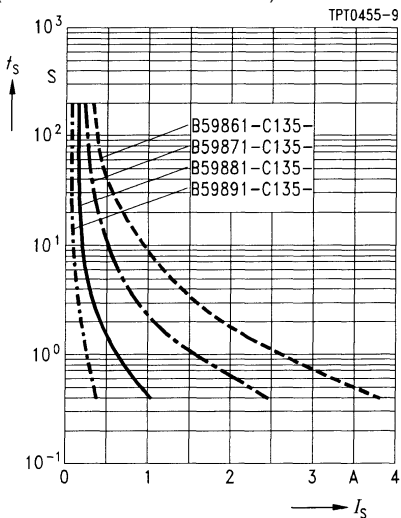
PTC resistance  $R_{PTC}$  versus  
 PTC temperature  $T_{PTC}$   
 (measured at low signal voltage)



PTC current  $I_{PTC}$  versus PTC voltage  $V_{PTC}$   
 (measured at 25 °C in still air)



Switching time  $t_S$  versus switching current  $I_S$   
 (measured at 25 °C in still air)



Rated current  $I_N$  versus ambient temperature  $T_A$   
 (measured in still air)

