



Chipsmall Limited consists of a professional team with an average of over 10 year of expertise in the distribution of electronic components. Based in Hongkong, we have already established firm and mutual-benefit business relationships with customers from,Europe,America and south Asia,supplying obsolete and hard-to-find components to meet their specific needs.

With the principle of “Quality Parts,Customers Priority,Honest Operation,and Considerate Service”,our business mainly focus on the distribution of electronic components. Line cards we deal with include Microchip,ALPS,ROHM,Xilinx,Pulse,ON,Everlight and Freescale. Main products comprise IC,Modules,Potentiometer,IC Socket,Relay,Connector.Our parts cover such applications as commercial,industrial, and automotives areas.

We are looking forward to setting up business relationship with you and hope to provide you with the best service and solution. Let us make a better world for our industry!



## Contact us

Tel: +86-755-8981 8866 Fax: +86-755-8427 6832

Email & Skype: info@chipsmall.com Web: www.chipsmall.com

Address: A1208, Overseas Decoration Building, #122 Zhenhua RD., Futian, Shenzhen, China





### FEATURES

- Ultra wide input voltage range, 18~106V
- 200W Output @ 18V~27V Vin range
- 300W Output @ 27~106V Vin range (Including 27V)
- Full Load Efficiency up to 88.0% @48Vin
- Intergrated fuse holder (option)
- Parallel Connection of multiple units
- Box type package with metal base plate
- Package Dimension:  
190.0x76.0x44.0mm (7.48"x2.99"x1.73")
- Operating Temperature Range - 40°C to +75°C
- Input Reverse Polarity Protection
- Minimized Inrush current
- Input UVLO, Output OCL, SCP, OVP, OTP
- Enable on/off (option)
- 2250VDC Isolation
- IP67 protection for selective model
- RoHs Compliant
- ISO 9001, ISO 14001 certified manufacturing facility
- UL60950
- CE Mark
- EMC compatible: EN12895, CISPR11 ClassA
- Electrical transient conduction: ISO7637-2

The B62SR12424, a wide input voltage range of 18~106V, and single isolated output converter, is the latest product offering from a world leader in power systems technology and manufacturing — Delta Electronics, Inc. Such box type DCDC converter can provide 300W (200W at Vin < 27V for A/B/C/D), 12.4V regulated DC output voltage with full load efficiency up to 88.0% @48Vin; The B62SR12424 offers input UVLO, output over current limit, short circuit, output over voltage, over temperature, and input reverse polarity protections, It has an option for intergrated fuse holder and enable on/off function. It also has parallel function; and allows a wide operating temperature range of -40°C to +75°C. With creative design technology and optimization of component placement, this converter possess outstanding electrical and thermal performance, as well as high reliability under extrmely harsh operating conditions. The B62SR12424 meet IP67 protection(refer to “water protection level” specification).

### Input Characteristics

Item	Condition	Min.	Typ.	Max.	Unit
Continuous Input Voltage		18	48	106	VDC
Max Input voltage	10 minutes, normal operating			126	VDC
Input Under-Voltage Lockout, Turn-On Voltage Threshold		16	17	18	VDC
Input Under-Voltage Lockout, Turn-Off Voltage Threshold		14	15	16	VDC
Lockout Hysteresis Voltage		1	2	3	VDC
Maximum Input Current	Vin=18V, 100% Load		13.0	13.5	A
No-Load Input Current	Vin=24V		130	240	mA
	Vin=48V		60	100	mA
	Vin=72V, 80V		45	80	mA
Off converter input current	Vin=48V, enable off (C version)		12	20	mA
Reflected input ripple current	Vin=48V, Vpp			0.6	A
Max Reverse Polarity Input Voltage				106	VDC
Max Inrush current				10	A
Internal Input Fuse	Ø6.35mm*31.75mm		250V/30A Fast-acting fuse		

## Output Characteristics

Item	Conditions	Min.	Typ.	Max.	Unit
Operating Output Current Range	Vin=18V~27V	0		16	A
	Vin=27V~106V(include 27V)	0		24	A
Output Voltage Set Point	Total Vin range, Io=0	12.4	12.6	12.8	V
	Vin=18~27V, Io=16A	12.13	12.33	12.53	V
	Vin=27~106V, Io=24A	12.0	12.2	12.4	V
Output Voltage Ripple and Noise,	Full load, Vpp, 20MHz bandwidth		50	100	mV
	RMS		15	30	mV
Output Current Limit	Vin=24V	16.5	18.5	20.5	A
	Vin=36V, 48V, 72V, 80V	25	28	31	A
Current share accuracy	Vin=48V, 24A for each module		6	10	%
Start-up time(start _up time by Vin)	Vin= 48V(for A/B/C/D)		600	800	mS
	Vin=72V(for A/B/C/D)		850	1200	mS
Start-up time(start _up time by Enable)	Vin= 48,72V(for C)		250	400	mS
Rise time			60	100	mS
Output Voltage Protection		13	15	17	V
Output Voltage Current Transient, positive and negative voltage step	Vin=24V, 8A to 12A, 0.1A/us slew rate		100	200	mV
	Vin=27~106V, 12A to 18A, 0.1A/us slew rate		100	200	mV
Maximum Output Capacitance	ESR>10mohm			5000	μF
Output overshoot				3	%
Efficiency @ 100% Load(16A)	Vin=24V	84.0	86.0		%
Efficiency @ 100% Load(24A)	Vin=36V	85.0	87.0		%
Efficiency @ 100% Load(24A)	Vin=48V	86.0	88.0		%
Efficiency @ 100% Load(24A)	Vin=72V,80V	87.0	89.0		%
Efficiency @ 60% Load(9.6A)	Vin=24V	84.6	86.6		%
Efficiency @ 60% Load(14.4A)	Vin=36V	86.0	88.0		%
Efficiency @ 60% Load(14.4A)	Vin=48V	86.6	88.6		%
Efficiency @ 60% Load(14.4A)	Vin=72V,80V	88.0	90.0		%

## General Characteristics

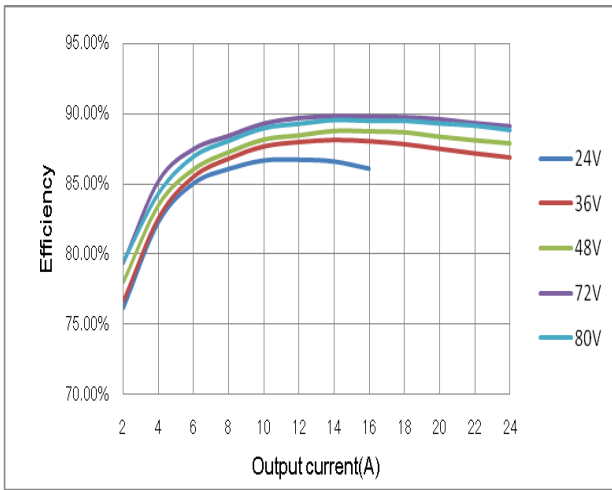
Item	Conditions	Min.	Typ.	Max.	Unit
Isolation Voltage,	Input to Output, Input to Case			2250	VDC
	Output to Case			550	VDC
Isolation Resistance, Input to Output		10			MΩ
Isolation Capacitance, Input to Output			10000		pF
Switching Frequency			175		KHz
MTBF	Ta=25°C, 80%load		0.52		Mhours
Weight			900		g

## Environmental Specifications

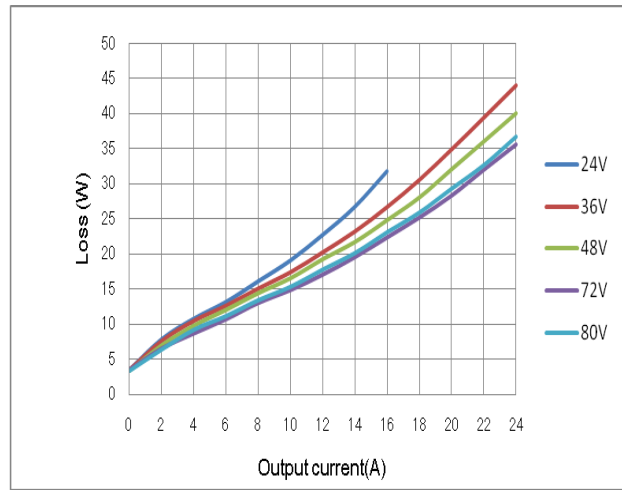
Parameter	Conditions	Min.	Typ.	Max.	Unit
Storage Temperature Range		-40		+125	°C
Operating Temperature Range	Ambient Temperature	-40		+75	°C
Over Temperature Protection	NTC Temperature		118		°C
Humidity (non condensing)				95	% rel. H
Water Protection Level	For model P/N with suffix B	IP67			
Vibration	IEC 60068-2-6	10G/15~200HZ/3 PLANES			
Shock	IEC 60068-2-27	50G 3 PLANES			
Emission	EN12895	30-1000MHz 34-45dBuV/m			
Immunity	EN12895, EN61000-4-3	10V/m /27-1000MHz AM; 10V/m /900MHz PM			
ESD	EN12895, EN61000-4-2	Direct: ±2KV ±4KV; Air: ±2KV ±4KV ±8KV			

## Notes

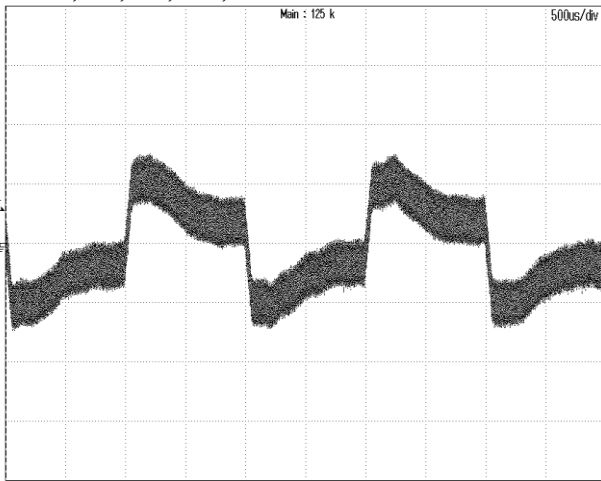
- Specifications typical at Ta=+25°C, nominal input voltage and rated full load output current unless otherwise noted.
- Specifications are subject to change without notice.



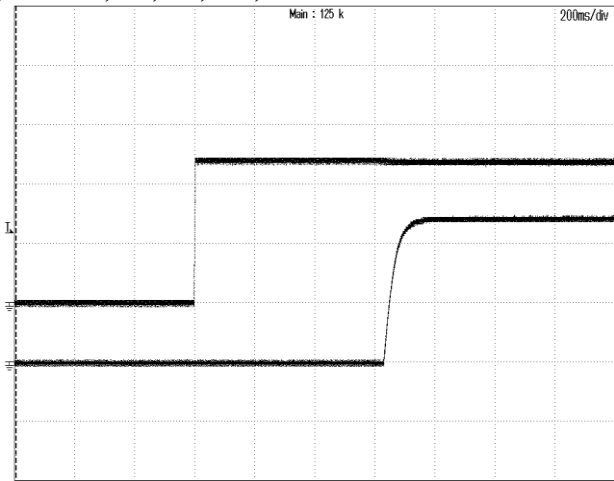
**Figure 1: Efficiency vs. Output current**  
 Vin=24V,36V,48V, 72V, 80V



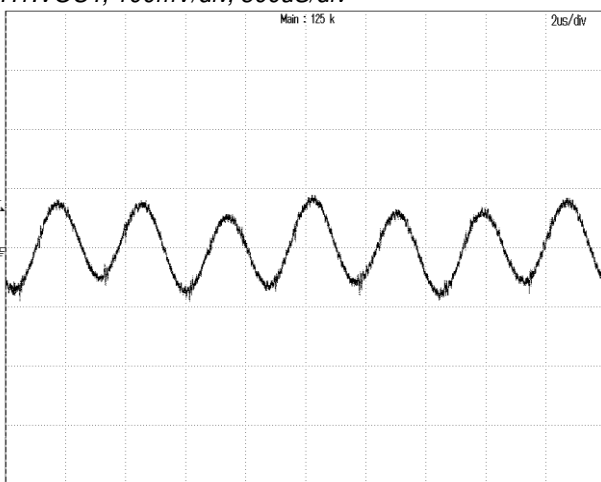
**Figure 2: Loss vs. Output current**  
 @ Vin=24V,36V,48V, 72V, 80V



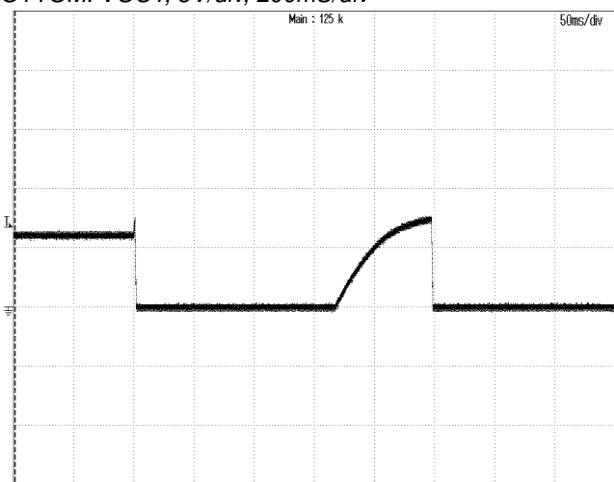
**Figure 3: Dynamic response to load step 12A~18A with 0.1A/uS slew rate at 48Vin**  
 CH1:VOUT, 100mV/div, 500uS/div



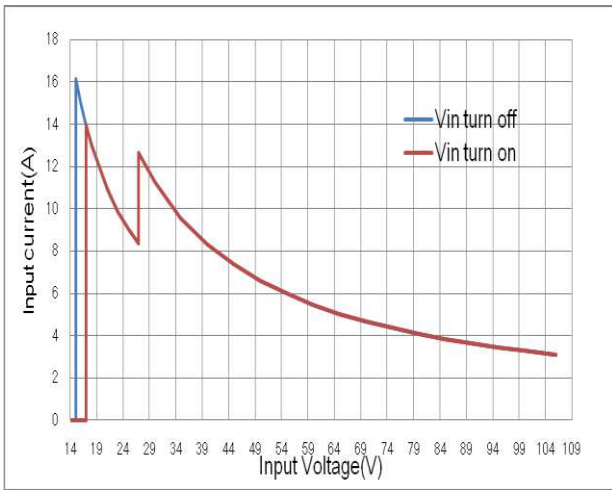
**Figure 4: Vout start up with Vin on at 48Vin,24A Iout,**  
 TOP:VIN, 20V/div, 200mS/div  
 BOTTOM: VOUT, 5V/div, 200mS/div



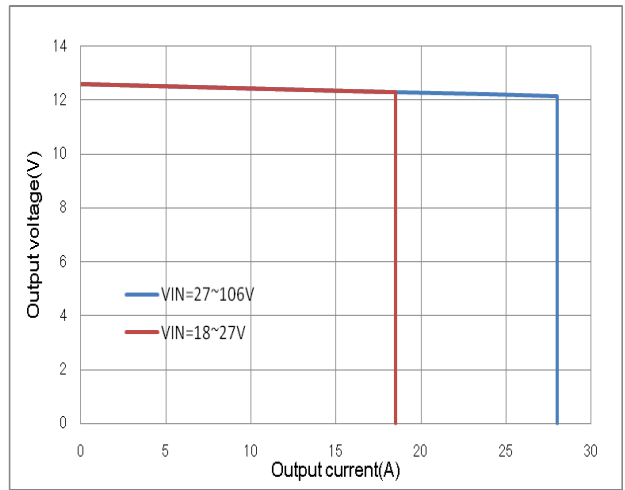
**Figure 5: Output ripple & noise at 48Vin, 24A Iout**  
 CH1:VOUT, 50mV/div, 5uS/div



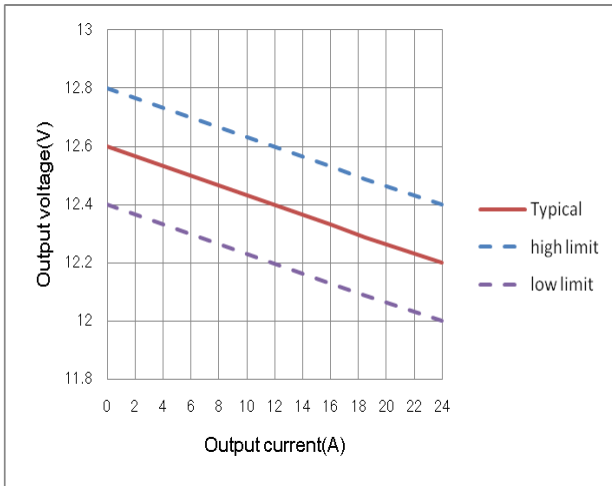
**Figure 6: Output over voltage protection at 48Vin, 24A Iout**  
 CH1:VOUT, 10V/div, 50mS/div



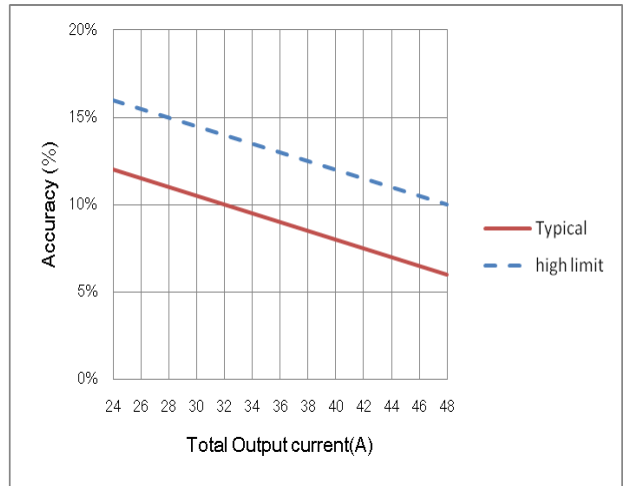
**Figure 7:** Input current vs. Input voltage  
@ Vin=18V~27V, 200W; Vin=27V~106V, 300W



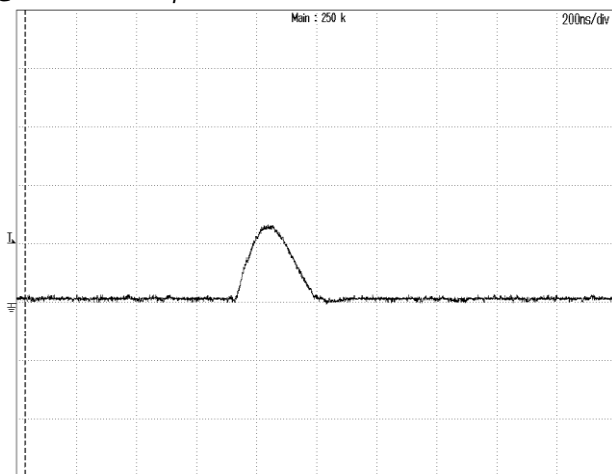
**Figure 8:** Output voltage vs. Output current  
OCL Performance



**Figure 9:** Output voltage vs. Output current  
@ Vin=48V. Droop function.



**Figure 10:** Current share accuracy vs. Total output current  
2 in parallel.



**Figure 11:** Inrush current @ Vin=48V  
CH1:lin, 2A/div, 200nS/div; Max current 2.7A, I2t=1.24E-7 A²S

## FEATURES DESCRIPTIONS

### Output Over-Current Limit and Short Protection

The modules include internal output over-current limit (OCL) and short circuit protection (SCP) circuits, the OCL set point is lower than that of the SCP; The response of SCP circuit is much fast than that of the OCL circuit. The slowly increase of the output current will let module enter OCL protection when the current exceeds the OCL set point, while the fast increase of the output current will let module enter SCP when the current exceeds the SCP set point.

When the modules enter OCL protection, the output voltage will decrease while the output current is kept constant, the output voltage will soft start to set point when the overload condition is removed.

The module will enter hiccup mode when it triggers the SCP set point. The module will try to restart after shutdown. If the overload condition still exists, the module will shut down again. This restart trial will continue until the overload condition is removed.

### Output Over-Voltage Protection


The power module includes an internal output over-voltage protection(OVP) circuit, which monitors the voltage on the output terminals. If this voltage exceeds the OVP set point, the module will shut down, and then restart after a fixed delay time (hiccup mode), please refer to figure6 for detail.

### Over-Temperature Protection

The over-temperature protection consists of circuitry that provides protection from thermal damage. If the temperature exceeds the preset temperature threshold the module will shut down, and all components will not exceed their absolute maximum temperature ratings. The module will restart after the temperature is within specification.

### Remote On/Off

B62SR12424C has Enable control function. This Enable PIN is designed on the primary side of converter, the converter will turn on when the Enable PIN connected to VIN+, and turn off when the Enable PIN connected to VIN- or floating.



*Figure 12: suggested Enable connection*

### Input Reverse Voltage Protection

The input reverse voltage protection is provided by an diode on the input line, the standoff voltage for the reverse protection shall be no less than -106V.

### Parallel connection of multiple units

Two units parallel operation is verified, please contact Delta if more than two units need to be paralleled. While paralleling multiple units, the impedance of the cables from unit to junction point of each unit should be within  $\pm 5\%$  of each other.

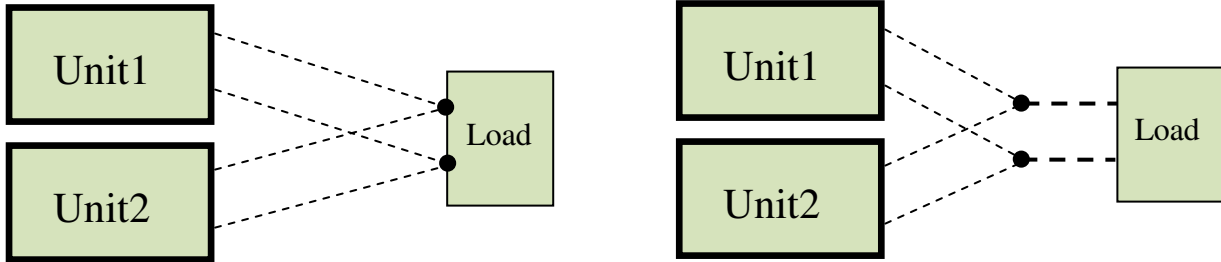


Figure 13: suggested parallel connections

### EMC

The converter has the internal EMI filters and meet the EMC standards EN12895 30-100MHz 34-45dBuV/m. The test result is showed as below

**Conditions:** Vin=48V, Io=24A, 10m measure distance

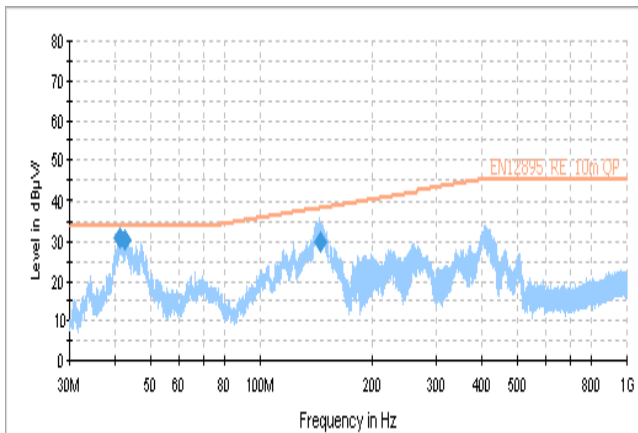


Figure 14: test result (Vertical)

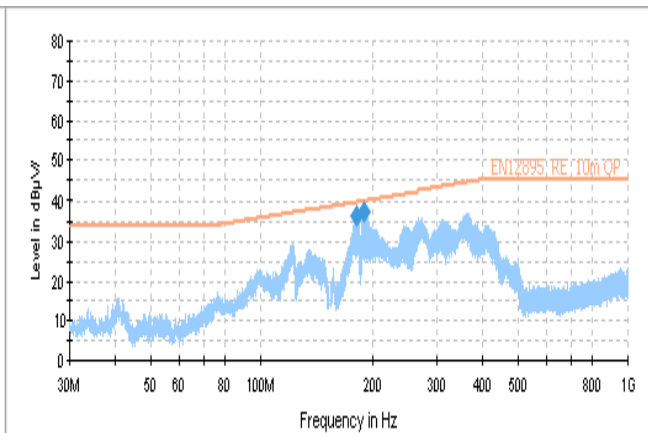


Figure 15: test result (Horizontal)

### Fuse replacement

For the versions with the intergrated the fuse holder, when the fuse needs to be replaced, it can be taken down in an anticlockwise direction by slotted type screwdrivers .

Recommended fuse replacement P/N:

Littlefuse 0314030.MXP

## THERMAL CONSIDERATION

The thermal curve (Figure17~21) is based on a 250x300x5 AL table, shown as below figure.

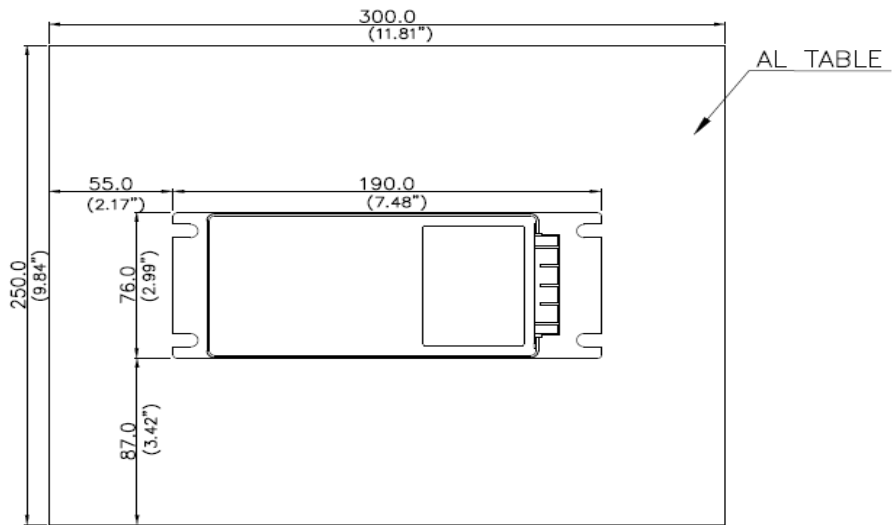


Figure 16: Thermal consideration

## THERMAL CURVES

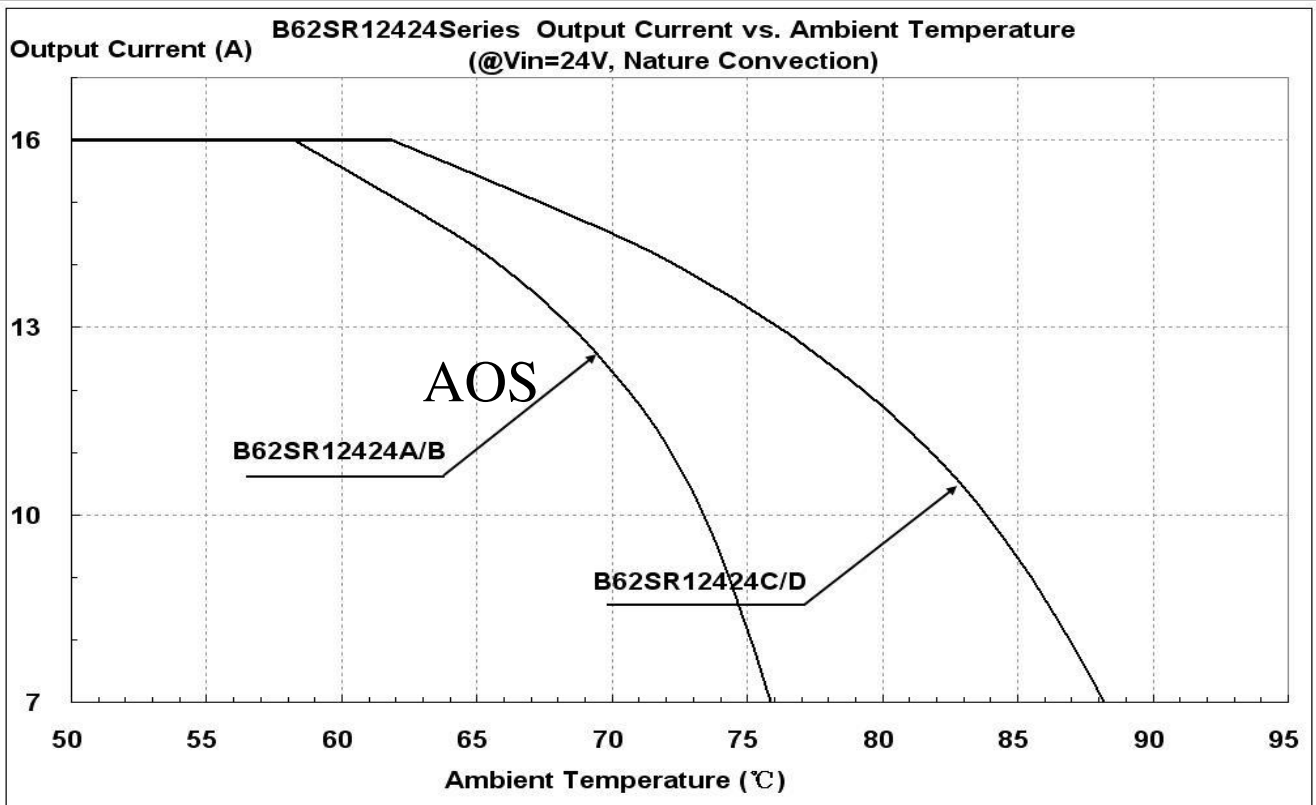


Figure 17: Output Current vs. Ambient temperature @ Vin=24V



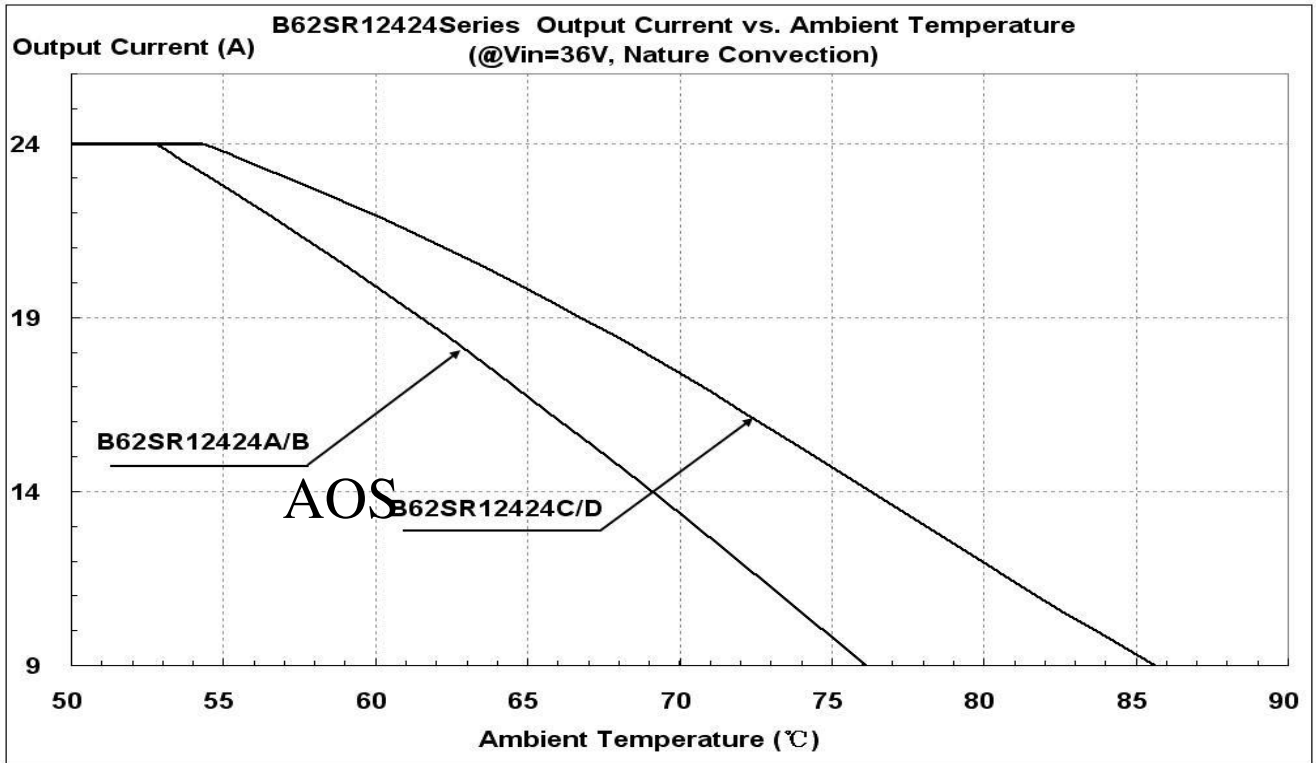


Figure 18: Output Current vs. Ambient temperature @ Vin=36V

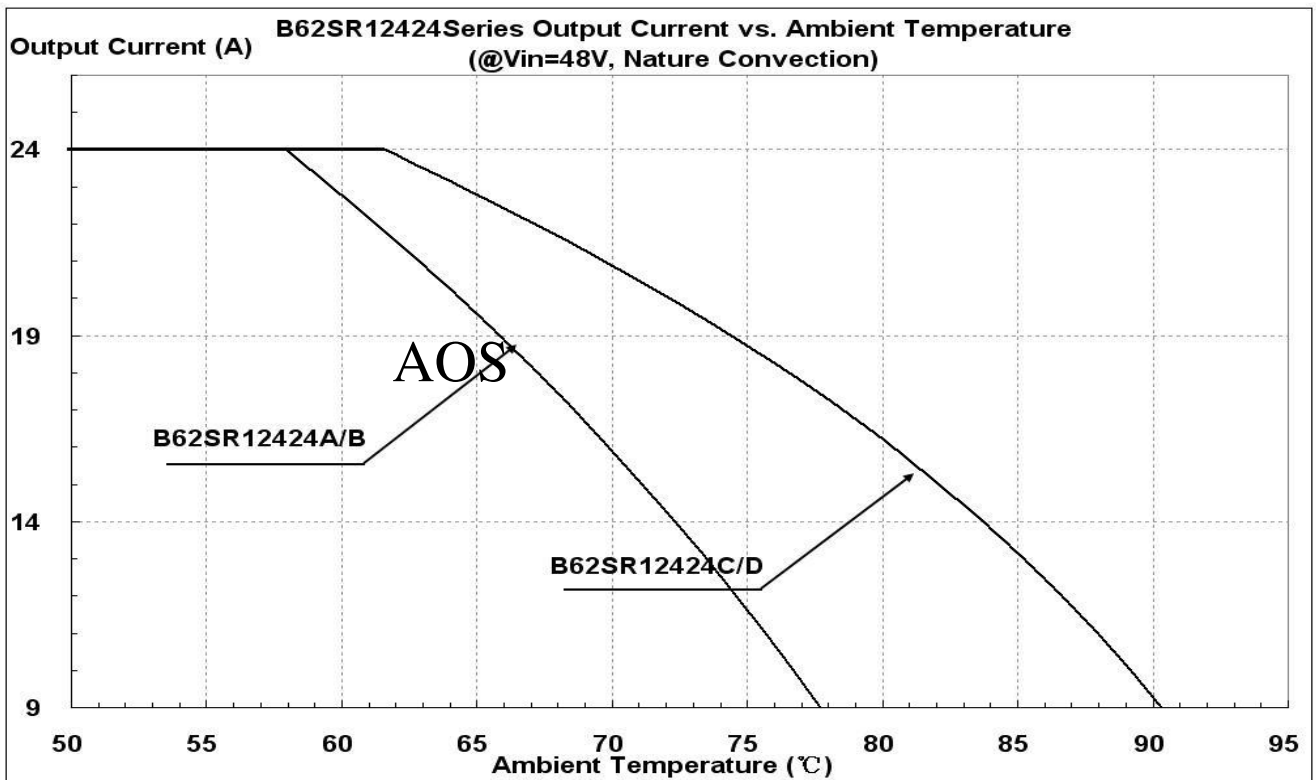


Figure 19: Output Current vs. Ambient temperature @ Vin=48V

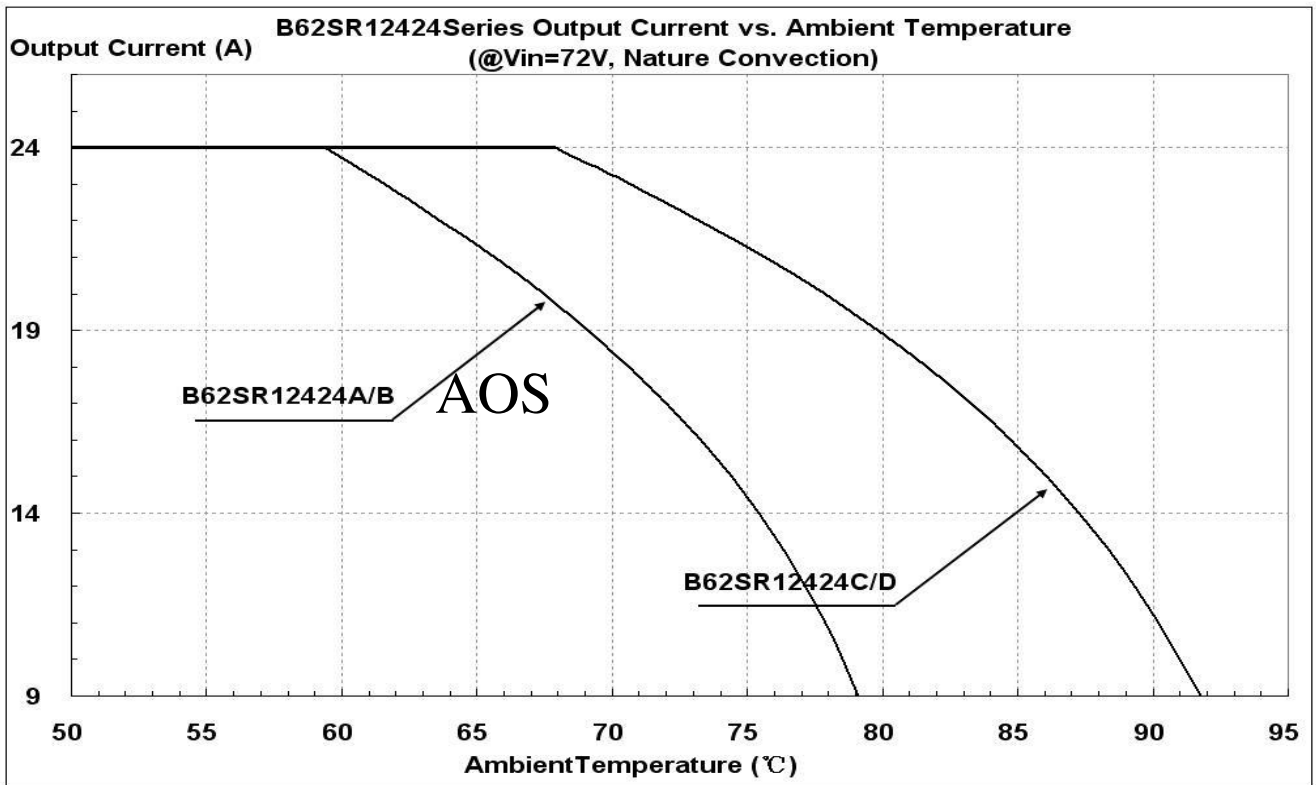


Figure 20: Output Current vs. Ambient temperature @ Vin=72V

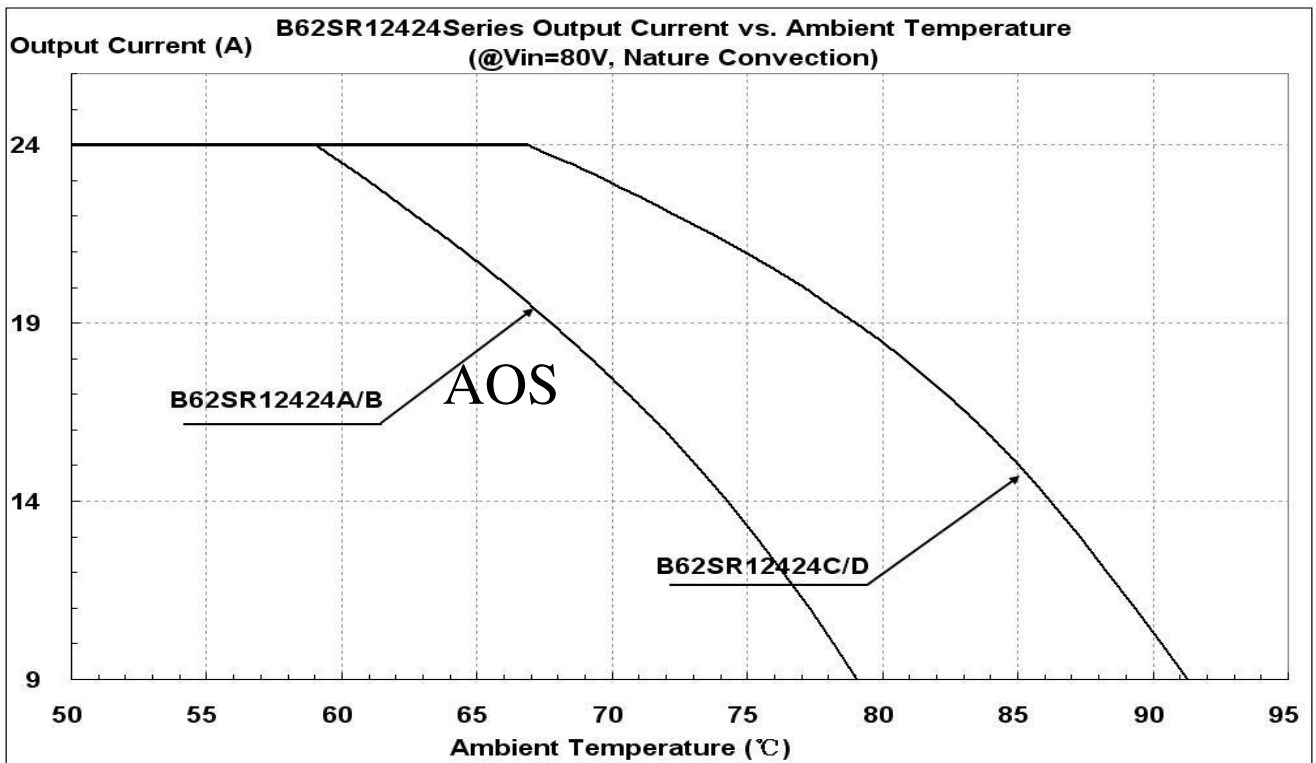


Figure 21: Output Current vs. Ambient temperature @ Vin=80V

## THERMAL CONSIDERATION

The following figure shows the location to monitor the temperature of base plate. Before customer decides to use this DCDC converter, a thermal evaluation need to be did to make sure the temperature of base plate is lower than that read from below thermal curves (Figure23~27 base on different input voltage).

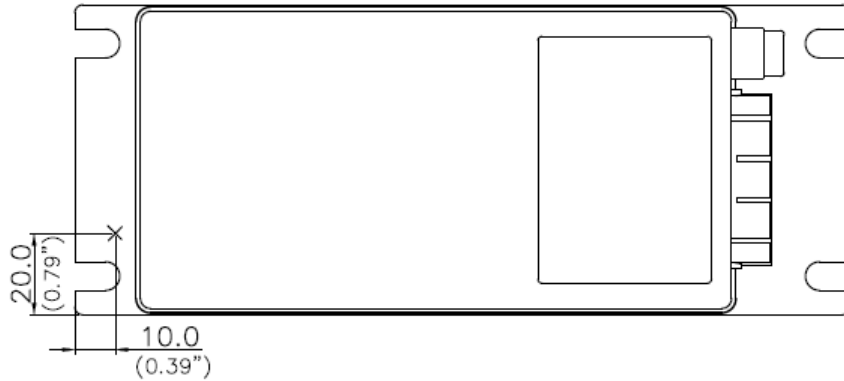


Figure 22: Thermal consideration

## THERMAL CURVES

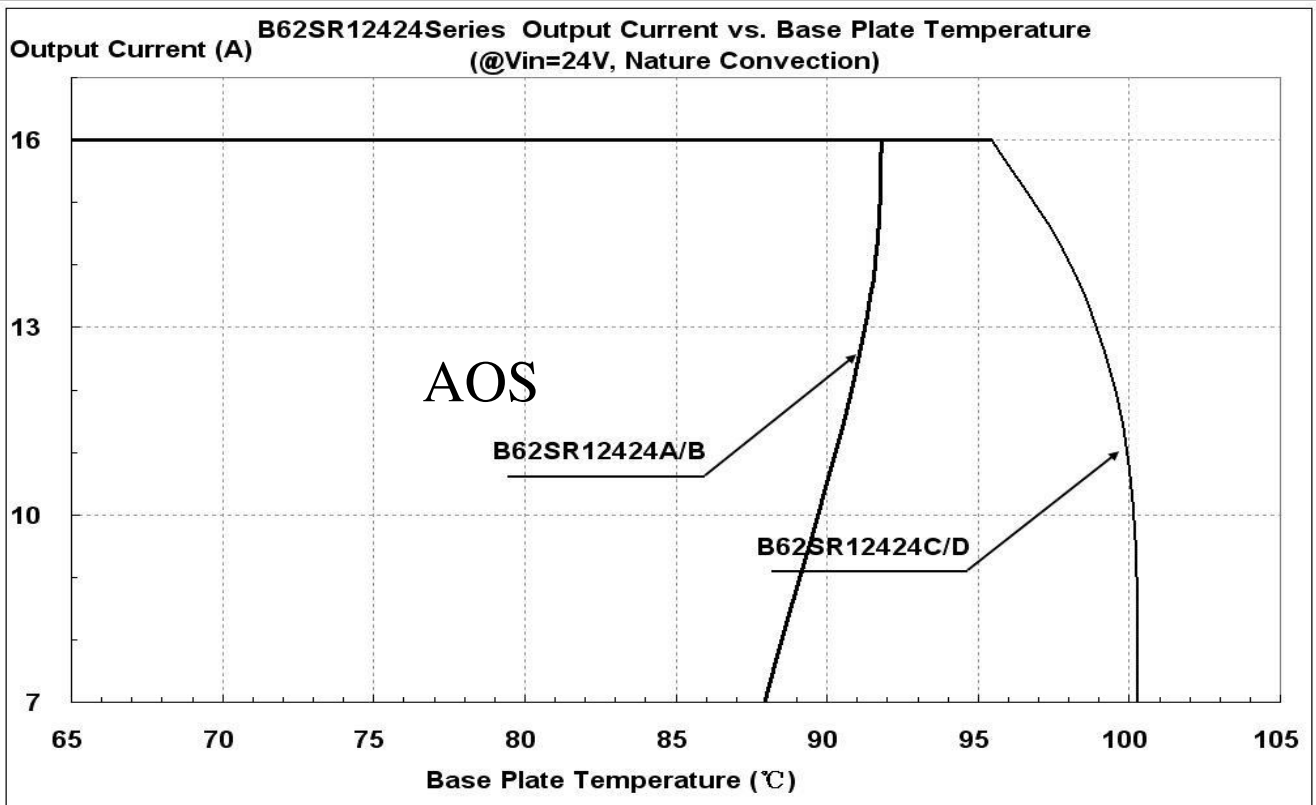


Figure 23: Output Current vs. Base Table temperature @ Vin=24V

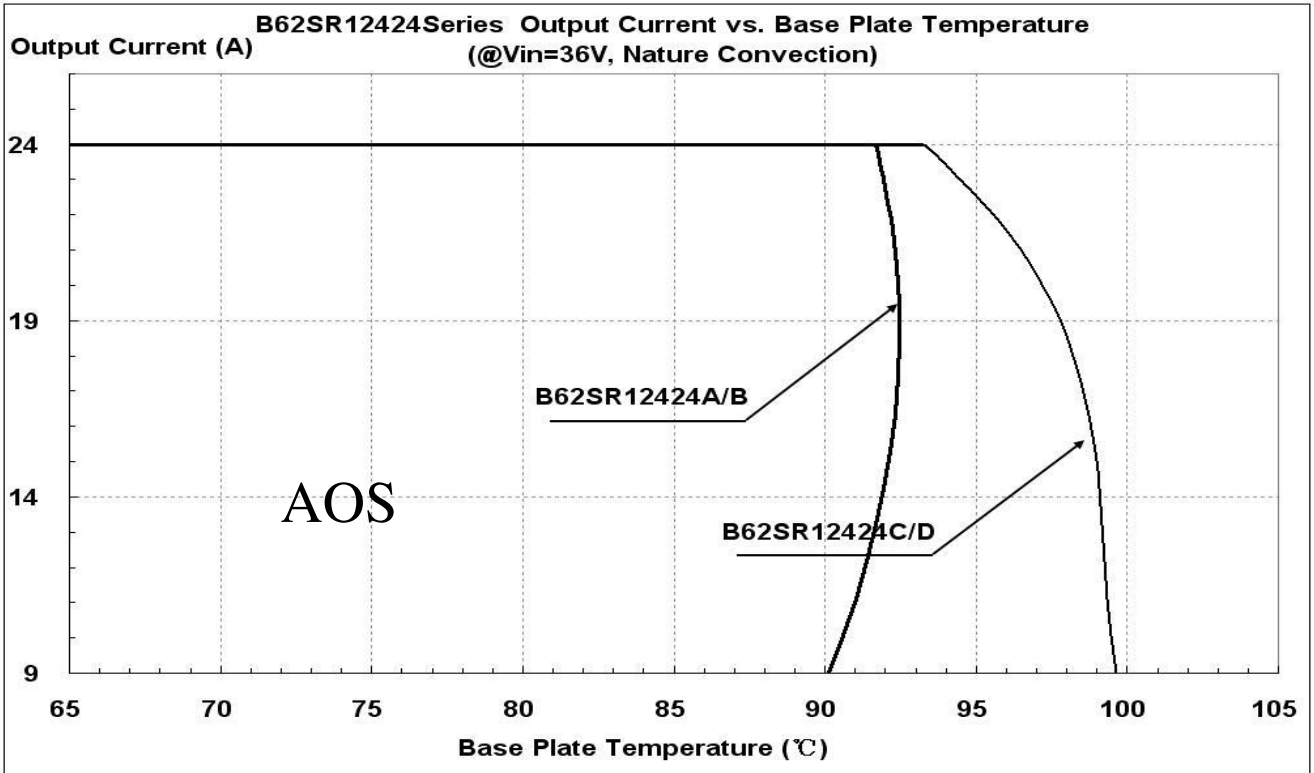


Figure 24: Output Current vs. Base Table temperature @ Vin=36V

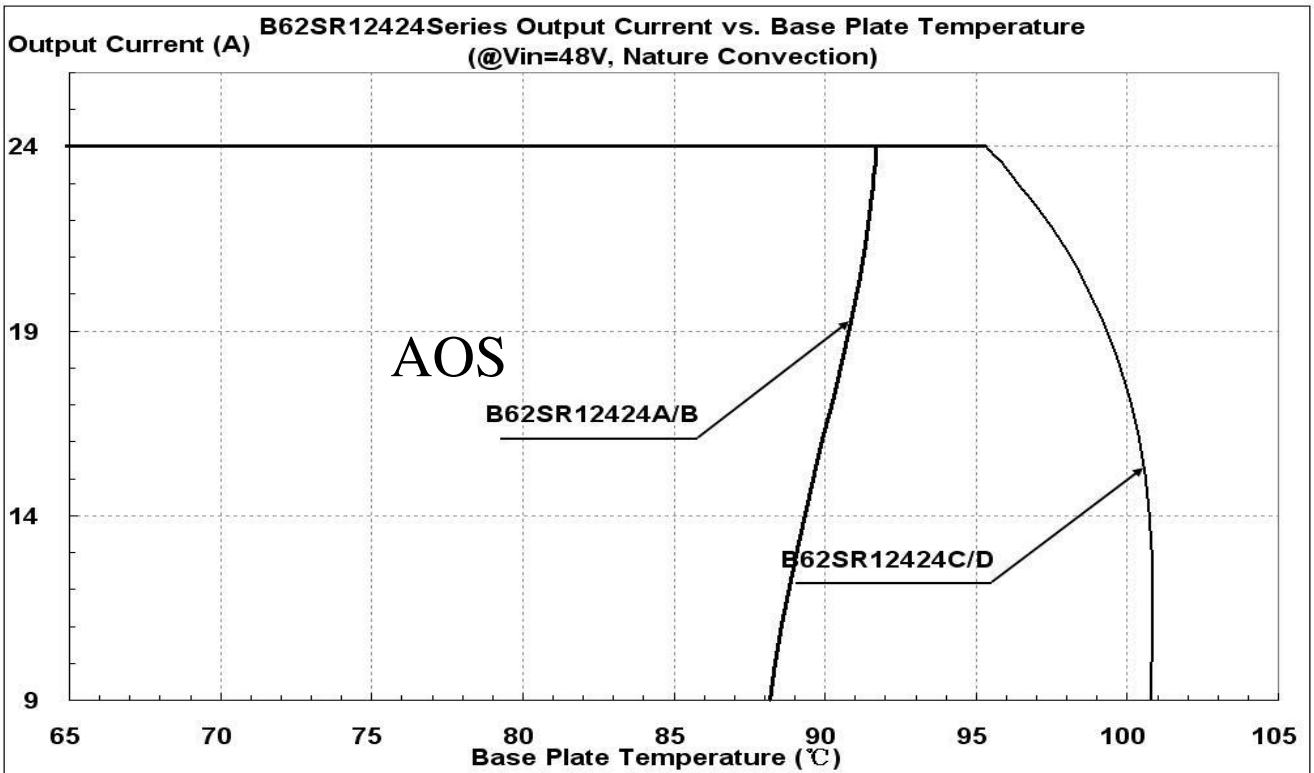


Figure 25: Output Current vs. Base Table temperature @ Vin=48V

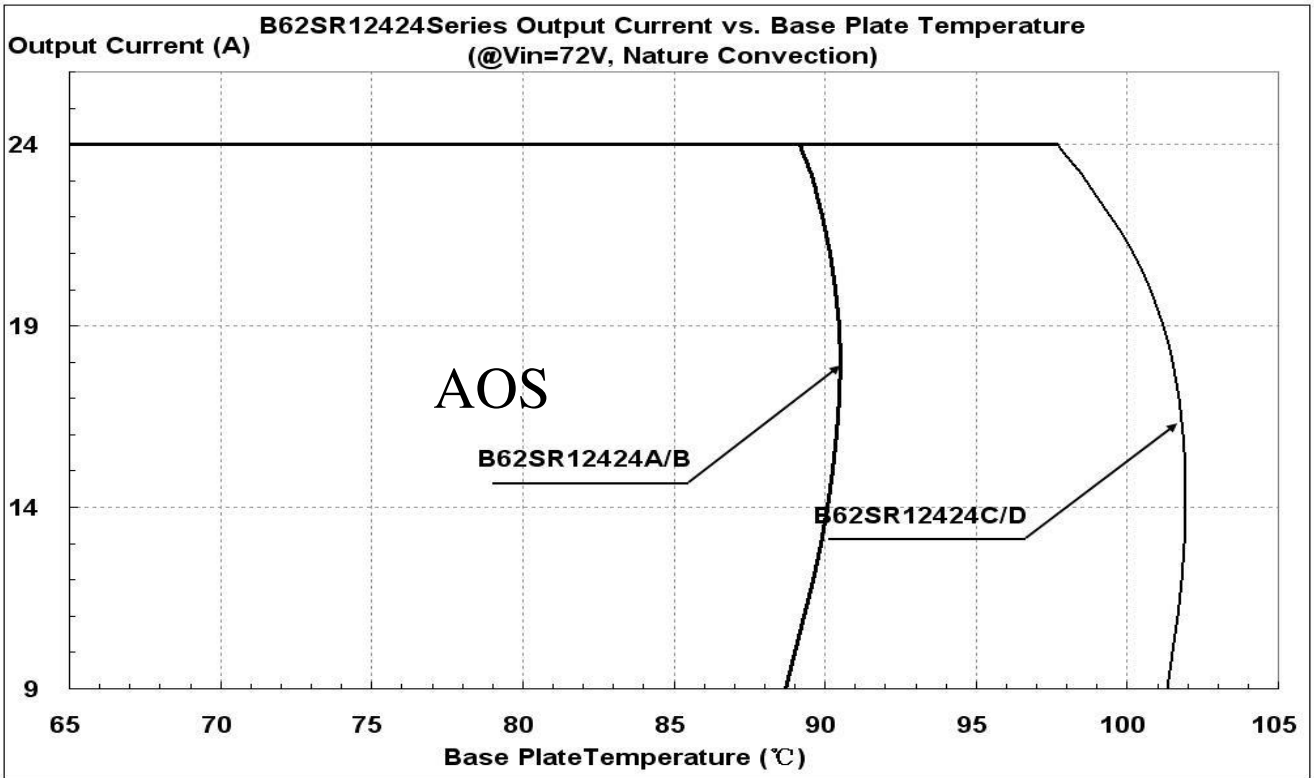


Figure 26: Output Current vs. Base Table temperature @ Vin=72V

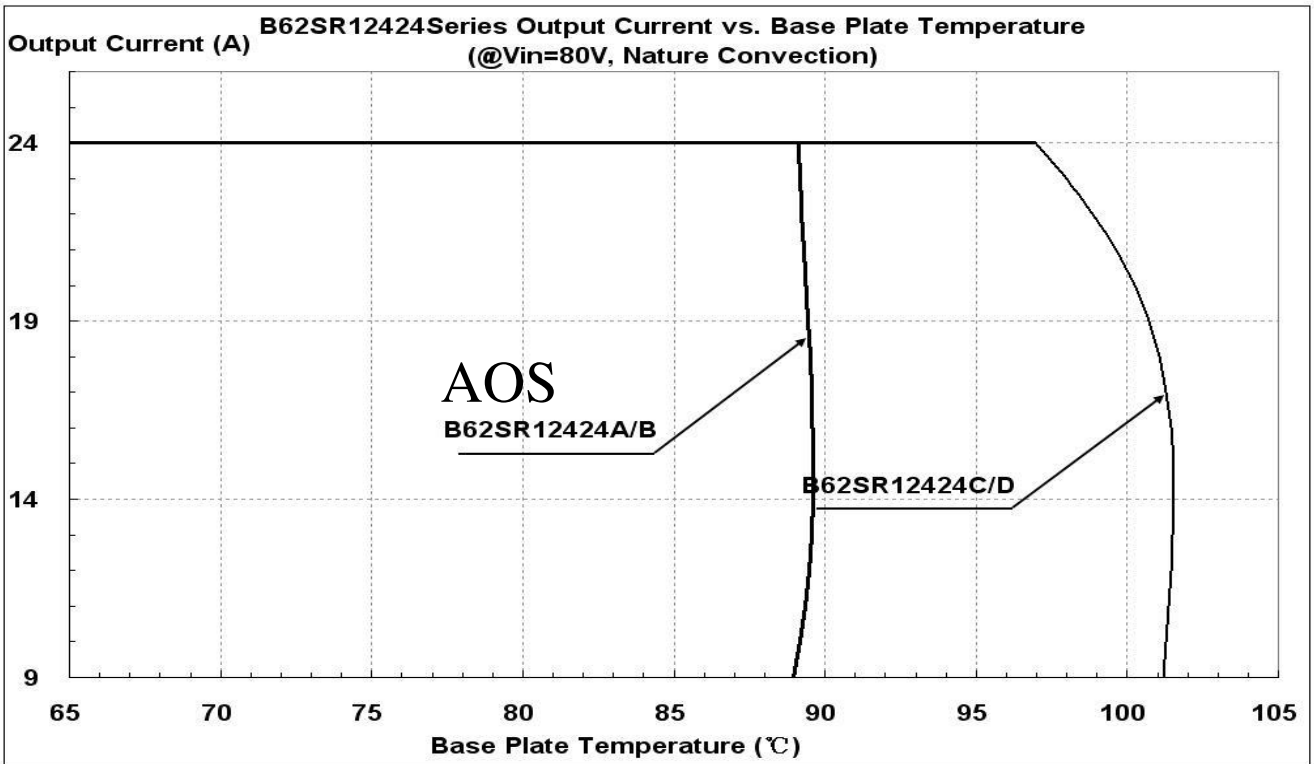
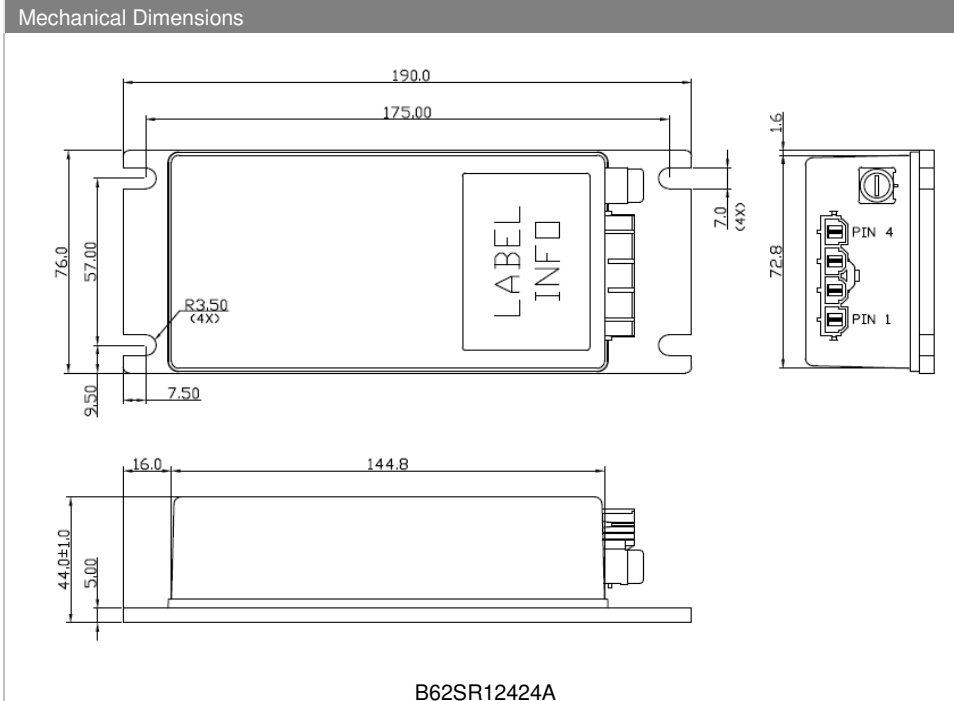


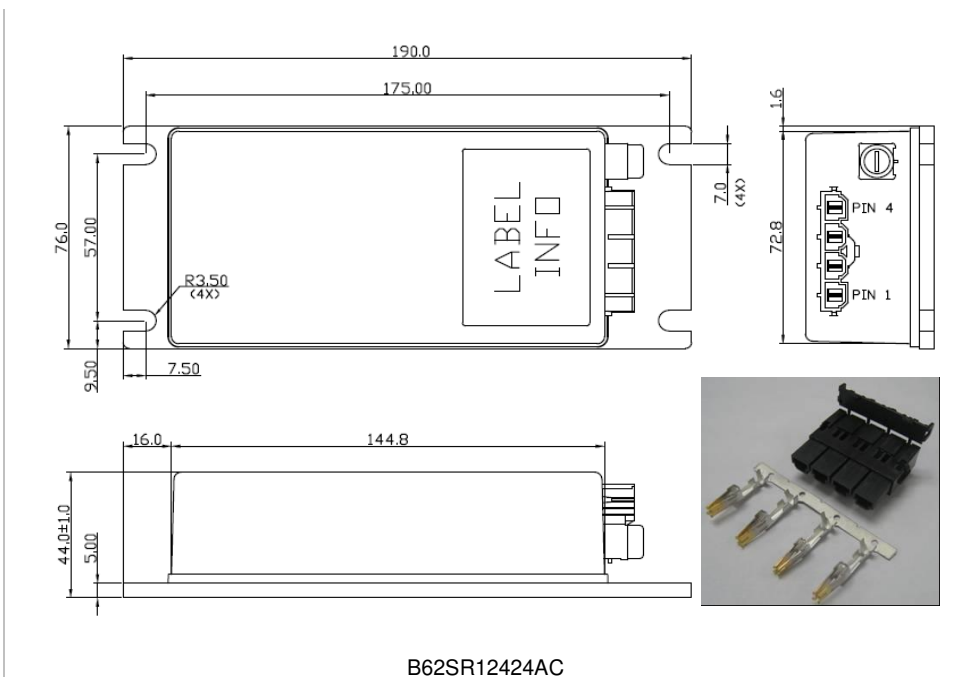
Figure 27: Output Current vs. Base Table temperature @ Vin=80V

## Mechanical Drawing



Pin Connections	
Pin	Function Description
1	OUTPUT -
2	OUTPUT +
3	INPUT -
4	INPUT +

- All dimensions in mm (inches)
- Tolerance: X.X±0.5 (X.XX±0.02)  
X.XX±0.25 ( X.XXX±0.010)
- Connector:  
MOLEX MINI-FIT Sr™ Header  
(MOLEX P/N :42819-4213)



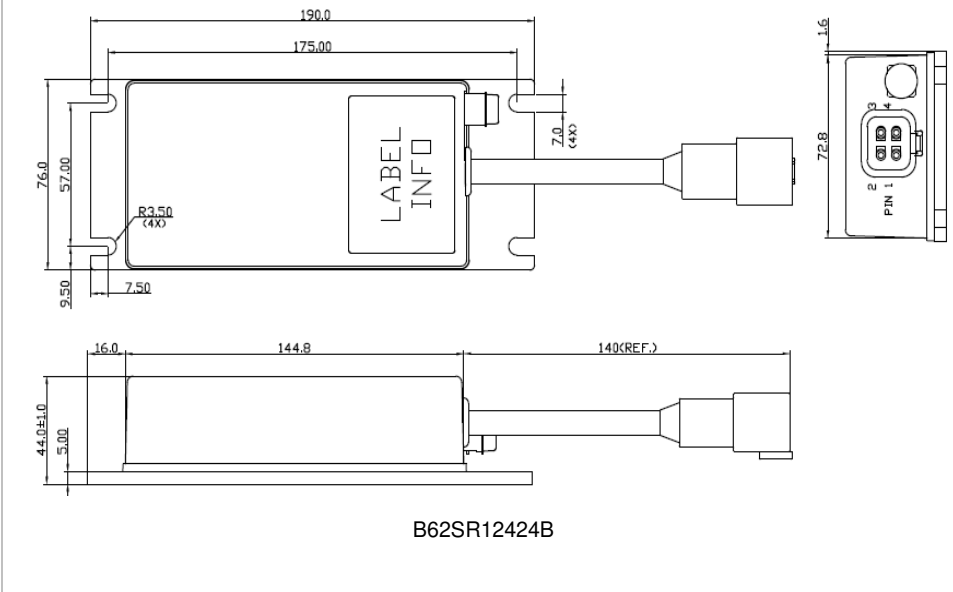
Pin	Function Description
1	OUTPUT -
2	OUTPUT +
3	INPUT -
4	INPUT +

- All dimensions in mm (inches)
- Tolerance: X.X±0.5 (X.XX±0.02)  
X.XX±0.25 ( X.XXX±0.010)
- Connector:  
MOLEX MINI-FIT Sr™ Header  
(MOLEX P/N :42819-4213)
- Connector kit :  
Housing: 42816-0412  
Terminal: 42815-0042

## Mechanical Drawing

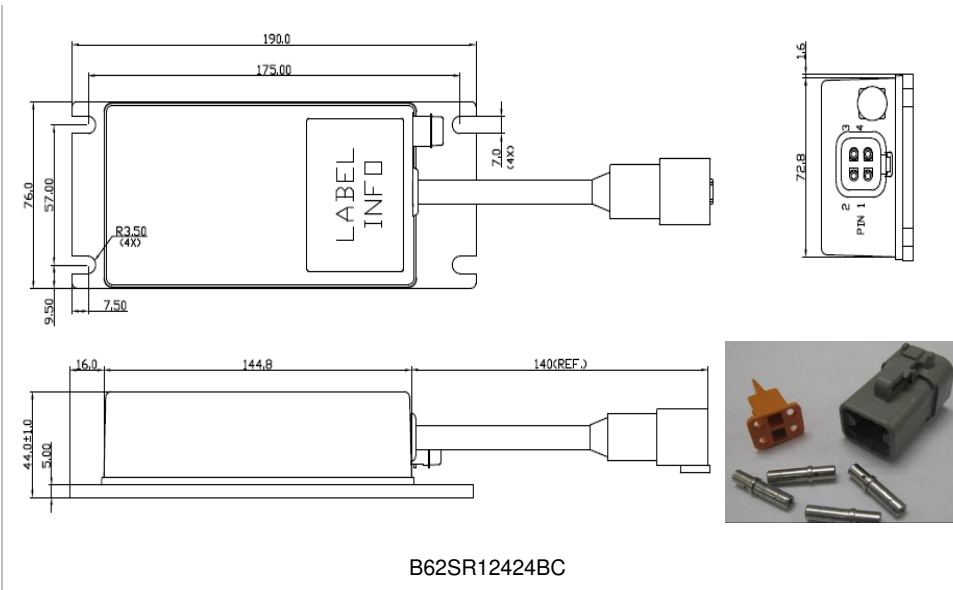
### Mechanical Dimensions

### Pin Connections



Pin	Function Description
1	OUTPUT -
2	OUTPUT +
3	INPUT -
4	INPUT +

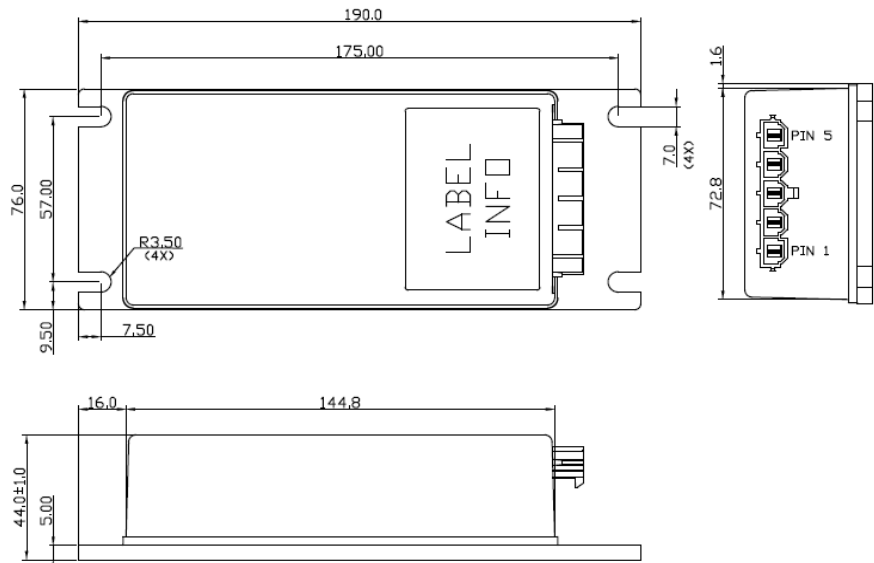
- All dimensions in mm (inches)
- Tolerance: X.X±0.5 (X.XX±0.02)  
X.XX±0.25 ( X.XXX±0.010)
- Connector:  
Deutsch DTP Receptacles  
(DEUTSCH P/N :DTP04-4P)

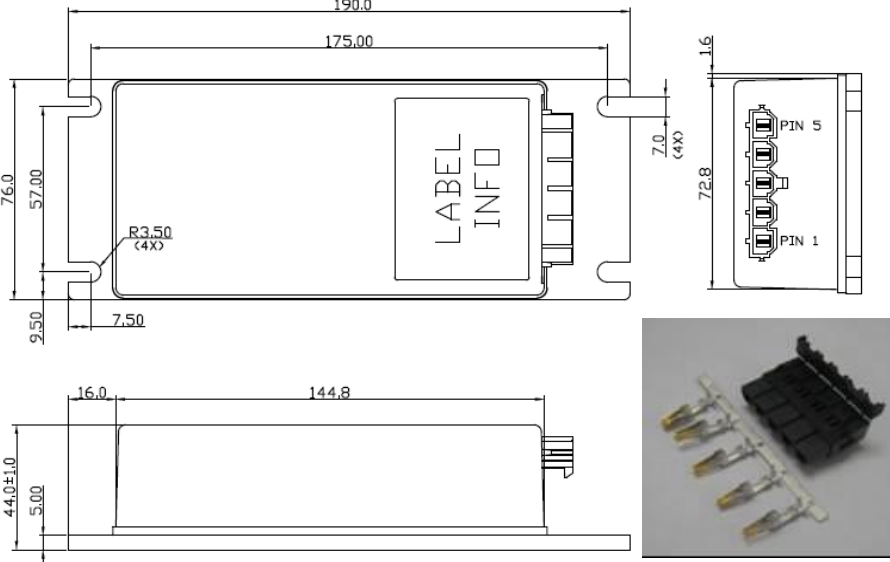


Pin	Function Description
1	OUTPUT -
2	OUTPUT +
3	INPUT -
4	INPUT +

- All dimensions in mm (inches)
- Tolerance: X.X±0.5 (X.XX±0.02)  
X.XX±0.25 ( X.XXX±0.010)
- Connector:  
Deutsch DTP Receptacles  
(DEUTSCH P/N :DTP04-4P)
- Connector kit :  
Housing: DTP06-4S  
Wedge lock: WP-4S  
Terminal: 0462-203-12141

## Mechanical Drawing

Mechanical Dimensions		Pin Connections	
 <p>Top view dimensions: 190.0 (total length), 175.0 (main body length), 76.0 (total height), 57.0 (main body height), 9.50 (bottom offset), 7.50 (bottom offset), R3.50 (4X) (corner radius).</p> <p>Side view dimensions: 16.0 (width), 144.8 (main body length), 44.0±1.0 (total height), 5.00 (main body height).</p> <p>Connector view dimensions: 7.0 (4X) (pin pitch), 1.6 (height), 72.8 (width).</p>		Pin	Function Description
		1	OUTPUT -
		2	OUTPUT +
		3	INPUT -
		4	INPUT +
5	ENABLE		
		<ul style="list-style-type: none"> <li>➤ All dimensions in mm (inches)</li> <li>➤ Tolerance: X.X±0.5 (X.XX±0.02) X.XX±0.25 (X.XXX±0.010)</li> <li>➤ Connector: MOLEX MINI-FIT Sr™ Header (MOLEX P/N :42819-5213)</li> </ul>	
B62SR12424C			

Mechanical Dimensions		Pin Connections	
 <p>Top view dimensions: 190.0 (total length), 175.0 (main body length), 76.0 (total height), 57.0 (main body height), 9.50 (bottom offset), 7.50 (bottom offset), R3.50 (4X) (corner radius).</p> <p>Side view dimensions: 16.0 (width), 144.8 (main body length), 44.0±1.0 (total height), 5.00 (main body height).</p> <p>Connector view dimensions: 7.0 (4X) (pin pitch), 1.6 (height), 72.8 (width).</p>		Pin	Function Description
		1	OUTPUT -
		2	OUTPUT +
		3	INPUT -
		4	INPUT +
5	ENABLE		
		<ul style="list-style-type: none"> <li>➤ All dimensions in mm (inches)</li> <li>➤ Tolerance: X.X±0.5 (X.XX±0.02) X.XX±0.25 (X.XXX±0.010)</li> <li>➤ Connector: MOLEX MINI-FIT Sr™ Header (MOLEX P/N :42819-5213)</li> <li>➤ Connector kit : Housing: 42816-0512 Terminal: 42815-0042</li> </ul>	
B62SR12424CC			







## Part Numbering System

B	62	S	R	124	24	A			C	
Form Factor	Input Voltage	Number of Outputs	Product Series	Output Voltage	Output Current	Option Code			Option Fitting	
B-Box	62 – 18V~106V	S – Single	R – Regular	124 – 12.4V	24 – 24A		With Built-in fuse holder	Enable pin	Sealed connector & fuse holder	Connector Kit
						A	YES	NO	NO	1xhousing+ 4 terminals
						B	YES	NO	YES	1xhousing+ 4 terminals
						C	NO	YES	NO	1xhousing+ 5 terminals
						D	NO	NO	NO	1xhousing+ 4 terminals

## Model List

Input Voltage Range	Input		Output		EFF @48VIN 100% LOAD
B62SR12424(A\B\C\D)	18V~106V	14A	12.4V	24A	88%

**CONTACT:** [www.deltaww.com/dcdc](http://www.deltaww.com/dcdc)

**USA:**

Telephone:  
East Coast: 978-656-3993  
West Coast: 510-668-5100  
Fax: (978) 656 3964

**Email:** [dcdc@deltaww.com](mailto:dcdc@deltaww.com)

**Europe:**

Phone: +31-20-655-0967  
Fax: +31-20-655-0999

**Asia & the rest of world:**

Telephone: +886 3 4526107  
ext 6220~6224  
Fax: +886 3 4513485

## WARRANTY

Delta offers a two (2) years limited warranty. Complete warranty information is listed on our web site or is available upon request from Delta.

Information furnished by Delta is believed to be accurate and reliable. However, no responsibility is assumed by Delta for its use, nor for any infringements of patents or other rights of third parties, which may result from its use. No license is granted by implication or otherwise under any patent or patent rights of Delta. Delta reserves the right to revise these specifications at any time, without notice.