



Chipsmall Limited consists of a professional team with an average of over 10 year of expertise in the distribution of electronic components. Based in Hongkong, we have already established firm and mutual-benefit business relationships with customers from,Europe,America and south Asia,supplying obsolete and hard-to-find components to meet their specific needs.

With the principle of “Quality Parts,Customers Priority,Honest Operation,and Considerate Service”,our business mainly focus on the distribution of electronic components. Line cards we deal with include Microchip,ALPS,ROHM,Xilinx,Pulse,ON,Everlight and Freescale. Main products comprise IC,Modules,Potentiometer,IC Socket,Relay,Connector.Our parts cover such applications as commercial,industrial, and automotives areas.

We are looking forward to setting up business relationship with you and hope to provide you with the best service and solution. Let us make a better world for our industry!



## Contact us

Tel: +86-755-8981 8866 Fax: +86-755-8427 6832

Email & Skype: info@chipsmall.com Web: www.chipsmall.com

Address: A1208, Overseas Decoration Building, #122 Zhenhua RD., Futian, Shenzhen, China





# **Inductors**

## Sample kits

Date: March 2008






## Sample kits

Whether for design-ins, testing or finding your way around – in daily development chores a ready accessible selection of samples is essential. We've composed a number of handy sample kits for you with the most common ratings.

Why not try them out?




Sample kit	Type	Inductance ratings	Ordering code
<b>SMT inductors</b>			
	SIMID 0603-C	nH 1.5 / 1.8 / 2.2 / 2.7 / 3.3 / 3.9 / 4.7 / 5.6 / 6.8 / 8.2 / 10 / 12 / 15 / 18 / 22 / 27 / 33 / 39 / 47 / 56 / 68 / 82 / 100 / 220	B82496X001
	SIMID 0805-F	nH 2.7 / 5.6 / 6.8 / 8.2 / 10 / 12 / 15 / 18 / 22 / 27 / 33 / 39 / 47 / 56 / 68 / 82 / 100 / 120 / 150 / 220 / 330 / 470 / 680 / 820	B82498X001
	SIMID 1210-T	μH 0.015 / 0.022 / 0.033 / 0.047 / 0.068 / 0.10 / 0.15 / 0.22 / 0.33 / 0.47 / 0.68 / 1.0 / 1.5 / 2.2 / 3.3 / 4.7 / 6.8 / 10 / 15 / 22 / 33 / 47 / 68 / 100	B82422X001





## Sample kits

Sample kit	Type	Inductance ratings	Ordering code
	SIMID 1210-100	$\mu\text{H}$ 0.015 / 0.022 / 0.033 / 0.047 / 0.068 / 0.10 / 0.15 / 0.22 / 0.33 / 0.47 / 0.68 / 1.0 / 1.5 / 2.2 / 3.3 / 4.7 / 6.8 / 10 / 15 / 22 / 33 / 47 / 68 / 100	B82422X100
	SIMID 1210-H	$\mu\text{H}$ 0.10 / 0.15 / 0.22 / 0.33 / 0.47 / 0.68 / 1 / 1.5 / 2.2 / 3.3 / 4.7 / 6.8 / 10 / 15 / 22 / 33 / 47 / 68 / 100 / 150 / 220 / 330 / 470 / 680	B82422X002
	SIMID 1812-T	$\mu\text{H}$ 1 / 1.5 / 1.8 / 2.2 / 3.3 / 3.9 / 4.7 / 6.8 / 8.2 / 10 / 15 / 18 / 22 / 33 / 39 / 47 / 68 / 100 / 150 / 220 / 330 / 470 / 680 / 1000	B82432X001
	SIMID 1812-C	$\mu\text{H}$ 1 / 1.5 / 1.8 / 2.2 / 3.3 / 3.9 / 4.7 / 6.8 / 8.2 / 10 / 15 / 18 / 22 / 33 / 39 / 47 / 68 / 100 / 150 / 220 / 330 / 470 / 680 / 1000	B82432X002
	SIMID 2220-A SIMID 2220-H	$\mu\text{H}$ 1 / 4.7 / 10 / 47 / 100 / 470 / 1000 / 4700 / 10 000 High-current values: 330 / 1000	B82442X001
<b>SMT power inductors</b>			
	B82462A4 B82462G4	$\mu\text{H}$ 1 / 1.5 / 2.2 / 3.3 / 4.7 / 6.8 / 10 / 15 / 22 / 33 / 47 / 68 / 100 / 150 / 220 / 330	B82462X004
	B82464A4 B82464G4	$\mu\text{H}$ 1 / 1.5 / 2.2 / 3.3 / 4.7 / 6.8 / 10 / 15 / 22 / 33 / 47 / 68 / 100 / 220 / 470 / 1000	B82464X004
	B82471A1/473A1/475A1; B82472G4/G6; B82476A1; B82477G2/G4; B82479A1/G1	$\mu\text{H}$ 10 / 22 / 47 / 100 / 220	B8247XX001



## Sample kits

Sample kit	Type	Inductance ratings	Ordering code
	B82559*A013	μH 0.5 / 0.95 / 1.1 / 1.4 / 2.2 / 2.4 / 3.0 / 3.9	B82559X001
	B82559*A025	0.44 / 1.25 / 2.3 / 2.9 / 4.35 / 6.1 / 7.9 / 10	B82559X002

## Chokes for data and signal lines

	B82789C0*/S0* CAN bus double choke	μH 11 / 22 / 51 / 100	B82789X001
	B82799 CAN bus double choke	μH 11 / 22 / 33 / 51 / 100 / 220 / 330 / 470	B82799X001
	B82793C0*/S0* Double choke (open design)	μH 11 / 25 / 51 / 470 / 1000 / 2200 / 4700	B82793X001
	B82790C0*/S0* Double choke (closed design)	μH 11 / 25 / 51 / 470 / 1000 / 2200 / 4700	B82790X001

## Chokes for power lines

	B82731M D core choke	mH 3.3 / 6.8 / 10 / 15 / 27 / 39 / 47	B82731X001
	B82731T E core choke	mH 3.3 / 6.8 / 10 / 15 / 27 / 39 / 47 / 68 / 100	B82731X002

## Cautions and warnings

- Please note the recommendations in our Inductors data book (latest edition) and in the data sheets.
  - Particular attention should be paid to the derating curves given there.
  - The soldering conditions should also be observed. Temperatures quoted in relation to wave soldering refer to the pin, not the housing.
- If the components are to be washed varnished it is necessary to check whether the washing varnish agent that is used has a negative effect on the wire insulation, any plastics that are used, or on glued joints. In particular, it is possible for washing varnish agent residues to have a negative effect in the long-term on wire insulation.
- The following points must be observed if the components are potted in customer applications:
  - Many potting materials shrink as they harden. They therefore exert a pressure on the plastic housing or core. This pressure can have a deleterious effect on electrical properties, and in extreme cases can damage the core or plastic housing mechanically.
  - It is necessary to check whether the potting material used attacks or destroys the wire insulation, plastics or glue.
  - The effect of the potting material can change the high-frequency behaviour of the components.
- Ferrites are sensitive to direct impact. This can cause the core material to flake, or lead to breakage of the core.
- Even for customer-specific products, conclusive validation of the component in the circuit can only be carried out by the customer.

## Important notes

The following applies to all products named in this publication:

1. Some parts of this publication contain **statements about the suitability of our products for certain areas of application**. These statements are based on our knowledge of typical requirements that are often placed on our products in the areas of application concerned. We nevertheless expressly point out **that such statements cannot be regarded as binding statements about the suitability of our products for a particular customer application**.

As a rule, EPCOS is either unfamiliar with individual customer applications or less familiar with them than the customers themselves. For these reasons, it is always ultimately incumbent on the customer to check and decide whether an EPCOS product with the properties described in the product specification is suitable for use in a particular customer application.

2. We also point out that **in individual cases, a malfunction of passive electronic components or failure before the end of their usual service life cannot be completely ruled out in the current state of the art, even if they are operated as specified**. In customer applications requiring a very high level of operational safety and especially in customer applications in which the malfunction or failure of a passive electronic component could endanger human life or health (e.g. in accident prevention or life-saving systems), it must therefore be ensured by means of suitable design of the customer application or other action taken by the customer (e.g. installation of protective circuitry or redundancy) that no injury or damage is sustained by third parties in the event of malfunction or failure of a passive electronic component.
3. **The warnings, cautions and product-specific notes must be observed.**
4. In order to satisfy certain technical requirements, **some of the products described in this publication may contain substances subject to restrictions in certain jurisdictions (e.g. because they are classed as hazardous)**. Useful information on this will be found in our Material Data Sheets on the Internet ([www.epcos.com/material](http://www.epcos.com/material)). Should you have any more detailed questions, please contact our sales offices.
5. We constantly strive to improve our products. Consequently, **the products described in this publication may change from time to time**. The same is true of the corresponding product specifications. Please check therefore to what extent product descriptions and specifications contained in this publication are still applicable before or when you place an order.

We also **reserve the right to discontinue production and delivery of products**. Consequently, we cannot guarantee that all products named in this publication will always be available.

The aforementioned does not apply in the case of individual agreements deviating from the foregoing for customer-specific products.

6. Unless otherwise agreed in individual contracts, **all orders are subject to the current version of the “General Terms of Delivery for Products and Services in the Electrical Industry” published by the German Electrical and Electronics Industry Association (ZVEI)**.
7. The trade names EPCOS, BAOKE, Alu-X, CeraDiode, CSSP, CTVS, DSSP, MiniBlue, MKK, MLSC, MotorCap, PCC, PhaseCap, PhaseMod, SIFERRIT, SIFI, SIKOREL, SilverCap, SIMDAD, SIMID, SineFormer, SIOV, SIP5D, SIP5K, ThermoFuse, WindCap are **trademarks registered or pending** in Europe and in other countries. Further information will be found on the Internet at [www.epcos.com/trademarks](http://www.epcos.com/trademarks).