



Chipsmall Limited consists of a professional team with an average of over 10 year of expertise in the distribution of electronic components. Based in Hongkong, we have already established firm and mutual-benefit business relationships with customers from,Europe,America and south Asia,supplying obsolete and hard-to-find components to meet their specific needs.

With the principle of "Quality Parts,Customers Priority,Honest Operation,and Considerate Service",our business mainly focus on the distribution of electronic components. Line cards we deal with include Microchip,ALPS,ROHM,Xilinx,Pulse,ON,Everlight and Freescale. Main products comprise IC,Modules,Potentiometer,IC Socket,Relay,Connector.Our parts cover such applications as commercial,industrial, and automotives areas.

We are looking forward to setting up business relationship with you and hope to provide you with the best service and solution. Let us make a better world for our industry!



Contact us

Tel: +86-755-8981 8866 Fax: +86-755-8427 6832

Email & Skype: info@chipsmall.com Web: www.chipsmall.com

Address: A1208, Overseas Decoration Building, #122 Zhenhua RD., Futian, Shenzhen, China



SMT current sense transformers

EE 5.0 core

Series/Type: **B82801B**
Date: August 2015

© EPCOS AG 2015. Reproduction, publication and dissemination of this publication, enclosures hereto and the information contained therein without EPCOS' prior express consent is prohibited.

EPCOS AG is a TDK Group Company.

Application

- Switching power supplies
- Feedback control
- Overload sensing
- Load drop/shut down detection

Features


- Very low DC resistance
- Different turns ratios
- Small package
- Other pinning on request
- RoHS compatible

Marking

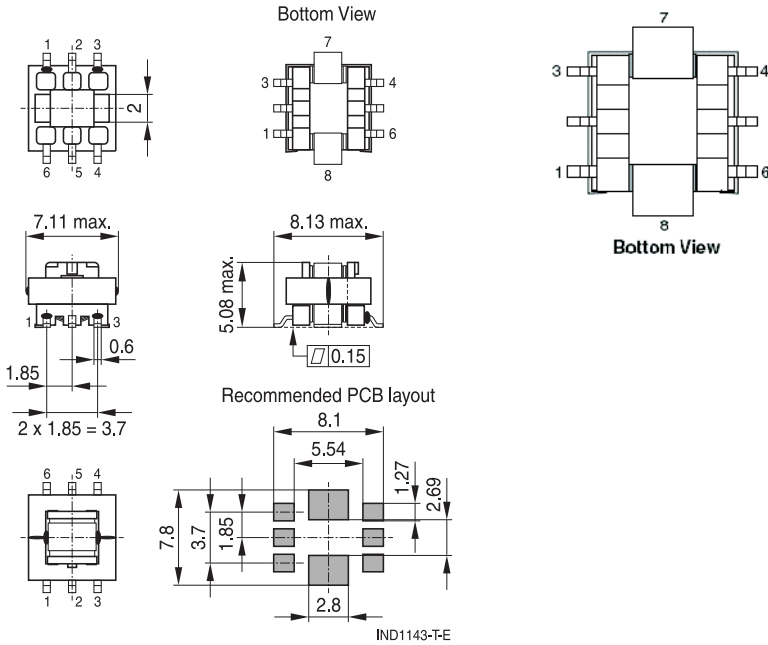
- Middle block of ordering code

Delivery mode and packing units

- 16 mm blister tape, 330 mm \varnothing reel
- Carton packaging
- Packing units: 900 pcs./reel;
7200 pcs./carton

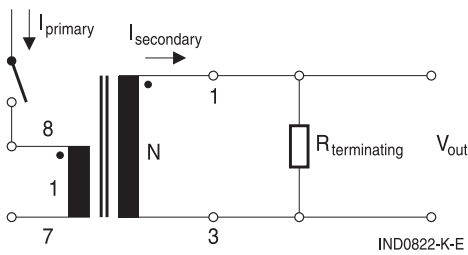


Dimensional drawing



Dimensions in mm

Application circuit and pinning



Technical data and measuring conditions

Frequency range	50 kHz ... 1 MHz
Hi-pot	1000 V AC, 50 Hz, 2 s (winding to winding)
Inductance L (1-3)	100 kHz, 100 mV, @ +25 °C
DC resistance R _{max}	Measured at +25 °C
Sensed current	The max. primary current of 20 A causes approx. +40 °C temperature rise
Solderability	≥ 99.9 Sn, lead-free. Or Sn96.5Ag3.0Cu0.5: +(245 ± 5) °C, (3 ± 0.3) s Wetting of soldering area ≥ 95% (to IEC 60068-2-58)
Resistance to soldering heat	+(260 ± 5) °C, (10 ± 1) s to IEC 60068-2-58
Storage conditions	-20 °C ... +40 °C, ≤ 75% RH (packaged)
Operating temperature range	-40 °C ... +125 °C
Weight	Approx. 0.4 g

$$B_{\max} = \frac{V_{\text{sense,max}} \cdot \delta_{\max}}{n_s \cdot A_e \cdot f_{\text{osc}}}$$

With:

B_{\max} Maximum magnetic flux density in the ferrite core of the current sense transformer
 $V_{\text{sense,max}}$ Maximum output voltage of the measurement signal
 δ_{\max} Maximum duty cycle
 n_s Number of turns of the secondary winding of the current sense transformer
 A_e Effective magnetic area of the ferrite core
 f_{osc} Operating frequency of the switching operator IC
 Typical value for A_e : $2.5 \times 10^{-6} \text{ m}^2$
 Typical B_{\max} : 200 mT

$$R_T = \frac{V_{\text{sense,max}} \cdot n_s}{I_{\text{prim,max}}}$$

With:

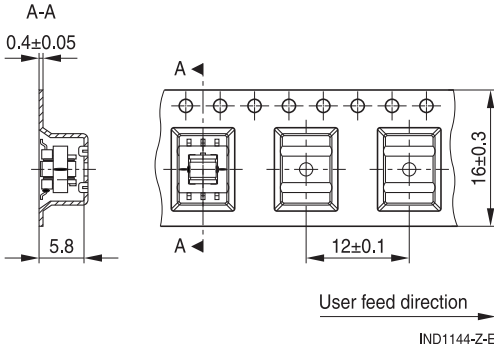
R_T Resistance of burden resistor
 $V_{\text{sense,max}}$ Maximum output voltage of the measurement signal
 n_s Number of turns on the secondary side of the CT
 $I_{\text{prim,max}}$ Maximum primary current (peak current)

Characteristics and ordering codes

L_{\min}	Turns ratio	DC resistance R_{\max} (m Ω)		Voltage- time product	Recomm. R_T	Ordering code
μH	$N_p : N_s$	primary	secondary	V \cdot μs	Ω	
80	1 : 20	0.6	400	10.0	20	B82801B0803A020
180	1 : 30	0.6	870	15.0	30	B82801B0184A030
320	1 : 40	0.6	1140	20.0	40	B82801B0324A040
500	1 : 50	0.6	1500	25.0	50	B82801B0504A050
720	1 : 60	0.6	1980	30.0	60	B82801B0724A060
980	1 : 70	0.6	3000	35.0	70	B82801B0984A070
2000	1 : 100	0.6	5500	50.0	100	B82801B0205A100
3000	1 : 125	0.6	6500	62.5	125	B82801B0305A125
8000	1 : 200	0.6	33240	100.0	200	B82801B0925A200

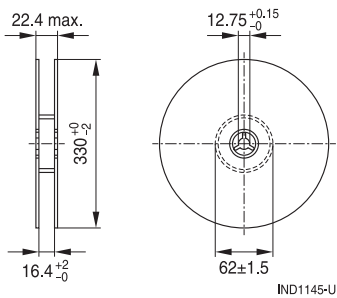
Taping and packing

Blister tape



Dimensions in mm

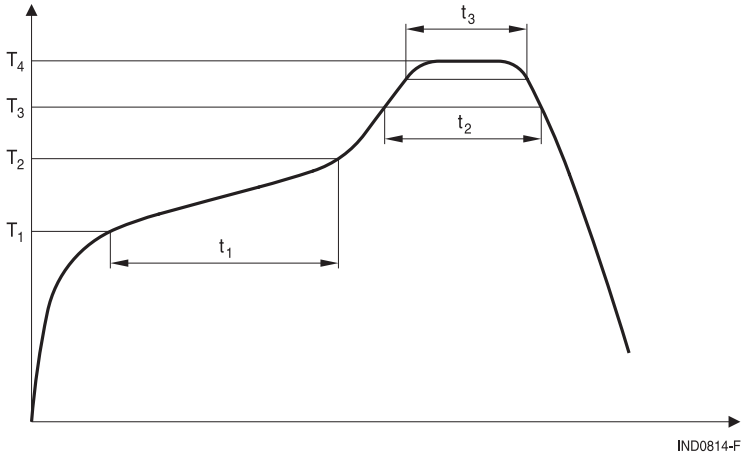
Reel



Dimensions in mm

Recommended reflow soldering curve

Pb-free solder material (based on JEDEC J-STD 020D)



T ₁ °C	T ₂ °C	T ₃ °C	T ₄ °C	T ₁ sec	T ₂ sec	T ₃ sec
150	200	217	245	<110	<90	20 ... 40

Max. time from +25 °C to T: 300 seconds

Max. 3 reflow cycles

Cautions and warnings

- Please note the recommendations in our Inductors data book (latest edition) and in the data sheets.
 - Particular attention should be paid to the derating curves given there.
 - The soldering conditions should also be observed. Temperatures quoted in relation to wave soldering refer to the pin, not the housing.
- If the components are to be washed varnished it is necessary to check whether the washing varnish agent that is used has a negative effect on the wire insulation, any plastics that are used, or on glued joints. In particular, it is possible for washing varnish agent residues to have a negative effect in the long-term on wire insulation. Washing processes may damage the product due to the possible static or cyclic mechanical loads (e.g. ultrasonic cleaning). They may cause cracks to develop on the product and its parts, which might lead to reduced reliability or lifetime.
- The following points must be observed if the components are potted in customer applications:
 - Many potting materials shrink as they harden. They therefore exert a pressure on the plastic housing or core. This pressure can have a deleterious effect on electrical properties, and in extreme cases can damage the core or plastic housing mechanically.
 - It is necessary to check whether the potting material used attacks or destroys the wire insulation, plastics or glue.
 - The effect of the potting material can change the high-frequency behaviour of the components.
- Ferrites are sensitive to direct impact. This can cause the core material to flake, or lead to breakage of the core.
- Even for customer-specific products, conclusive validation of the component in the circuit can only be carried out by the customer.

Display of ordering codes for EPCOS products

The ordering code for one and the same product can be represented differently in data sheets, data books, other publications and the website of EPCOS, or in order-related documents such as shipping notes, order confirmations and product labels. **The varying representations of the ordering codes are due to different processes employed and do not affect the specifications of the respective products.** Detailed information can be found on the Internet under www.epcos.com/orderingcodes.

Important notes

The following applies to all products named in this publication:

1. Some parts of this publication contain **statements about the suitability of our products for certain areas of application**. These statements are based on our knowledge of typical requirements that are often placed on our products in the areas of application concerned. We nevertheless expressly point out **that such statements cannot be regarded as binding statements about the suitability of our products for a particular customer application**. As a rule, EPCOS is either unfamiliar with individual customer applications or less familiar with them than the customers themselves. For these reasons, it is always ultimately incumbent on the customer to check and decide whether an EPCOS product with the properties described in the product specification is suitable for use in a particular customer application.
2. We also point out that **in individual cases, a malfunction of electronic components or failure before the end of their usual service life cannot be completely ruled out in the current state of the art, even if they are operated as specified**. In customer applications requiring a very high level of operational safety and especially in customer applications in which the malfunction or failure of an electronic component could endanger human life or health (e.g. in accident prevention or life-saving systems), it must therefore be ensured by means of suitable design of the customer application or other action taken by the customer (e.g. installation of protective circuitry or redundancy) that no injury or damage is sustained by third parties in the event of malfunction or failure of an electronic component.
3. **The warnings, cautions and product-specific notes must be observed.**
4. In order to satisfy certain technical requirements, **some of the products described in this publication may contain substances subject to restrictions in certain jurisdictions (e.g. because they are classed as hazardous)**. Useful information on this will be found in our Material Data Sheets on the Internet (www.epcos.com/material). Should you have any more detailed questions, please contact our sales offices.
5. We constantly strive to improve our products. Consequently, **the products described in this publication may change from time to time**. The same is true of the corresponding product specifications. Please check therefore to what extent product descriptions and specifications contained in this publication are still applicable before or when you place an order.

We also **reserve the right to discontinue production and delivery of products**. Consequently, we cannot guarantee that all products named in this publication will always be available. The aforementioned does not apply in the case of individual agreements deviating from the foregoing for customer-specific products.
6. Unless otherwise agreed in individual contracts, **all orders are subject to the current version of the "General Terms of Delivery for Products and Services in the Electrical Industry" published by the German Electrical and Electronics Industry Association (ZVEI)**.
7. The trade names EPCOS, Alu-X, CeraDiode, CeraLink, CeraPad, CeraPlas, CSMP, CSSP, CTVS, DeltaCap, DigiSiMic, DSSP, ExoCore, FilterCap, FormFit, LeaXield, MiniBlue, MiniCell, MKD, MKK, MotorCap, PCC, PhaseCap, PhaseCube, PhaseMod, PhiCap, PQSine, SIFERRIT, SIFI, SIKOREL, SilverCap, SIMDAD, SiMic, SIMID, SineFormer, SIOV, SIP5D, SIP5K, TFAP, ThermoFuse, WindCap are **trademarks registered or pending** in Europe and in other countries. Further information will be found on the Internet at www.epcos.com/trademarks.