



Chipsmall Limited consists of a professional team with an average of over 10 year of expertise in the distribution of electronic components. Based in Hongkong, we have already established firm and mutual-benefit business relationships with customers from,Europe,America and south Asia,supplying obsolete and hard-to-find components to meet their specific needs.

With the principle of “Quality Parts,Customers Priority,Honest Operation,and Considerate Service”,our business mainly focus on the distribution of electronic components. Line cards we deal with include Microchip,ALPS,ROHM,Xilinx,Pulse,ON,Everlight and Freescale. Main products comprise IC,Modules,Potentiometer,IC Socket,Relay,Connector.Our parts cover such applications as commercial,industrial, and automotives areas.

We are looking forward to setting up business relationship with you and hope to provide you with the best service and solution. Let us make a better world for our industry!



Contact us

Tel: +86-755-8981 8866 Fax: +86-755-8427 6832

Email & Skype: info@chipsmall.com Web: www.chipsmall.com

Address: A1208, Overseas Decoration Building, #122 Zhenhua RD., Futian, Shenzhen, China



DS104C2

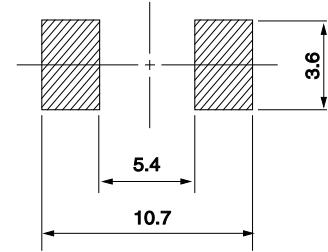
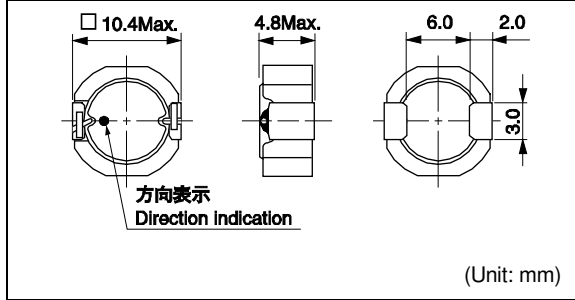

85
°C

RoHS

REACH

Inductance Range: 1.1~120μH

Recommended patterns
推荐焊盘尺寸



(Unit: mm)

FEATURES 特点

- 10.4mm Max. square and 4.8mm Max. height.
- Magnetically shielded construction and low DC resistance.
- Suitable for large current.
- Ideal for DC-DC converter inductor applications.
- Operating temperature : -40~+85°C
- 最大10.4毫米的平面，最大高度4.8毫米
- 磁性屏蔽结构和低直流电阻
- 适合大电流
- DC-DC转换器电感器的理想选择
- 使用温度范围：-40~+85°C

STANDARD PART NUMBERS 标准零件号码

TYPE DS104C2 (Quantity/reel; 500 PCS)

零件号码	电感值 ⁽¹⁾	公差	最大直流电阻 ⁽²⁾ (典型)	最大电感值减小电流 ⁽³⁾ (典型)	最大温度上升电流 ⁽³⁾ (典型)	
Part Number	Inductance ⁽¹⁾ (μH)	Tolerance (%)	DC Resistance ⁽²⁾ (mΩ) Max.(Typ.)	Inductance Decrease Current ⁽³⁾ (A) Max.(Typ.)		Temperature Rise Current ⁽³⁾ ΔT=40°C (A) Max.(Typ.)
				ΔL/L=10%	ΔL/L=30%	
#B952AS-H-1R1N=P3	1.1	±30	11 (9)	11.7 (15.6)	14.6 (19.5)	6.0 (7.6)
#B952AS-H-1R8N=P3	1.8	±30	14 (11)	8.7 (11.7)	10.9 (14.6)	5.4 (6.8)
#B952AS-H-2R7N=P3	2.7	±30	16 (13)	7.3 (9.7)	9.1 (12.2)	4.9 (6.2)
#B952AS-H-3R9N=P3	3.9	±30	18 (15)	5.8 (7.7)	7.3 (9.8)	4.6 (5.9)
#B952AS-H-5R1N=P3	5.1	±30	26 (21)	4.9 (6.6)	6.3 (8.4)	3.8 (4.7)
#B952AS-H-6R8N=P3	6.8	±30	35 (29)	4.5 (6.0)	5.6 (7.6)	3.1 (3.9)
#B952AS-H-8R2N=P3	8.2	±30	40 (33)	4.1 (5.6)	5.3 (7.1)	2.9 (3.7)
#B952AS-H-100M=P3	10	±20	44 (36)	3.6 (4.9)	4.6 (6.2)	2.7 (3.4)
#B952AS-H-120M=P3	12	±20	51 (42)	3.3 (4.5)	4.3 (5.7)	2.5 (3.2)
#B952AS-H-150M=P3	15	±20	62 (51)	3.1 (4.2)	4.0 (5.4)	2.3 (2.9)
#B952AS-H-180M=P3	18	±20	79 (66)	2.7 (3.6)	3.4 (4.6)	2.0 (2.5)
#B952AS-H-220M=P3	22	±20	87 (72)	2.4 (3.2)	3.1 (4.1)	1.9 (2.4)
#B952AS-H-270M=P3	27	±20	100 (82)	2.2 (3.0)	2.8 (3.8)	1.8 (2.3)
#B952AS-H-330M=P3	33	±20	125 (100)	2.0 (2.7)	2.5 (3.3)	1.6 (2.0)
#B952AS-H-390M=P3	39	±20	150 (125)	1.8 (2.5)	2.3 (3.1)	1.4 (1.8)
#B952AS-H-470M=P3	47	±20	175 (145)	1.7 (2.3)	2.2 (2.9)	1.3 (1.6)
#B952AS-H-560M=P3	56	±20	195 (160)	1.5 (2.0)	1.9 (2.6)	1.2 (1.5)
#B952AS-H-680M=P3	68	±20	240 (200)	1.3 (1.8)	1.6 (2.2)	1.1 (1.3)
#B952AS-H-820M=P3	82	±20	295 (245)	1.2 (1.7)	1.5 (2.1)	1.0 (1.2)
#B952AS-H-101M=P3	100	±20	380 (315)	1.1 (1.5)	1.4 (1.8)	0.9 (1.1)
#B952AS-H-121M=P3	120	±20	460 (380)	0.97 (1.3)	1.2 (1.6)	0.8 (1.0)

(1) Inductance is measured with a LCR meter 4284A (Agilent Technologies) or equivalent.
Test frequency at 100kHz

(2) DC resistance is measured with 34420A (Agilent Technologies) or 3541 (HIOKI). (Reference ambient temperature 25°C)

(3) Maximum allowable DC current is that which causes a 10% inductance reduction from the initial value, or coil temperature to rise by 40°C, whichever is smaller. (Reference ambient temperature: 20°C)

(1) LCR仪表4284A (Agilent技术)或者功能相同的仪器在100kHz下测试电感值。

(2) 通过数码万用表34420A (Agilent技术) 或者3541(HIOKI)测试直流电阻。(环境温度为25°C)

(3) 允许最大直流电的范围是以下两者中比较小的一个：引起电感值从最初值降低10%，或者线圈温度升高40°C。(参考周围环境温度20°C)。