



Chipsmall Limited consists of a professional team with an average of over 10 year of expertise in the distribution of electronic components. Based in Hongkong, we have already established firm and mutual-benefit business relationships with customers from,Europe,America and south Asia,supplying obsolete and hard-to-find components to meet their specific needs.

With the principle of “Quality Parts,Customers Priority,Honest Operation,and Considerate Service”,our business mainly focus on the distribution of electronic components. Line cards we deal with include Microchip,ALPS,ROHM,Xilinx,Pulse,ON,Everlight and Freescale. Main products comprise IC,Modules,Potentiometer,IC Socket,Relay,Connector.Our parts cover such applications as commercial,industrial, and automotives areas.

We are looking forward to setting up business relationship with you and hope to provide you with the best service and solution. Let us make a better world for our industry!



## Contact us

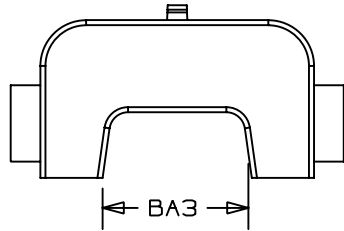
Tel: +86-755-8981 8866 Fax: +86-755-8427 6832

Email & Skype: info@chipsmall.com Web: www.chipsmall.com

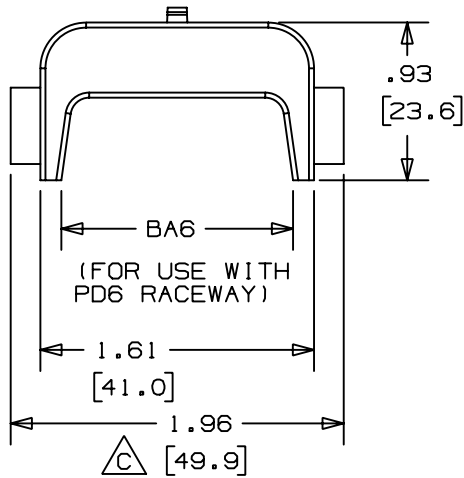
Address: A1208, Overseas Decoration Building, #122 Zhenhua RD., Futian, Shenzhen, China



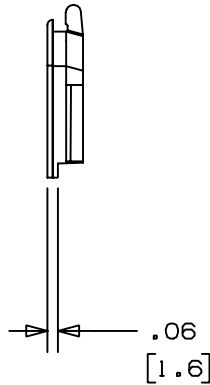
THIS COPY IS PROVIDED ON A RESTRICTED BASIS AND IS NOT TO BE USED IN ANY WAY DETRIMENTAL TO THE INTERESTS OF PANDUIT CORP.



(FOR USE WITH PD3 RACEWAY)



(FOR USE WITH PD6 RACEWAY)

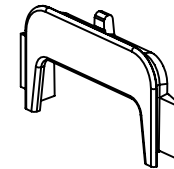
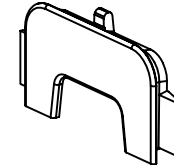


PANDUIT P/N	WEIGHT
BA3	.05 LB/10 PCS (20.3 g/10 PCS)
BA6	.04 LB/10 PCS (16.3 g/10 PCS)



NOTES:

1. SEE CURRENT CATALOG FOR ADDITIONAL PART SUFFIXES TO INDICATE COLOR AND OR PACKAGE QUANTITY.
2. TO BE USED WITH PD3 AND PD6 RACEWAYS ON JB1, JB2, JB1P, AND JB2P BOXES.
3. DIMENSIONS IN PARENTHESES ARE IN METRIC.



CAD FILENAME/LAYERS D35253BD\_BA3\_BA6\_02

PANDUIT CORP. TINLEY PARK, ILLINOIS

PD3 AND PD6 ADAPTER FOR LD10 BREAKOUT (BA3, BA6) CUSTOMER DRAWING

UNLESS OTHERWISE SPECIFIED, DIMENSIONAL TOLERANCES ARE:  
(.X) ± (.XXX) ± .015(.4)  
(.XX) ± .03(.8) ANGLES ±

UNLESS OTHERWISE SPECIFIED, ALL DIMENSIONS ARE GIVEN IN INCHES, THIRD ANGLE PROJECTION.

REV	DATE	BY	CHK	DESCRIPTION	ECN	CHK	CUST	SUP
2	8-6-98	DW	HIW	C. REV'D PART GEOMETRY; D. REV'D WEIGHTS. B. TITLE WAS BA3 AND BA6 RACEWAY ADAPTERS.	35253-03	HIW	HIW	
1	2-26-97	JBA	CEF	A. REV'D MATERIAL; WAS PVC.	35253-03	CEF		
R	2-2-96	DW	CEF	RELEASED TO PRODUCTION.	35253-03	CEF		

DRAWN BY DW	MAT'L: ABS/PC
DATE 2-2-96	
CHECKED BY CEF	

SCALE NONE	DWG A
DRAWING NO. 35253-03	SIZE A