



Chipsmall Limited consists of a professional team with an average of over 10 year of expertise in the distribution of electronic components. Based in Hongkong, we have already established firm and mutual-benefit business relationships with customers from,Europe,America and south Asia,supplying obsolete and hard-to-find components to meet their specific needs.

With the principle of "Quality Parts,Customers Priority,Honest Operation,and Considerate Service",our business mainly focus on the distribution of electronic components. Line cards we deal with include Microchip,ALPS,ROHM,Xilinx,Pulse,ON,Everlight and Freescale. Main products comprise IC,Modules,Potentiometer,IC Socket,Relay,Connector.Our parts cover such applications as commercial,industrial, and automotives areas.

We are looking forward to setting up business relationship with you and hope to provide you with the best service and solution. Let us make a better world for our industry!



Contact us

Tel: +86-755-8981 8866 Fax: +86-755-8427 6832


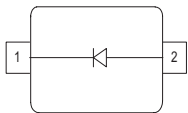
Email & Skype: info@chipsmall.com Web: www.chipsmall.com

Address: A1208, Overseas Decoration Building, #122 Zhenhua RD., Futian, Shenzhen, China



Silicon Tuning Diode

- For VHF TV tuners
- Very high capacitance ratio
- Low series resistance
- Excellent uniformity and matching due to "in-line" matching assembly procedure
- Pb-free (RoHS compliant) package


BB669
BB689
BB689-02V


Type	Package	Configuration	L_S (nH)	Marking
BB669	SOD323	single	1.8	red 1
BB689	SCD80	single	0.6	EE
BB689-02V	SC79	single	0.6	E

Maximum Ratings at $T_A = 25^\circ\text{C}$, unless otherwise specified

Parameter	Symbol	Value	Unit
Diode reverse voltage	V_R	30	V
Peak reverse voltage ($R \leq 5\text{k}\Omega$)	V_{RM}	35	
Forward current	I_F	20	mA
Operating temperature range	T_{op}	-55 ... 150	$^\circ\text{C}$
Storage temperature	T_{stg}	-55 ... 150	

Electrical Characteristics at $T_A = 25^\circ\text{C}$, unless otherwise specified

Parameter	Symbol	Values			Unit
		min.	typ.	max.	
DC Characteristics					
Reverse current	I_R				nA
$V_R = 30\text{ V}$		-	-	10	
$V_R = 30\text{ V}, T_A = 85^\circ\text{C}$		-	-	200	

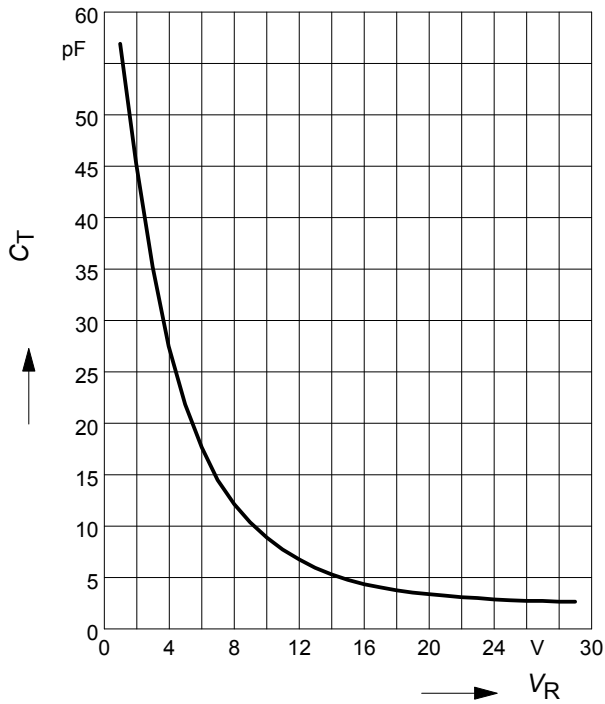
Electrical Characteristics at $T_A = 25^\circ\text{C}$, unless otherwise specified

Parameter	Symbol	Values			Unit
		min.	typ.	max.	
AC Characteristics					
Diode capacitance	C_T				pF
$V_R = 1\text{ V}, f = 1\text{ MHz}$		51	56.5	61.5	
$V_R = 2\text{ V}, f = 1\text{ MHz}$		39.6	43.4	47.2	
$V_R = 25\text{ V}, f = 1\text{ MHz}$		2.6	2.8	3	
$V_R = 28\text{ V}, f = 1\text{ MHz}$		2.5	2.7	2.9	
Capacitance ratio	C_{T1}/C_{T28}	18	20.9	23.2	-
$V_R = 1\text{ V}, V_R = 28\text{ V}, f = 1\text{ MHz}$					
Capacitance ratio	C_{T2}/C_{T25}	14.5	15.5	17	-
$V_R = 2\text{ V}, V_R = 25\text{ V}, f = 1\text{ MHz}$					
Capacitance matching ¹⁾	$\Delta C_T/C_T$	-	-	2	%
$V_R = 1 \dots 28\text{ V}, f = 1\text{ MHz}, 7\text{ diodes sequence}$					
Series resistance	r_S	-	0.85	1.2	Ω
$V_R = 8\text{ V}, f = 470\text{ MHz}$					
Series inductance	L_S	-	0.6	-	nH

¹For details please refer to Application Note 047

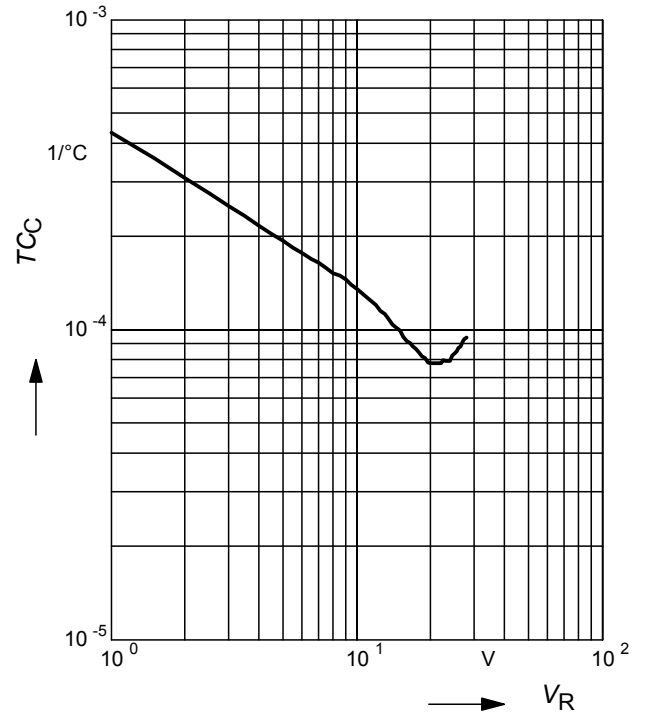
Diode capacitance $C_T = f(V_R)$

$f = 1\text{MHz}$



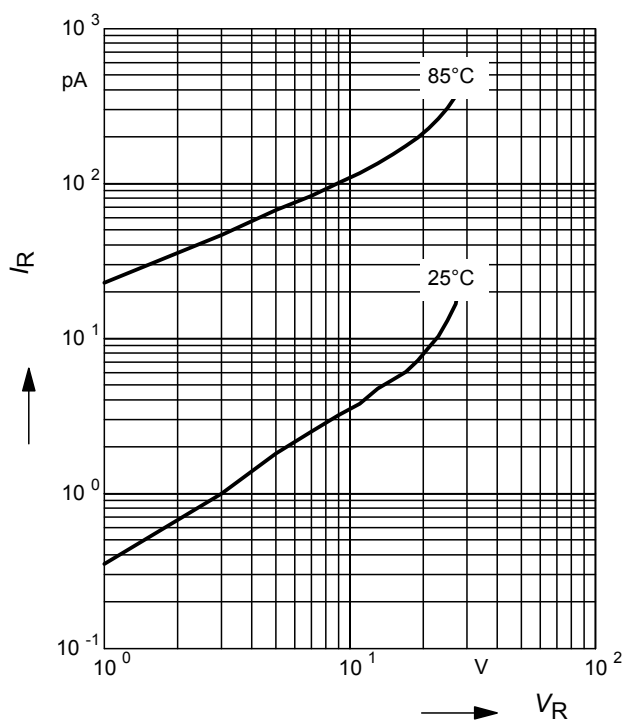
Temperature coefficient of the diode capacitance $T_{CC} = f(V_R)$

$T_{CC} = f(V_R)$

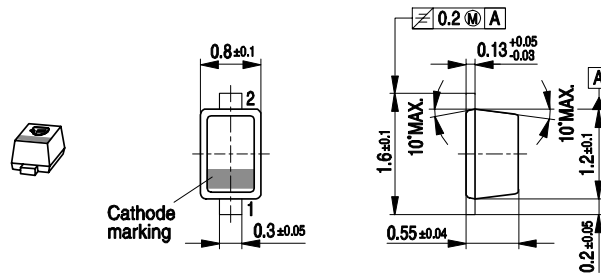


Reverse current $I_R = f(V_R)$

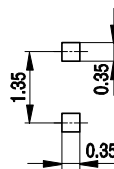
$T_A = \text{Parameter}$



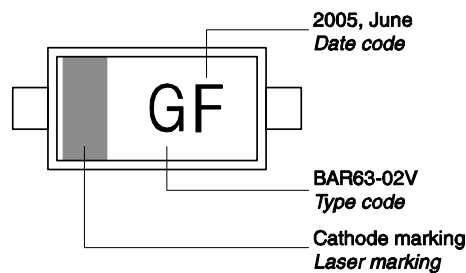
Package Outline



Foot Print

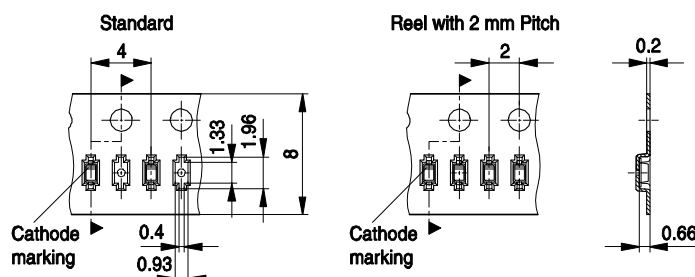


Marking Layout (Example)

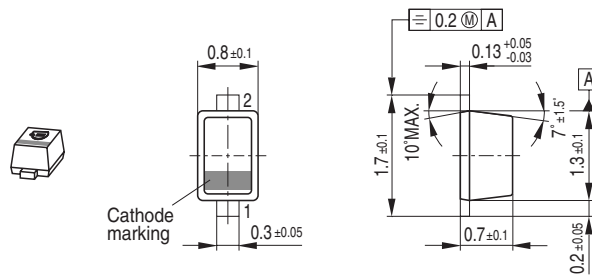


Standard Packing

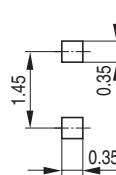
- Reel \varnothing 180 mm = 3.000 Pieces/Reel
- Reel \varnothing 180 mm = 8.000 Pieces/Reel (2 mm Pitch)
- Reel \varnothing 330 mm = 10.000 Pieces/Reel



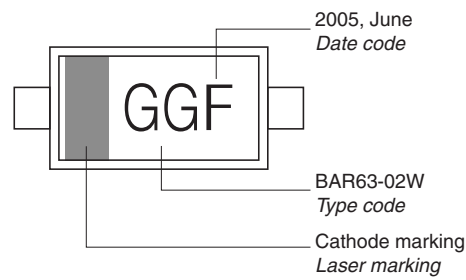
Package Outline



Foot Print

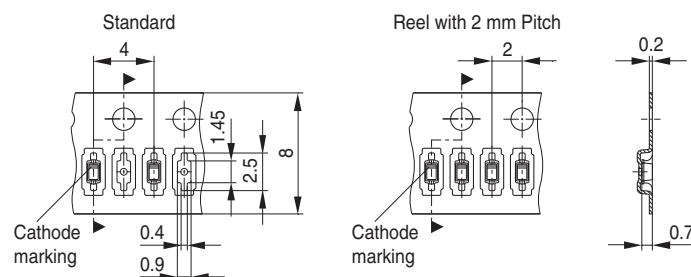


Marking Layout (Example)



Standard Packing

Reel \varnothing 180 mm = 3.000 Pieces/Reel
 Reel \varnothing 180 mm = 8.000 Pieces/Reel (2 mm Pitch)
 Reel \varnothing 330 mm = 10.000 Pieces/Reel

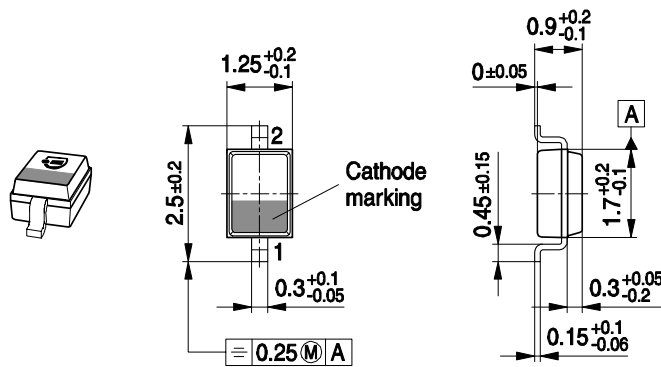


Date Code marking for discrete packages with one digit (SCD80, SC79, SC75¹⁾) CES-Code

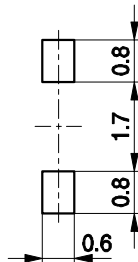
Month	2003	2004	2005	2006	2007	2008	2009	2010	2011	2012	2013	2014
01	a	p	A	P	a	p	A	P	a	p	A	P
02	b	q	B	Q	b	q	B	Q	b	q	B	Q
03	c	r	C	R	c	r	C	R	c	r	C	R
04	d	s	D	S	d	s	D	S	d	s	D	S
05	e	t	E	T	e	t	E	T	e	t	E	T
06	f	u	F	U	f	u	F	U	f	u	F	U
07	g	v	G	V	g	v	G	V	g	v	G	V
08	h	x	H	X	h	x	H	X	h	x	H	X
09	j	y	J	Y	j	y	J	Y	j	y	J	Y
10	k	z	K	Z	k	z	K	Z	k	z	K	Z
11	l	2	L	4	l	2	L	4	l	2	L	4
12	n	3	N	5	n	3	N	5	n	3	N	5

1) New Marking Layout for SC75, implemented at October 2005.

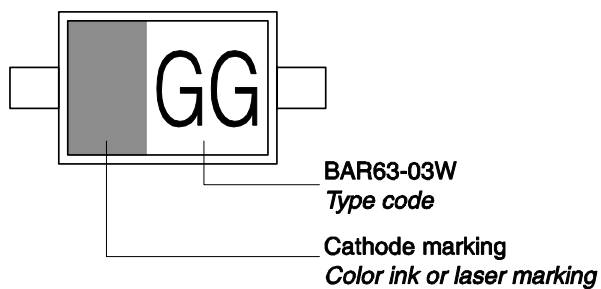
Package Outline



Foot Print

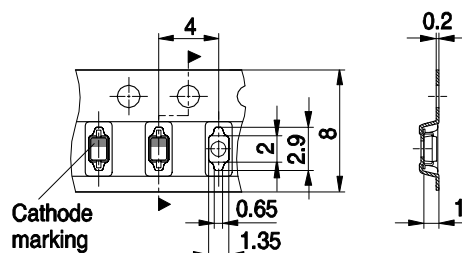


Marking Layout (Example)



Standard Packing

Reel ø180 mm = 3.000 Pieces/Reel
 Reel ø330 mm = 10.000 Pieces/Reel



Edition 2009-11-16

**Published by
Infineon Technologies AG
81726 Munich, Germany**

**© 2009 Infineon Technologies AG
All Rights Reserved.**

Legal Disclaimer

The information given in this document shall in no event be regarded as a guarantee of conditions or characteristics. With respect to any examples or hints given herein, any typical values stated herein and/or any information regarding the application of the device, Infineon Technologies hereby disclaims any and all warranties and liabilities of any kind, including without limitation, warranties of non-infringement of intellectual property rights of any third party.

Information

For further information on technology, delivery terms and conditions and prices, please contact the nearest Infineon Technologies Office (www.infineon.com).

Warnings

Due to technical requirements, components may contain dangerous substances. For information on the types in question, please contact the nearest Infineon Technologies Office.

Infineon Technologies components may be used in life-support devices or systems only with the express written approval of Infineon Technologies, if a failure of such components can reasonably be expected to cause the failure of that life-support device or system or to affect the safety or effectiveness of that device or system. Life support devices or systems are intended to be implanted in the human body or to support and/or maintain and sustain and/or protect human life. If they fail, it is reasonable to assume that the health of the user or other persons may be endangered.