



Chipsmall Limited consists of a professional team with an average of over 10 year of expertise in the distribution of electronic components. Based in Hongkong, we have already established firm and mutual-benefit business relationships with customers from,Europe,America and south Asia,supplying obsolete and hard-to-find components to meet their specific needs.

With the principle of “Quality Parts,Customers Priority,Honest Operation,and Considerate Service”,our business mainly focus on the distribution of electronic components. Line cards we deal with include Microchip,ALPS,ROHM,Xilinx,Pulse,ON,Everlight and Freescale. Main products comprise IC,Modules,Potentiometer,IC Socket,Relay,Connector.Our parts cover such applications as commercial,industrial, and automotives areas.

We are looking forward to setting up business relationship with you and hope to provide you with the best service and solution. Let us make a better world for our industry!



Contact us

Tel: +86-755-8981 8866 Fax: +86-755-8427 6832

Email & Skype: info@chipsmall.com Web: www.chipsmall.com

Address: A1208, Overseas Decoration Building, #122 Zhenhua RD., Futian, Shenzhen, China



UNLESS OTHERWISE NOTED
 DIMENSIONS ARE IN INCHES TOLERANCES ARE:
 ONE PLACE DECIMALS: ± .1 [3] THREE PLACE DECIMALS: ± .005 [.13]
 TWO PLACE DECIMALS: ± .01 [.3] FOUR PLACE DECIMALS: ± .0020 [.051] ANGLES ± 2°

ASSEMBLY INSTRUCTIONS

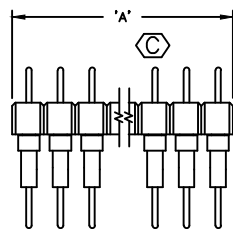
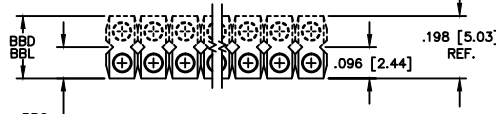
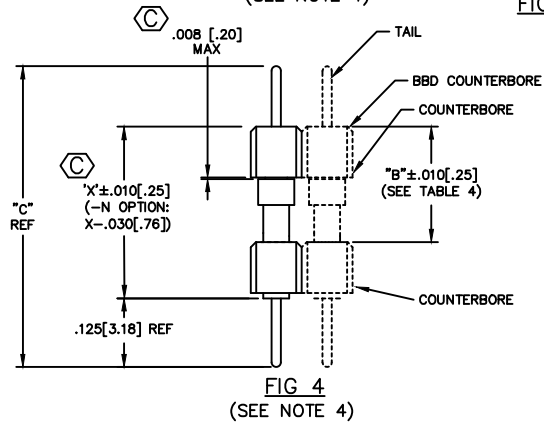
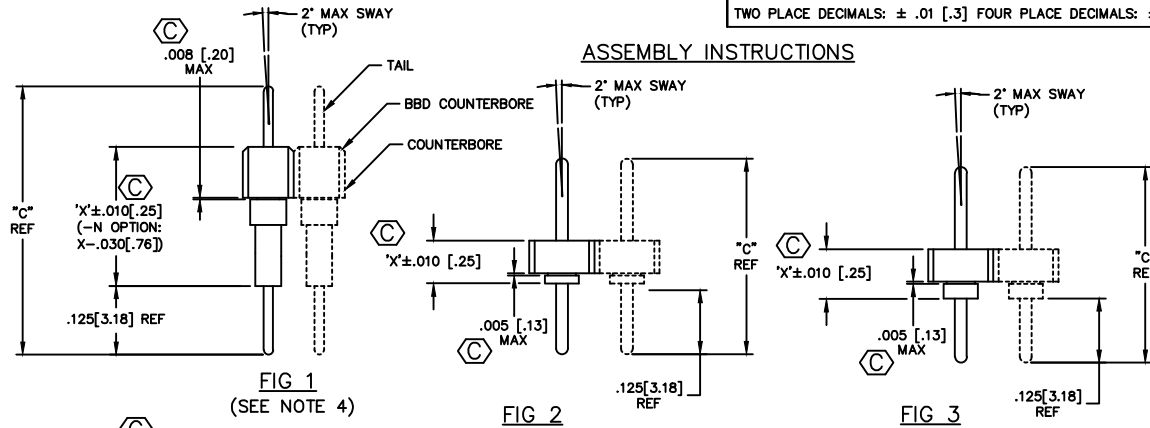


TABLE 5

BODY SPEC.	"A"
BBS, BBL	
BBD, BHS, BDL	

BXX-1XX-X-X-X

OPTION
 -N NON-FLUSH-LEAVE BLANK FOR STANDARD (USE BODY SPECIFIED IN TABLE 1) (SEE TABLE 4)
 TERMINAL SPECIFICATION (SEE TABLE 2)
 PLATING SPECIFICATION (SEE TABLE 2)
 -G: SPECIFY -G IN TERMINAL SUFFIX -X
 *T: SPECIFY -T IN TERMINAL SUFFIX -X
 **=INVALID WITH D & G TERMINAL SPEC

BODY SPECIFICATION (SEE TABLE 1)
 BODY STYLE
 BBS: SINGLE
 BBD: DOUBLE
 BBL: SINGLE, LOW PROFILE
 BDL: DOUBLE, LOW PROFILE
 BHS: SINGLE, HI-TEMP
 FOR ALL PLATING STYLES OTHER THAN -G PLATING

BODY LENGTH SPECIFICATION
 'A'=BBS: XX-MAX 32 POSITION
 'A'=BBL: XX-MAX 32 POSITION
 'A'=BHS: XX-MAX 36 POSITION (MUST BE CUT ON MULTI-CUTTER)
 'A'=BDL: XX-MAX 36 POSITION
 'A'=BBL: XX-MAX 36 POSITION

- NOTES:
- 1.) MIN PUSHOUT FORCE: 5 lbs FOR ALL EXCEPT BBL, FOR BBL: 2 lbs. MIN.
 - 2.) MAX ALLOWABLE BOW: .009 IN/IN TOP TO BOTTOM
 BBL: .020 IN/IN TOP TO BOTTOM
 - 3.) Ⓞ REPRESENTS A CRITICAL DIMENSION.
 - 4.) ON BBD STYLE FILL WITH COUNTERBORE TOWARD TAILS, ALL OTHER STYLES FILL COUNTERBORE AWAY FROM TAILS.
 - 5.) .005 MAX CUT FLASH, .012 MAX FLASH AT BREAK-OFF BAR LOCATION.

TABLE 4

TERMINAL SPEC.	"B"
-G	.320 [8.13]
-G-N	.290 [7.37]
-N	.410 [10.41]

TABLE 1

BODY SPECIFICATION			
BODY STYLE	BODY		
	STANDARD	-N OPTION	
BBS-	TBS-32	SSB-XX	
BBD-	DSB-36	DSB-XX	
BBL-	SSL-XX	N/A	
BDL-	HSDL-XX	N/A	
BHS-G (PLATING)	HTS-36-G	SSB-XX-U	
BHS-T (PLATING)	HTS-36-L	SSB-XX-U	

PACKAGING

TABLE 3
 (4 POSITION MIN)

BODY	LEAD STYLE	PACKAGING TUBE	PLUG
BHS	A	PT-1-24-01-24	TP-24
	B	PT-1-24-02-03	TP-24
	D	PT-1-24-02-04	TP-33
	C,G	PT-1-24-10-03	TP-33
BBS	A	PT-1-24-01-24	TP-24
	B	PT-1-24-02-03	TP-24
	D	PT-1-24-02-04	TP-33
	C,G	PT-1-24-10-03	TP-33
BBD	A	PT-1-24-01-22	TP-03
	B	PT-1-24-06-03	TP-07
	D	PT-1-24-08-03	TP-09
	C,G	PT-1-24-01-74	TP-07
BBL	A,B,C,D,G	PT-1-24-01-23	TP-12
	E, F	PT-SFM002-X2-S	TP-12
BDL	ALL	PT-1-24-01-14	TP-03

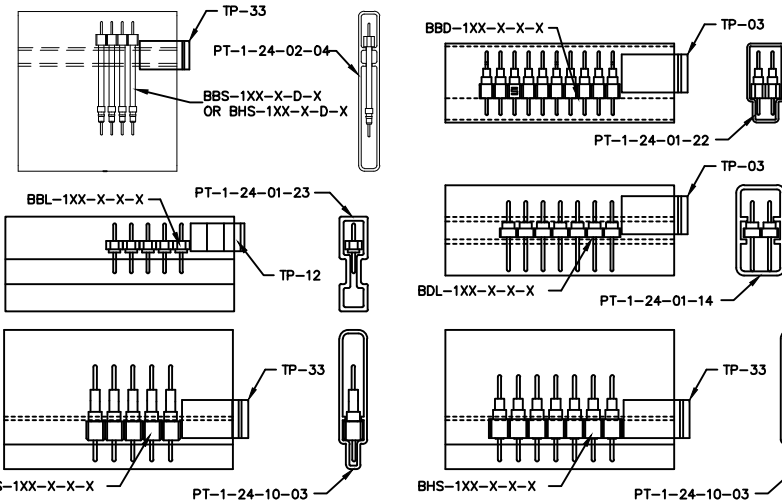


TABLE 2

TERMINAL SPECIFICATIONS

LEAD STYLE	BODY SPEC.			FIG	"C"	BODY SPEC.		
	BBS,BBD,BHS	"X"	"C"			BBL,BDL	"X"	FIG
A	T-1R14-1-X	.210 [5.35]	N/A	1	.460 [11.68]			
B	T-1R14-2-X	.335 [8.51]	N/A		.585 [14.86]			
C	T-1R14-3-X	.585 [14.86]	N/A		.835 [21.21]			
D	T-1R14-4-X	.835 [21.21]	N/A		1.085 [27.56]			
E	N/A		N/A			T-1R6-X	.070	2 .300 [7.62]
F	N/A		N/A			T-2R6-X	.085	3 .332 [8.43]
* G	T-1R14-5-X	.585 [14.86]	N/A	4	.835 [21.21]			

* = SEE NOTE 4

PROPRIETARY NOTE
 THE INFORMATION CONTAINED HEREIN IS THE PROPERTY OF SAMTEC CORPORATION AND IS TO BE USED ONLY FOR THE PURPOSES AND IN ACCORDANCE WITH THE TERMS AND CONDITIONS OF THE LICENSE AGREEMENT ENTERED INTO BETWEEN YOU AND SAMTEC CORPORATION.

MATERIAL:
 INSULATOR:
 GLASS FILLED POLYESTER
 COLOR: BLACK

TERMINAL:
 PHOSPHOR BRONZE OR BRASS

520 PARK EAST BLVD. NEW ALBANY, INDIANA 47150
 PHONE (812) 944-6733, P.O. BOX 1147
 CODE 55322

MADE BY: TY 2-18-85
 CHECKED BY: WILLIAMS 2-23-85

DESIGNED BY: WILLIAMS 2-23-85

ENGINEER APPROVAL

BXX-1XX-X-X-X
 SHEET 1 OF 1