



Chipsmall Limited consists of a professional team with an average of over 10 year of expertise in the distribution of electronic components. Based in Hongkong, we have already established firm and mutual-benefit business relationships with customers from,Europe,America and south Asia,supplying obsolete and hard-to-find components to meet their specific needs.

With the principle of “Quality Parts,Customers Priority,Honest Operation,and Considerate Service”,our business mainly focus on the distribution of electronic components. Line cards we deal with include Microchip,ALPS,ROHM,Xilinx,Pulse,ON,Everlight and Freescale. Main products comprise IC,Modules,Potentiometer,IC Socket,Relay,Connector.Our parts cover such applications as commercial,industrial, and automotives areas.

We are looking forward to setting up business relationship with you and hope to provide you with the best service and solution. Let us make a better world for our industry!



Contact us

Tel: +86-755-8981 8866 Fax: +86-755-8427 6832

Email & Skype: info@chipsmall.com Web: www.chipsmall.com

Address: A1208, Overseas Decoration Building, #122 Zhenhua RD., Futian, Shenzhen, China



FEATURES AND BENEFITS*

- DuraBlue™ Shock and Vibration Technology¹
- Up to 1,000,000 duty cycles or 10 year DC life
- High power and energy
- 650F to 3,000F capacitance range
- Threaded terminals or laser-weldable posts

TYPICAL APPLICATIONS

- High shock and vibration environments
- Automotive subsystems
- Wind turbine pitch control
- Hybrid vehicles
- Rail
- Heavy industrial equipment
- UPS & telecom systems



PRODUCT SPECIFICATIONS¹

ELECTRICAL	BCAP0650	BCAP1200	BCAP1500	BCAP2000	BCAP3000¹
Rated Voltage	2.70 V	2.70 V	2.70 V	2.70 V	2.70 V
Minimum Capacitance, initial ² , rated value	650 F	1,200 F	1,500 F	2,000 F	3,000 F
Maximum Capacitance, initial ²	780 F	1,440 F	1,800 F	2,400 F	3,600 F
Maximum ESR _{DC} , initial ² , rated value	0.8 mΩ	0.58 mΩ	0.47 mΩ	0.35 mΩ	0.29 mΩ

POWER & ENERGY	BCAP0650	BCAP1200	BCAP1500	BCAP2000	BCAP3000¹
Usable Specific Power, P _d ³	6.8 kW/kg	5.8 kW/kg	6.6 kW/kg	6.9 kW/kg	5.9 kW/kg
Impedance Match Specific Power, P _{max} ⁴	14 kW/kg	12 kW/kg	14 kW/kg	14 kW/kg	12 kW/kg
Specific Energy, E _{max} ⁵	4.1 Wh/kg	4.7 Wh/kg	5.4 Wh/kg	5.6 Wh/kg	6.0 Wh/kg
Stored Energy, E _{stored} ^{6,13}	0.66 Wh	1.22 Wh	1.52 Wh	2.03 Wh	3.04 Wh

SHOCK & VIBRATION	BCAP0650	BCAP1200	BCAP1500	BCAP2000	BCAP3000¹
Vibration Specification	ISO 16750-3, Table 14	ISO 16750-3, Table 14	ISO 16750-3, Table 14	ISO 16750-3, Table 14	ISO 16750-3, Tables 12 & 14
Shock Specification	SAE J2464	SAE J2464	SAE J2464	SAE J2464	SAE J2464 IEC 60068-2-27, -29

SAFETY	BCAP0650	BCAP1200	BCAP1500	BCAP2000	BCAP3000¹
Short Circuit Current, typical (Current possible with short circuit from rated voltage. Do not use as an operating current.)	3,400 A	4,700 A	5,700 A	7,700 A	9,300 A
Certifications	UL810a, RoHS, REACH	UL810a, RoHS, REACH	UL810a, RoHS, REACH	UL810a, RoHS, REACH	UL810a, RoHS, REACH

THERMAL	BCAP0650	BCAP1200	BCAP1500	BCAP2000	BCAP3000¹
Thermal Resistance (R _{ca} , Case to Ambient), typical	6.5°C/W	5.3°C/W	4.5°C/W	3.8°C/W	3.2°C/W
Thermal Capacitance (C _{th}), typical	190 J/°C	300 J/°C	320 J/°C	410 J/°C	600 J/°C
Maximum Continuous Current (ΔT = 15°C) ⁷	54 A _{RMS}	70 A _{RMS}	84 A _{RMS}	110 A _{RMS}	130 A _{RMS}
Maximum Continuous Current (ΔT = 40°C) ⁷	88 A _{RMS}	110 A _{RMS}	140 A _{RMS}	170 A _{RMS}	210 A _{RMS}

*Results may vary. Additional terms and conditions, including the limited warranty, apply at the time of purchase. See the warranty details for applicable operating and use requirements.

TYPICAL CHARACTERISTICS

TEMPERATURE

Operating temperature
(Cell case temperature)

Minimum	-40°C	-40°C	-40°C	-40°C	-40°C
Maximum	65°C	65°C	65°C	65°C	65°C

ELECTRICAL

	BCAP0650	BCAP1200	BCAP1500	BCAP2000	BCAP3000 ¹
Leakage Current at 25°C, maximum ⁸	1.5 mA	2.7 mA	3.0 mA	4.2 mA	5.2 mA
Absolute Maximum Voltage ⁹	2.85 V	2.85 V	2.85 V	2.85 V	2.85 V
Absolute Maximum Current	680 A	930 A	1150 A	1500 A	1900 A

LIFE

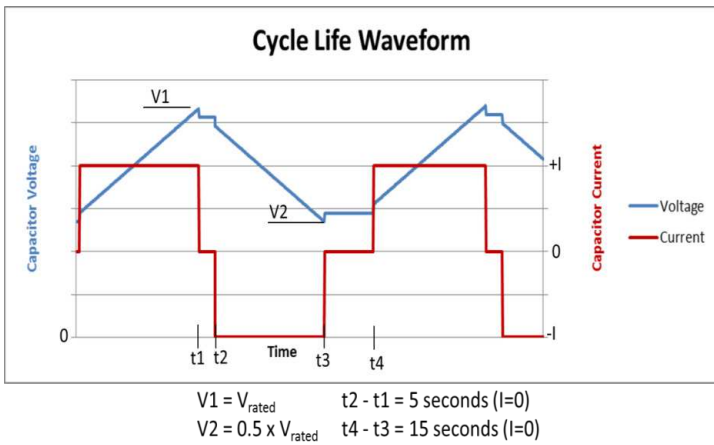
DC Life at High Temperature ² (held continuously at Rated Voltage and Maximum Operating Temperature)	1,500 hours	1,500 hours	1,500 hours	1,500 hours	1,500 hours
Capacitance Change (% decrease from rated value)	20%	20%	20%	20%	20%
ESR Change (% increase from rated value)	100%	100%	100%	100%	100%
Projected DC Life at 25°C ² (held continuously at Rated Voltage)	10 years	10 years	10 years	10 years	10 years
Capacitance Change (% decrease from rated value)	20%	20%	20%	20%	20%
ESR Change (% increase from rated value)	100%	100%	100%	100%	100%
Projected Cycle Life at 25°C ^{2,10,11}	1,000,000 cycles	1,000,000 cycles	1,000,000 cycles	1,000,000 cycles	1,000,000 cycles
Capacitance Change (% decrease from rated value)	20%	20%	20%	20%	20%
ESR Change (% increase from rated value)	100%	100%	100%	100%	100%
Shelf Life (Stored uncharged at ±10°C)	4 years	4 years	4 years	4 years	4 years

PHYSICAL

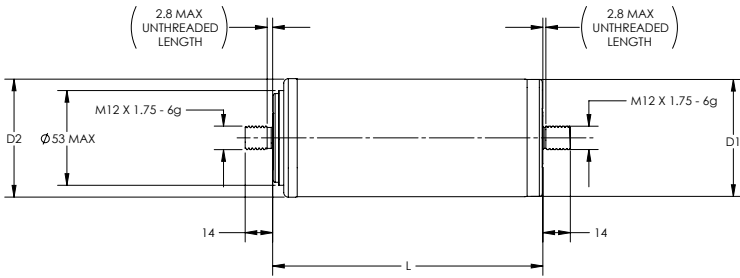
Mass, typical	160 g	260 g	280 g	360 g	510 g
Terminals	Threaded ¹² or Weldable	Threaded ¹² or Weldable	Threaded ¹² or Weldable	Threaded ¹² or Weldable	Threaded ¹² or Weldable

NOTES

1. Only BCAP3000 currently has DuraBlue™ technology.
2. Capacitance and ESR_{DC} measured using 65 A for BCAP0650, 75 A for BCAP1200 and 100 A test current for all other cells. All tests made at 25°C per document number 1007239 available at maxwell.com.
3. Per IEC 62391-2, $P_d = \frac{0.12V^2}{ESR_{DC} \times \text{mass}}$
4. $P_{\text{max}} = \frac{V^2}{4 \times ESR_{DC} \times \text{mass}}$
5. $E_{\text{max}} = \frac{\frac{1}{2} CV^2}{3,600 \times \text{mass}}$
6. $E_{\text{stored}} = \frac{\frac{1}{2} CV^2}{3,600}$
7. $\Delta T = I_{RMS}^2 \times ESR \times R_{ca}$
8. After 72 hours at rated voltage. Initial leakage current can be higher.
9. Absolute maximum voltage, non-repeated. Not to exceed 1 second.
10. Cycle using specified test current per waveform below.
11. Cycle life varies depending upon application-specific characteristics. Actual results will vary.
12. Maximum Torque is 14 Nm.
13. Per United Nations material classification UN3499, all Maxwell ultracapacitors have less than 10 Wh capacity to meet the requirements of Special Provisions 361. When packaged according to the regulation, both individual ultracapacitors and modules composed of those ultracapacitors shipped by Maxwell can be transported without being treated as dangerous goods (hazardous materials).



BCAPXXXX P270 K04



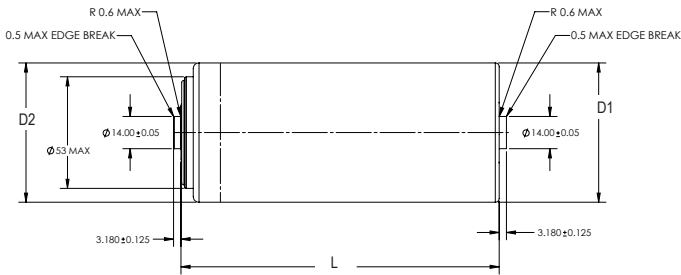
MOUNTING RECOMMENDATIONS

Do not reverse polarity. Please refer to document number 1016419, available at maxwell.com for welding recommendations.

MARKINGS

Products are marked with the following information: Rated capacitance, rated voltage, product number, name of manufacturer, positive terminal, warning marking, serial number.

BCAPXXXX P270 K05



Part Description	Dimensions (mm)			Package Quantity
	L (±0.3mm)	D1 (±0.2mm)	D2 (±0.7mm)	
BCAP0650 P270 K04/05	51.5	60.4	60.7	30
BCAP1200 P270 K04/05	74	60.4	60.7	30
BCAP1500 P270 K04/05	85	60.4	60.7	30
BCAP2000 P270 K04/05	102	60.4	60.7	15
BCAP3000 P270 K04/05	138	60.4	60.7	15

Product dimensions are for reference only unless otherwise identified. Product dimensions and specifications may change without notice. Please contact Maxwell Technologies directly for any technical specifications critical to application. All products featured on this datasheet are covered by the following U.S. patents and their respective counterparts: 6643119, 7295423, 7342770, 7352558, 7384433, 7440258, 7492571, 7508651, 7580243, 7791860, 7791861, 7859826, 7883553, 7935155, 8072734, 8098481, 8279580, and patents pending.



Maxwell Technologies, Inc.
Global Headquarters
 3888 Calle Fortunada
 San Diego, CA 92123
 USA
 Tel: +1 (858) 503-3300
 Fax: +1 (858) 503-3301



Maxwell Technologies SA
 Route de Montena 65
 CH-1728 Rossens
 Switzerland
 Tel: +41 (0)26 411 85 00
 Fax: +41 (0)26 411 85 05



Maxwell Technologies, GmbH
 Leopoldstrasse 244
 80807 München
 Germany
 Tel: +49 (0)89 4161403 0
 Fax: +49 (0)89 4161403 99



Maxwell Technologies
Shanghai Trading Co. Ltd.
 Unit A2BC, 12th Floor
 Huarun Times Square
 500 Zhangyang Road, Pudong
 Shanghai 200122, P.R. China
 Tel: +86 21 3852 4000
 Fax: +86 21 3852 4099



Maxwell Technologies Korea Co., Ltd.
 Room 1524, D-Cube City Office Tower, 15F
 #662 Gyeongin-Ro, Guro-Gu,
 Seoul, Korea 152-706
 Tel: +82 10 4518 9829

MAXWELL TECHNOLOGIES, MAXWELL, MAXWELL CERTIFIED INTEGRATOR, ENABLING ENERGY'S FUTURE, BOOSTCAP, C CELL, D CELL and their respective designs and/or logos are either trademarks or registered trademarks of Maxwell Technologies, Inc. and may not be copied, imitated or used, in whole or in part, without the prior written permission from Maxwell Technologies, Inc. All contents copyright © 2014 Maxwell Technologies, Inc. All rights reserved. No portion of these materials may be reproduced in any form, or by any means, without prior written permission from Maxwell Technologies, Inc.

