



Chipsmall Limited consists of a professional team with an average of over 10 year of expertise in the distribution of electronic components. Based in Hongkong, we have already established firm and mutual-benefit business relationships with customers from,Europe,America and south Asia,supplying obsolete and hard-to-find components to meet their specific needs.

With the principle of "Quality Parts,Customers Priority,Honest Operation,and Considerate Service",our business mainly focus on the distribution of electronic components. Line cards we deal with include Microchip,ALPS,ROHM,Xilinx,Pulse,ON,Everlight and Freescale. Main products comprise IC,Modules,Potentiometer,IC Socket,Relay,Connector.Our parts cover such applications as commercial,industrial, and automotives areas.

We are looking forward to setting up business relationship with you and hope to provide you with the best service and solution. Let us make a better world for our industry!



Contact us

Tel: +86-755-8981 8866 Fax: +86-755-8427 6832

Email & Skype: info@chipsmall.com Web: www.chipsmall.com

Address: A1208, Overseas Decoration Building, #122 Zhenhua RD., Futian, Shenzhen, China

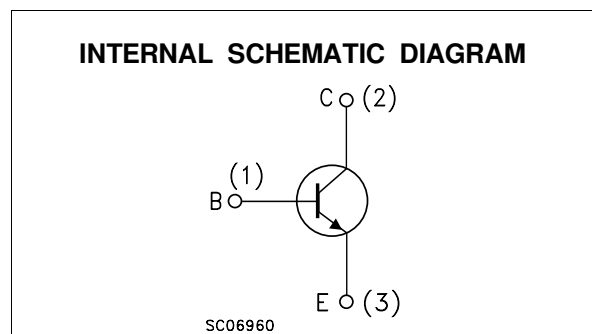
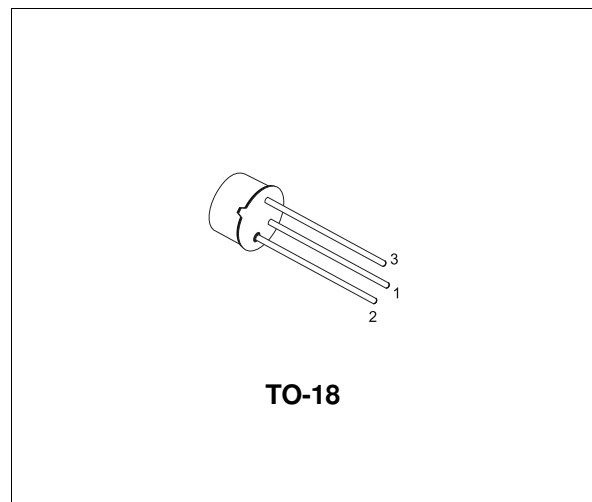


SMALL SIGNAL NPN TRANSISTOR

DESCRIPTION

The BCY59 is a silicon Planar Epitaxial NPN transistor in Jedec TO-18 metal case. It is intended for use in audio input stages, driver stages and low-noise input stages.

The PNP complementary type is BCY79.



ABSOLUTE MAXIMUM RATINGS

Symbol	Parameter	Value	Unit
V_{CES}	Collector-Emitter Voltage ($V_{BE} = 0$)	45	V
V_{CEO}	Collector-Emitter Voltage ($I_B = 0$)	45	V
V_{EBO}	Emitter-Base Voltage ($I_C = 0$)	7	V
I_C	Collector Current	200	mA
I_B	Base Current	50	mA
P_{tot}	Total Dissipation at $T_{amb} \leq 25\text{ }^\circ\text{C}$ at $T_C \leq 25\text{ }^\circ\text{C}$	0.39 1	W W
T_{stg}	Storage Temperature	-55 to 175	$^\circ\text{C}$
T_j	Max. Operating Junction Temperature	175	$^\circ\text{C}$

BCY59

THERMAL DATA

$R_{thj-case}$	Thermal Resistance Junction-Case	Max	150	$^{\circ}C/W$
$R_{thj-amb}$	Thermal Resistance Junction-Ambient	Max	384.6	$^{\circ}C/W$

ELECTRICAL CHARACTERISTICS ($T_{case} = 25^{\circ}C$ unless otherwise specified)

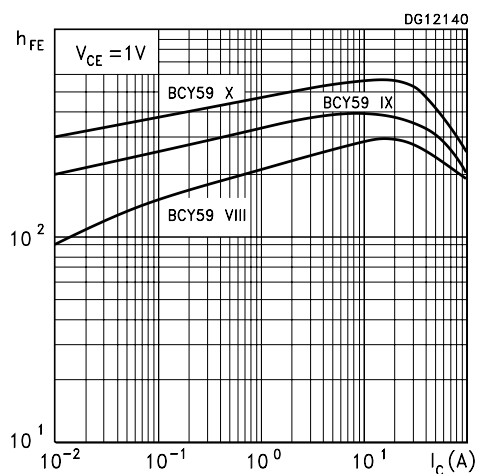
Symbol	Parameter	Test Conditions	Min.	Typ.	Max.	Unit
I_{CES}	Collector Cut-off Current ($V_{BE} = 0$)	$V_{CE} = 45 V$		0.1	10	nA
		$V_{CE} = 45 V$ $T_C = 150^{\circ}C$		0.1	10	μA
I_{CEX}	Collector Cut-off Current ($V_{BE} = -0.2 V$)	$V_{CE} = 45 V$ $T_C = 100^{\circ}C$			20	μA
I_{EBO}	Emitter Cut-off Current ($I_C = 0$)	$V_{EB} = 5 V$			10	nA
$V_{(BR)CEO}^*$	Collector-Emitter Breakdown Voltage ($I_B = 0$)	$I_C = 2 mA$	45			V
$V_{(BR)EBO}$	Emitter-Base Breakdown Voltage ($I_C = 0$)	$I_E = 10 \mu A$	7			V
$V_{CE(sat)}^*$	Collector-Emitter Saturation Voltage	$I_C = 10 mA$ $I_B = 0.25 mA$		0.12	0.35	V
		$I_C = 100 mA$ $I_B = 2.5 mA$		0.4	0.7	V
$V_{BE(sat)}^*$	Base-Emitter Saturation Voltage	$I_C = 10 mA$ $I_B = 0.25 mA$	0.6	0.7	0.85	V
		$I_C = 100 mA$ $I_B = 2.5 mA$	0.75	0.9	1.2	V
$V_{BE(on)}^*$	Base-Emitter (on) Voltage	$I_C = 2 mA$ $V_{CE} = 5 V$	0.55	0.65	0.7	V
		$I_C = 100 mA$ $V_{CE} = 1 V$		0.75		V
h_{FE}^*	DC Current Gain	$I_C = 10 \mu A$ $V_{CE} = 5 V$	Gr. VIII	20	140	
			Gr. IX	40	195	
			Gr. X	100	280	
		$I_C = 2 mA$ $V_{CE} = 5 V$	Gr. VIII	180	250	310
			Gr. IX	250	350	460
			Gr. X	380	500	630
		$I_C = 10 mA$ $V_{CE} = 1 V$	Gr. VIII	120	260	
			Gr. IX	160	365	
			Gr. X	240	520	
		$I_C = 100 mA$ $V_{CE} = 1 V$	Gr. VIII	45		
			Gr. IX	60		
			Gr. X	60		
h_{fe}^*	Small Signal Current Gain	$I_C = 2 mA$ $V_{CE} = 5 V$ $f = 1 KHz$	Gr. VIII	175	350	
			Gr. IX	250	500	
			Gr. X	350	700	
f_T	Transition Frequency	$I_C = 10 mA$ $V_{CE} = 5 V$ $f = 100 MHz$		200		MHz

* Pulsed: Pulse duration = 300 μs , duty cycle $\leq 1\%$

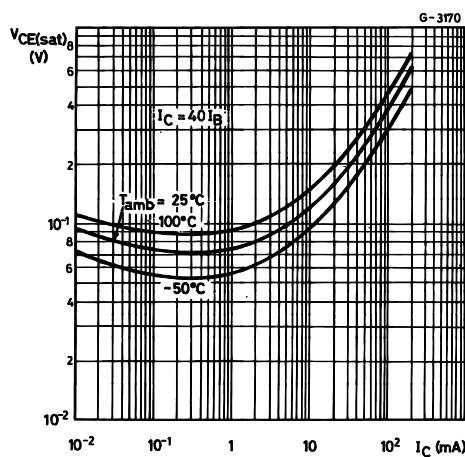
ELECTRICAL CHARACTERISTICS ($T_{case} = 25\text{ }^{\circ}\text{C}$ unless otherwise specified)

Symbol	Parameter	Test Conditions	Min.	Typ.	Max.	Unit
C_{CBO}	Collector-Base Capacitance	$I_E = 0$ $V_{CB} = 10\text{ V}$ $f = 1\text{ MHz}$		3.5	6	pF
C_{EBO}	Emitter-Base Capacitance	$I_C = 0$ $V_{EB} = 0.5\text{ V}$ $f = 1\text{ MHz}$		11	15	pF
NF	Noise Figure	$I_C = 0.2\text{ mA}$ $V_{CE} = 5\text{ V}$ $f = 1\text{ KHz}$ $R_g = 2\text{ K}\Omega$ $\Delta f = 200\text{ Hz}$		2	6	dB
t_{on}	Turn-on Time	$I_C = 10\text{ mA}$ $V_{CC} = 10\text{ V}$ $I_{B1} = 1\text{ mA}$ $I_C = 100\text{ mA}$ $V_{CC} = 10\text{ V}$ $I_{B1} = 10\text{ mA}$		85	150	ns
t_{off}	Turn-off Time	$I_C = 10\text{ mA}$ $V_{CC} = 10\text{ V}$ $I_{B1} = -I_{B2} = 1\text{ mA}$ $I_C = 100\text{ mA}$ $V_{CC} = 10\text{ V}$ $I_{B1} = -I_{B2} = 10\text{ mA}$		480	800	ns
				480	800	ns

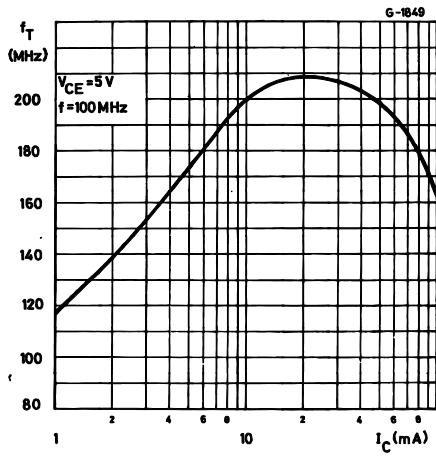
DC Current Gain



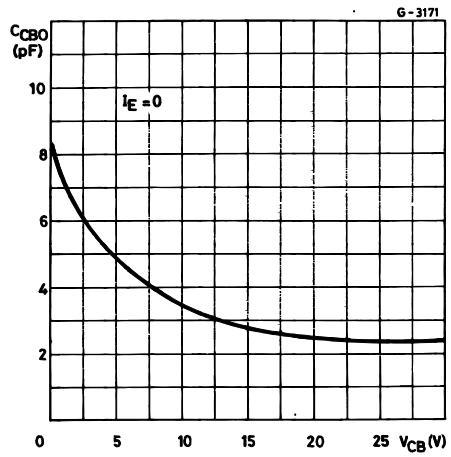
Collector-Emitter Saturation Voltage



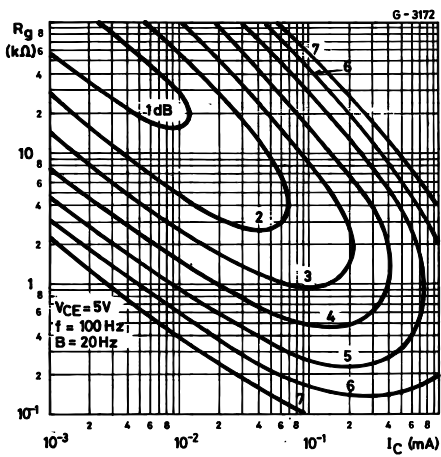
Transition Frequency



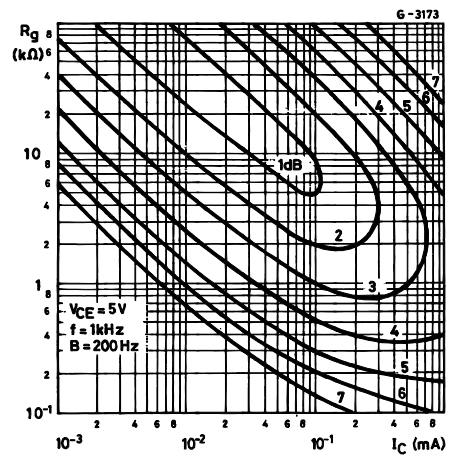
Collector-Base Capacitance



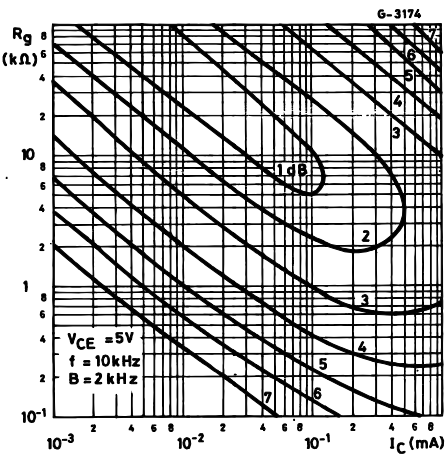
Noise Figure (f = 100 Hz)



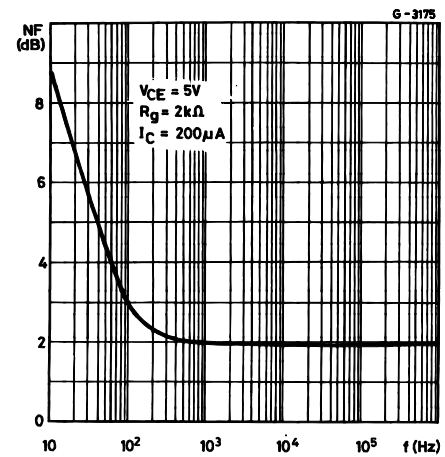
Noise Figure (f = 1 KHz)



Noise Figure (f = 10 KHz)

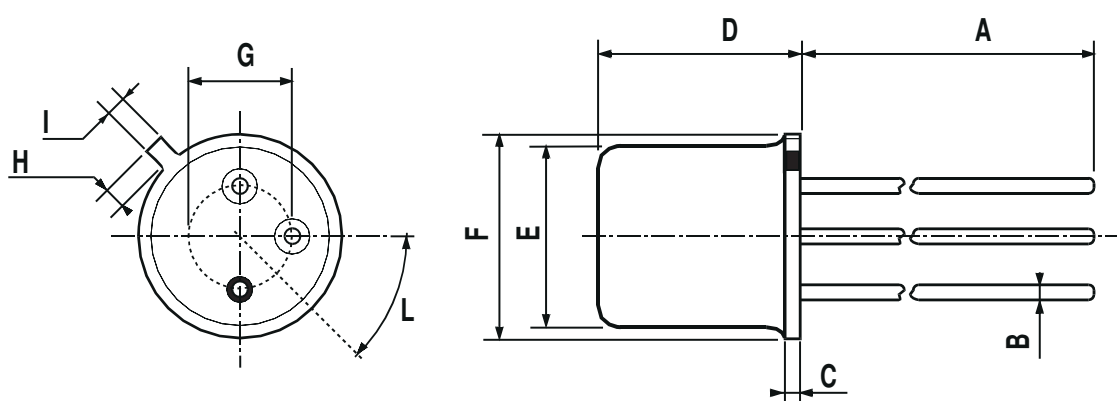


Noise Figure vs. Frequency



TO-18 MECHANICAL DATA

DIM.	mm			inch		
	MIN.	TYP.	MAX.	MIN.	TYP.	MAX.
A		12.7			0.500	
B			0.49			0.019
D			5.3			0.208
E			4.9			0.193
F			5.8			0.228
G	2.54			0.100		
H			1.2			0.047
I			1.16			0.045
L	45°			45°		



0016043

Information furnished is believed to be accurate and reliable. However, STMicroelectronics assumes no responsibility for the consequences of use of such information nor for any infringement of patents or other rights of third parties which may result from its use. No license is granted by implication or otherwise under any patent or patent rights of STMicroelectronics. Specification mentioned in this publication are subject to change without notice. This publication supersedes and replaces all information previously supplied. STMicroelectronics products are not authorized for use as critical components in life support devices or systems without express written approval of STMicroelectronics.

The ST logo is a trademark of STMicroelectronics

© 2002 STMicroelectronics – Printed in Italy – All Rights Reserved

STMicroelectronics GROUP OF COMPANIES

Australia - Brazil - Canada - China - Finland - France - Germany - Hong Kong - India - Israel - Italy - Japan - Malaysia - Malta - Morocco - Singapore - Spain - Sweden - Switzerland - United Kingdom - United States.

<http://www.st.com>