



Chipsmall Limited consists of a professional team with an average of over 10 year of expertise in the distribution of electronic components. Based in Hongkong, we have already established firm and mutual-benefit business relationships with customers from,Europe,America and south Asia,supplying obsolete and hard-to-find components to meet their specific needs.

With the principle of “Quality Parts,Customers Priority,Honest Operation,and Considerate Service”,our business mainly focus on the distribution of electronic components. Line cards we deal with include Microchip,ALPS,ROHM,Xilinx,Pulse,ON,Everlight and Freescale. Main products comprise IC,Modules,Potentiometer,IC Socket,Relay,Connector.Our parts cover such applications as commercial,industrial, and automotives areas.

We are looking forward to setting up business relationship with you and hope to provide you with the best service and solution. Let us make a better world for our industry!



Contact us

Tel: +86-755-8981 8866 Fax: +86-755-8427 6832


Email & Skype: info@chipsmall.com Web: www.chipsmall.com

Address: A1208, Overseas Decoration Building, #122 Zhenhua RD., Futian, Shenzhen, China





Ultra Low Profile 0404 Balun For nRF24L01 and nRF24L01+ (Anaren Application Note Ann-3001)



Description

The BD2425NnRF is a low cost, low profile sub-miniature unbalanced to balanced transformer designed for differential inputs and output, tuned to provide optimal performance in tandem with the Nordic Semiconductor nRF24L01 and nRF24L01+. The BD2425NnRF is ideal for high volume manufacturing and delivers higher performance than a discrete implementation. The BD2425NnRF has an unbalanced port impedance of 50Ω and matched balanced port impedance when used in the specified matching network, which is the conjugate match of the nRF24L01 and nRF24L01+ devices. This transformation enables single ended signals to be applied to differential ports on the nRF24L01 and nRF24L01+. The BD2425NnRF is available on tape and reel for pick and place high volume manufacturing.

Detailed Electrical Specifications: Specifications subject to change without notice.

| Features: | Parameter | ROOM (25°C) | | | Unit | |
|---|-----------------------------|-------------|---------|------|------|-------|
| | | Min. | Typ. | Max | | |
| <ul style="list-style-type: none"> • 2400 – 2525 MHz • 0.57 mm Height Profile • Matched to Nordic Semiconductor nRF24L01 and nRF24L01+ • Low Insertion Loss • Surface Mountable • Tape & Reel • Non-conductive Surface • RoHS Compliant | Frequency | 2400 | | 2525 | MHz | |
| | Unbalanced Port Impedance** | | 50 | | Ω | |
| | Balanced Port Impedance** | | Matched | | Ω | |
| | Return Loss** | | | 10.2 | | dB |
| | Insertion Loss* ** | | | 1.25 | | dB |
| | Power Handling | | | | 1 | Watts |
| | Operating Temperature | | -55 | | +85 | °C |

* Insertion Loss stated at room temperature (Insertion Loss is approximately 0.1 dB higher at +85 °C)

** Stated performance assumes proper matching network found in application note: Ann-3001

Outline Drawing

Top View (Near-side)


Side View

Bottom View (Far-side)

| Pin | Designation |
|-----|------------------------|
| 1 | GND / DC Feed + RF GND |
| 2 | Unbalanced Port |
| 3 | Balanced Port |
| 4 | Balanced Port |

Dimensions are in Inches [Millimeters]
Mechanical Outline

Tolerances are Non-Cumulative


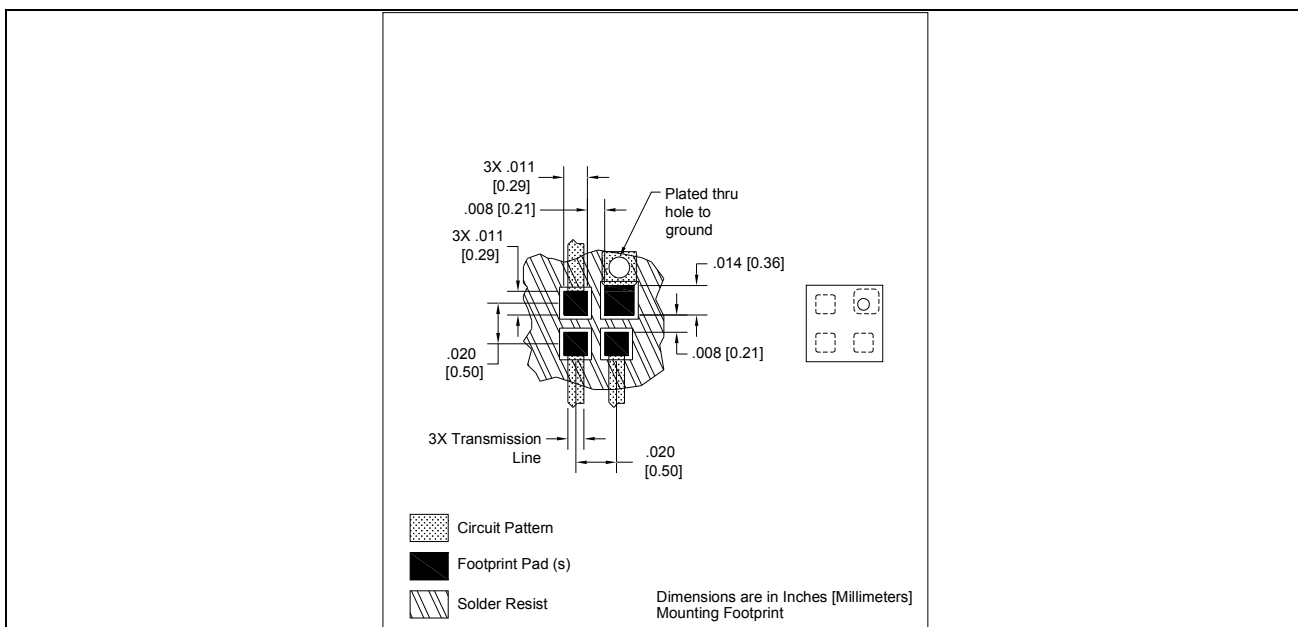


Mounting Configuration:

In order for Xinger surface mount components to work optimally, the proper impedance transmission lines must be used to connect to the RF ports. If this condition is not satisfied, insertion loss, Isolation and VSWR may not meet published specifications.

All of the Xinger components are constructed from ceramic filled PTFE composites which possess excellent electrical and mechanical stability having X and Y thermal coefficient of expansion (CTE) of 17 ppm/°C.

An example of the PCB footprint used in the testing of these parts is shown below. An example of a DC-biased footprint is also shown below. In specific designs, the transmission line widths need to be adjusted to the unique dielectric coefficients and thicknesses as well as varying pick and place equipment tolerances



Packaging and Ordering Information

Parts are available in reel and are packaged per EIA 481-2. Parts are oriented in tape and reel as shown below. Minimum order quantities are 4000 per reel. See Model Numbers below for further ordering information.

