



Chipsmall Limited consists of a professional team with an average of over 10 year of expertise in the distribution of electronic components. Based in Hongkong, we have already established firm and mutual-benefit business relationships with customers from,Europe,America and south Asia,supplying obsolete and hard-to-find components to meet their specific needs.

With the principle of “Quality Parts,Customers Priority,Honest Operation,and Considerate Service”,our business mainly focus on the distribution of electronic components. Line cards we deal with include Microchip,ALPS,ROHM,Xilinx,Pulse,ON,Everlight and Freescale. Main products comprise IC,Modules,Potentiometer,IC Socket,Relay,Connector.Our parts cover such applications as commercial,industrial, and automotives areas.

We are looking forward to setting up business relationship with you and hope to provide you with the best service and solution. Let us make a better world for our industry!



Contact us

Tel: +86-755-8981 8866 Fax: +86-755-8427 6832

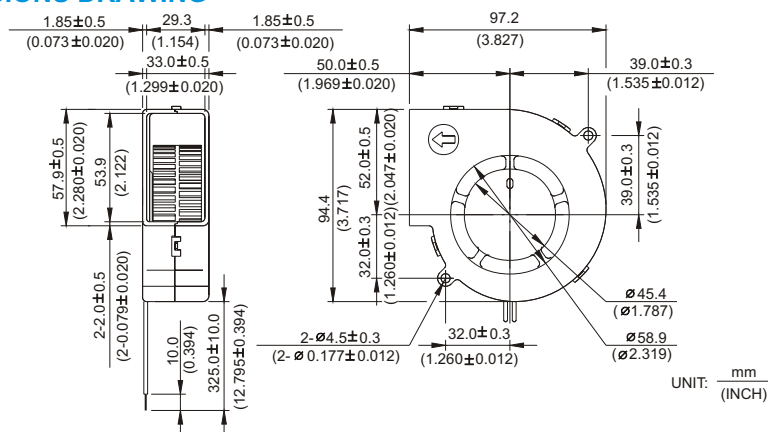
Email & Skype: info@chipsmall.com Web: www.chipsmall.com

Address: A1208, Overseas Decoration Building, #122 Zhenhua RD., Futian, Shenzhen, China



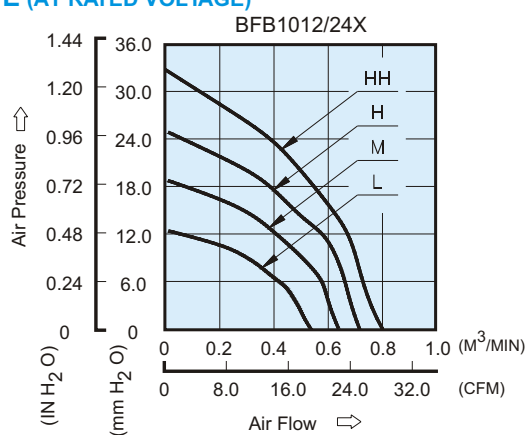
BFB 97 x 94 x 33 MM SERIES

■ DIMENSIONS DRAWING



- * Bearing Type
- Ball Bearings
- * Material
- Impeller & Frame : Plastic (UL 94V-0)
- * Lead Wires :
UL 1007 AWG #24 OR Equivalent
Red Wire Positive (+)
Black Wire Negative (-)
- * Weight : 160g (5.64 oz)

■ P & Q CURVE (AT RATED VOLTAGE)



MODEL		Rated Voltage	Operating Voltage Range	Rated Current	Rated Input Power	Speed	Maximum Air Flow		Maximum Air Pressure		Noise
PART NO.	FUNCTION	VDC	VDC	Amp	Watt	R.P.M.	m ³ /min	CFM	mmH ₂ O	IN H ₂ O	dB-A
BFB1012L	-R00 / -F00	12	4.0 to 13.8	0.32	3.84	2700	0.540	19.07	12.70	0.500	45.0
BFB1024L	-R00 / -F00	24	7.0 to 27.6	0.16	3.84						
BFB1012M	-R00 / -F00	12	4.0 to 13.8	0.57	6.84	3200	0.640	22.60	19.00	0.748	49.0
BFB1024M	-R00 / -F00	24	7.0 to 27.6	0.26	6.24						
BFB1012H	-R00 / -F00	12	4.0 to 13.8	0.80	9.60	3600	0.720	25.43	25.40	1.000	52.0
BFB1024H	-R00 / -F00	24	7.0 to 27.6	0.40	9.60						
BFB1012HH	-R00 / -F00	12	4.0 to 13.2	1.10	13.20	4000	0.800	28.25	33.00	1.299	55.0
BFB1024HH	-R00 / -F00	24	7.0 to 27.6	0.55	13.20						

* Function type is optional.

* The max. air flow and the speed are measured in free air ; max. air pressure is measured at zero air flow.

* Noise is measured in anechoic chamber in free air, one meter from intake side.

* All readings are typical values at rated voltage.

* Specifications are subject to change without notice.

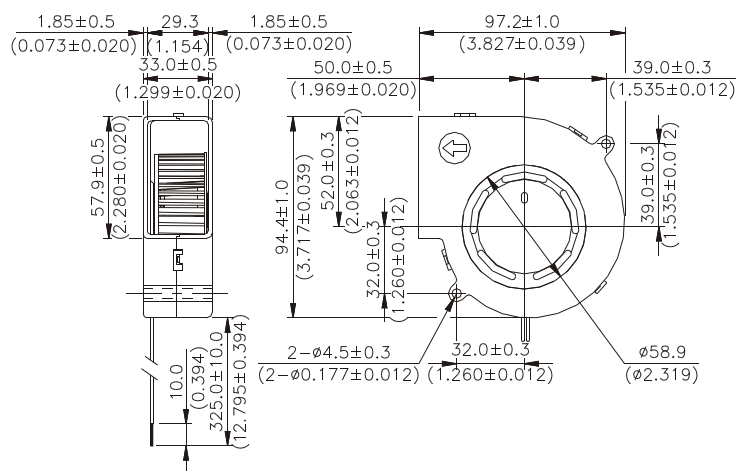
New



- * Bearing Type
Ball Bearings
- * Material
Impeller & Frame : Plastic (UL 94V-0)
- * Lead Wires :
UL 1007 AWG #24 OR Equivalent
Red Wire Positive (+)
Black Wire Negative (-)
- * Weight : 166g (5.85 oz)

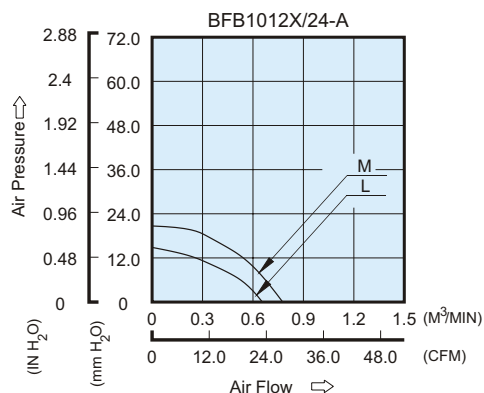
BFB 97 x 94 x 33 MM SERIES

DIMENSIONS DRAWING



UNIT: $\frac{\text{mm}}{(\text{INCH})}$

P & Q CURVE (AT RATED VOLTAGE)



MODEL			Rated Voltage	Operating Voltage Range	Rated Current	Rated Input Power	Speed	Maximum Air Flow		Maximum Air Pressure		Noise
PART NO.	REV.	FUNCTION	VDC	VDC	Amp	Watt	R.P.M.	m ³ /min	CFM	mmH ₂ O	IN H ₂ O	dB-A
BFB1012L	-A	R00/F00	12	4.0 to 13.2	0.37	4.44	2700	0.656	23.17	14.85	0.585	49.5
BFB1012M	-A	R00/F00	12	4.0 to 13.2	0.55	6.60	3200	0.777	27.44	22.68	0.893	52.5

- * Function type is optional.
- * The max. air flow and the speed are measured in free air ; max. air pressure is measured at zero air flow.
- * Noise is measured in anechoic chamber in free air, one meter from intake side.
- * All readings are typical values at rated voltage.
- * Specifications are subject to change without notice.

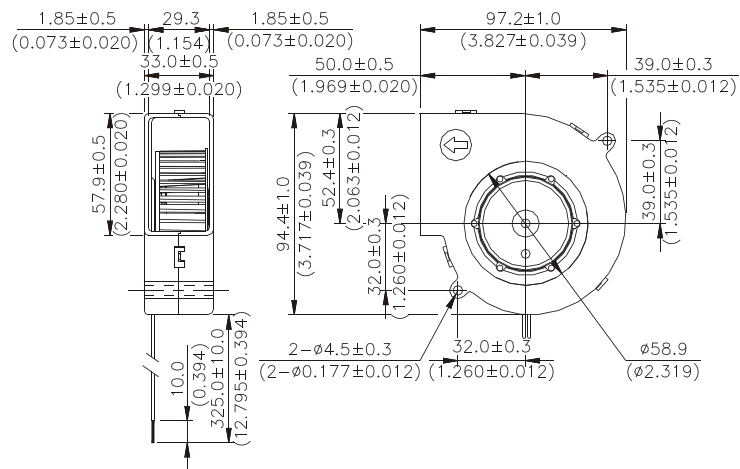
New



- * Bearing Type
Ball Bearings
- * Material
Impeller & Frame : Plastic (UL 94V-0)
- * Lead Wires :
UL 1007 AWG #24 OR Equivalent
Red Wire Positive (+)
Black Wire Negative (-)
- * Weight : 180g (6.35 oz)

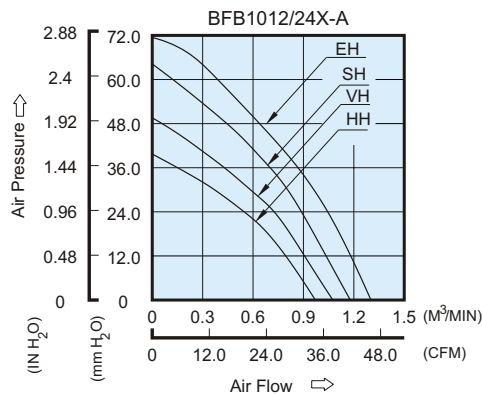
BFB 97 x 94 x 33 MM SERIES

DIMENSIONS DRAWING



UNIT: $\frac{\text{mm}}{(\text{INCH})}$

P & Q CURVE (AT RATED VOLTAGE)



MODEL			Rated Voltage	Operating Voltage Range	Rated Current	Rated Input Power	Speed	Maximum Air Flow		Maximum Air Pressure		Noise
PART NO.	REV.	FUNCTION	VDC	VDC	Amp	Watt	R.P.M.	m ³ /min	CFM	mmH ₂ O	IN H ₂ O	dB-A
BFB1012HH	-A	R00/F00	12	7.0 to 13.2	1.25	15.00	4000	0.971	34.28	39.70	1.564	57.0
BFB1012VH	-A	R00/F00	12	7.0 to 13.2	1.50	18.00	4500	1.075	37.97	49.58	1.952	60.0
BFB1012SH	-A	R00/F00	12	7.0 to 12.6	2.00	24.00	5000	1.179	41.65	64.23	2.529	63.0
BFB1012EH	-A	R00/F00	12	7.0 to 12.6	2.45	29.40	5300	1.302	46.00	71.48	2.814	64.0

- * Function type is optional.
- * The max. air flow and the speed are measured in free air ; max. air pressure is measured at zero air flow.
- * Noise is measured in anechoic chamber in free air, one meter from intake side.
- * All readings are typical values at rated voltage.
- * Specifications are subject to change without notice.