



Chipsmall Limited consists of a professional team with an average of over 10 year of expertise in the distribution of electronic components. Based in Hongkong, we have already established firm and mutual-benefit business relationships with customers from,Europe,America and south Asia,supplying obsolete and hard-to-find components to meet their specific needs.

With the principle of “Quality Parts,Customers Priority,Honest Operation,and Considerate Service”,our business mainly focus on the distribution of electronic components. Line cards we deal with include Microchip,ALPS,ROHM,Xilinx,Pulse,ON,Everlight and Freescale. Main products comprise IC,Modules,Potentiometer,IC Socket,Relay,Connector.Our parts cover such applications as commercial,industrial, and automotives areas.

We are looking forward to setting up business relationship with you and hope to provide you with the best service and solution. Let us make a better world for our industry!



## Contact us

Tel: +86-755-8981 8866 Fax: +86-755-8427 6832

Email & Skype: [info@chipsmall.com](mailto:info@chipsmall.com) Web: [www.chipsmall.com](http://www.chipsmall.com)

Address: A1208, Overseas Decoration Building, #122 Zhenhua RD., Futian, Shenzhen, China



# Hipac

High performance passive and actives on chip

## BGF106C

SIM Card Interface Filter and ESD Protection

BGF106C

## Datasheet

Rev. 3.1, 2013-01-16  
Final



## Revision History Rev. 3.0, 2011-05-13

Page or Item	Subjects (major changes since previous revision)
--------------	--

### Rev. 3.1, 2013-01-16

4	Features updated

## Trademarks of Infineon Technologies AG

AURIX™, C166™, CanPAK™, CIPOS™, CIPURSE™, EconoPACK™, CoolMOS™, CoolSET™, CORECONTROL™, CROSSAVE™, DAVE™, DI-POL™, EasyPIM™, EconoBRIDGE™, EconoDUAL™, EconoPIM™, EconoPACK™, EiceDRIVER™, eupec™, FCOS™, HITFET™, HybridPACK™, I<sup>2</sup>RF™, ISOFACE™, IsoPACK™, MIPAK™, ModSTACK™, my-d™, NovalithIC™, OptiMOS™, ORIGA™, POWERCODE™, PRIMARION™, PrimePACK™, PrimeSTACK™, PRO-SIL™, PROFET™, RASIC™, ReverSave™, SatRIC™, SIEGET™, SINDRION™, SIPMOS™, SmartLEWIS™, SOLID FLASH™, TEMPFET™, thinQ!™, TRENCHSTOP™, TriCore™.

## Other Trademarks

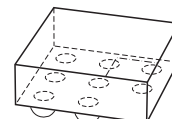
Advance Design System™ (ADS) of Agilent Technologies, AMBA™, ARM™, MULTI-ICE™, KEIL™, PRIMECELL™, REALVIEW™, THUMB™, µVision™ of ARM Limited, UK. AUTOSAR™ is licensed by AUTOSAR development partnership. Bluetooth™ of Bluetooth SIG Inc. CAT-iq™ of DECT Forum. COLOSSUS™, FirstGPS™ of Trimble Navigation Ltd. EMV™ of EMVCo, LLC (Visa Holdings Inc.). EPCOS™ of Epcos AG. FLEXGO™ of Microsoft Corporation. FlexRay™ is licensed by FlexRay Consortium. HYPERTERMINAL™ of Hilgraeve Incorporated. IEC™ of Commission Electrotechnique Internationale. IrDA™ of Infrared Data Association Corporation. ISO™ of INTERNATIONAL ORGANIZATION FOR STANDARDIZATION. MATLAB™ of MathWorks, Inc. MAXIM™ of Maxim Integrated Products, Inc. MICROTEC™, NUCLEUS™ of Mentor Graphics Corporation. MIPI™ of MIPI Alliance, Inc. MIPS™ of MIPS Technologies, Inc., USA. muRata™ of MURATA MANUFACTURING CO., MICROWAVE OFFICE™ (MWO) of Applied Wave Research Inc., OmniVision™ of OmniVision Technologies, Inc. Openwave™ Openwave Systems Inc. RED HAT™ Red Hat, Inc. RFMD™ RF Micro Devices, Inc. SIRIUS™ of Sirius Satellite Radio Inc. SOLARIS™ of Sun Microsystems, Inc. SPANSION™ of Spansion LLC Ltd. Symbian™ of Symbian Software Limited. TAIYO YUDEN™ of Taiyo Yuden Co. TEAKLITE™ of CEVA, Inc. TEKTRONIX™ of Tektronix Inc. TOKO™ of TOKO KABUSHIKI KAISHA TA. UNIX™ of X/Open Company Limited. VERILOG™, PALLADIUM™ of Cadence Design Systems, Inc. VLYNQ™ of Texas Instruments Incorporated. VXWORKS™, WIND RIVER™ of WIND RIVER SYSTEMS, INC. ZETEX™ of Diodes Zetex Limited.

Last Trademarks Update 2011-11-11

## 1 SIM Card Interface Filter and ESD Protection

### 1.1 Features

- ESD protection circuit and interface filter for SIM cards
- ESD protection according to IEC61000-4-2 for  $\pm 15$  kV contact discharge on external IOs
- Wafer level package with SnAgCu solder balls
- 400  $\mu\text{m}$  solder ball pitch
- Pb-free (RoHS compliant) and halogen free package



WLP-8-11-N-3D



### 1.2 Description

BGF106C is an ESD protection circuit and filtering interface for SIM cards. All external IOs are protected against ESD pulses of  $\pm 15$  kV contact discharge according to IEC61000-4-2. The wafer level package is a green lead-free and halogen-free package with a size of only 1.2 mm x 1.2 mm and a total height of 0.6 mm

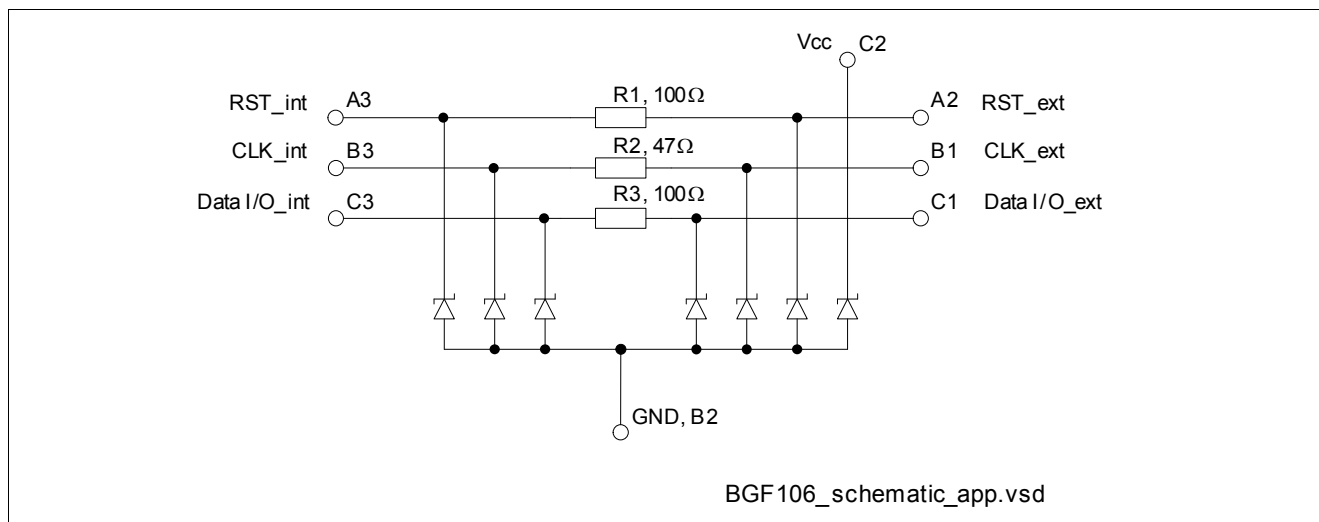


Figure 1-1 Schematic Diagram and Package Configuration

Type	Package	Marking	Chip
BGF106C	WLP-8-11	6C	N0727

## 2 Characteristics

**Table 2-1 Maximum Ratings**

Parameter	Symbol	Values			Unit	Note / Test Condition
		Min.	Typ.	Max.		
Voltage at all pins to GND	$V_P$	0	–	5.5	V	–
Operating temperature range	$T_{OP}$	-40	–	+85	°	–
Storage temperature range	$T_{STG}$	-65	–	+150	°C	–
Summed up input power for all pins	$P_{in}$	–	–	60	mW	$T_S < 70\text{ °C}$
<b>Electrostatic discharge according to IEC61000-4-2</b>						
Contact discharge at internal pins A3, B3, C3 to any other pin	$V_{ESD}$	-2	–	2	kV	–
Contact discharge at external pins A2, B1, C1, C2 to GND	$V_{ESD}$	-15	–	15	kV	–

**Attention:** Stresses above the max. values listed here may cause permanent damage to the device. Exposure to absolute maximum rating conditions for extended periods may affect device reliability. Maximum ratings are absolute ratings; exceeding only one of these values may cause irreversible damage to the integrated circuit.

### 2.1 Electrical Characteristics

**Table 2-2 Electrical Characteristics<sup>1)</sup>**

Parameter	Symbol	Values			Unit	Note / Test Condition
		Min.	Typ.	Max.		
Resistors $R_1, R_3$	$R_{1,3}$	80	100	120	$\Omega$	–
Resistor $R_2$	$R_2$	37.6	47	56.4	$\Omega$	–
Reverse current of ESD protection diodes	$I_R$	–	1	100	nA	$V = 3\text{ V}$
		–	2	1000	nA	$V = 5\text{ V}$
Breakdown voltage of ESD diodes	$V_{(BR)}$	6.5	7.8	–	V	$I_{(BR)} = 1\text{ mA}$
Line capacitance Capacitance of all lines to GND	$C_T$	–	16.5	20	pF	$V = 0\text{ V}$

1) at  $T_A = 25\text{ °C}$

### 3 Typical Characteristics

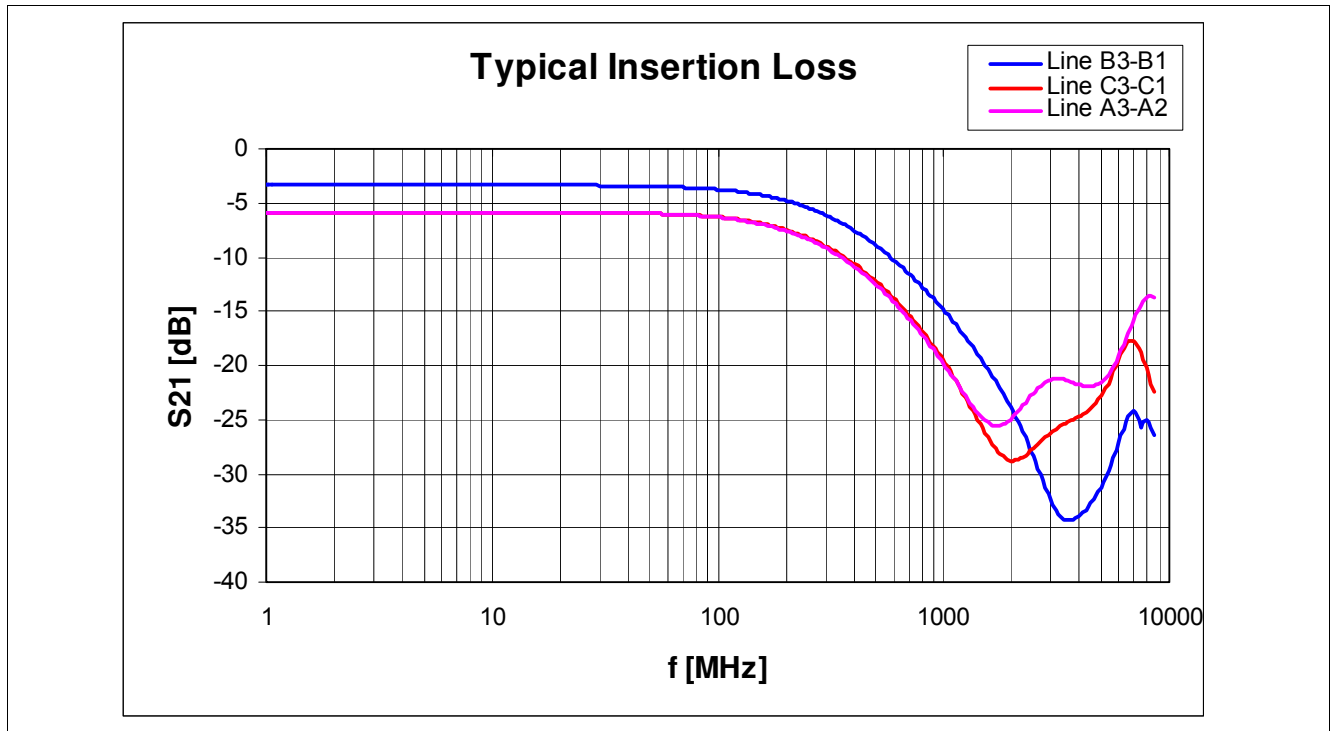


Figure 3-1 Insertion loss,  $Z_S = Z_L = 50 \Omega$

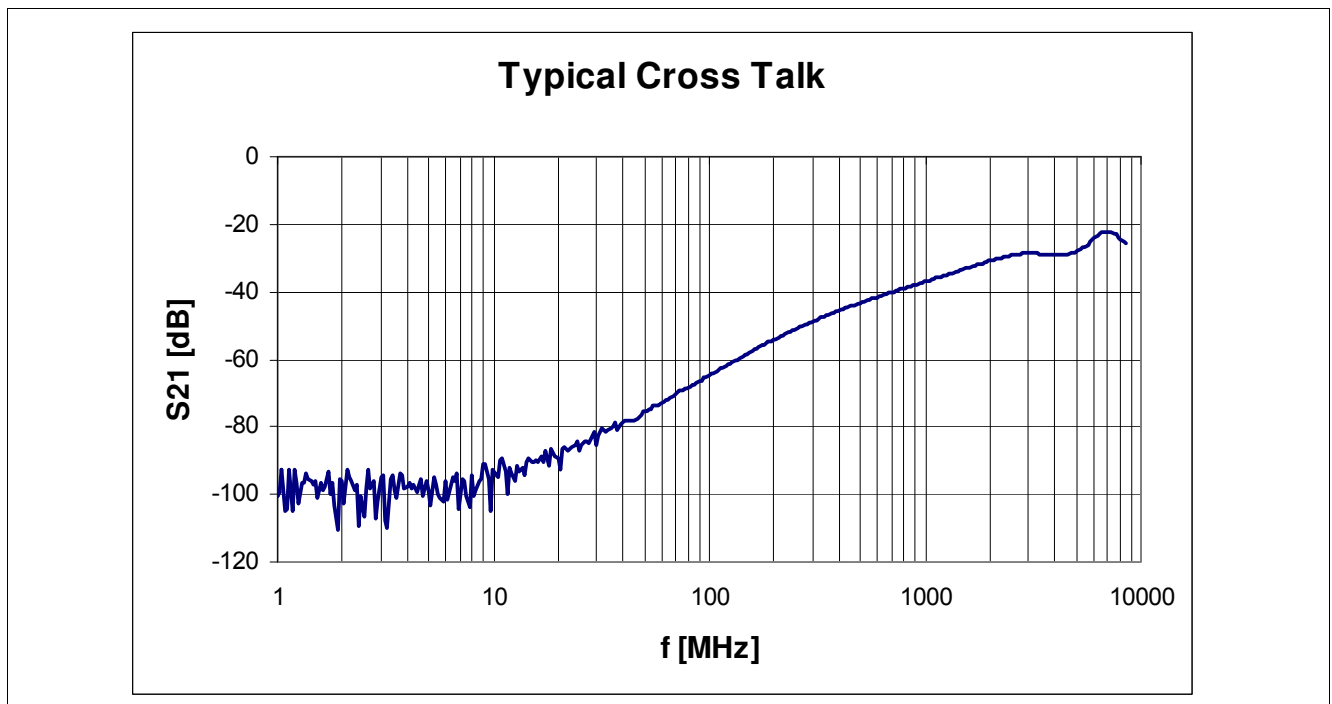


Figure 3-2 Cross talk,  $Z_S = Z_L = 50 \Omega$  (all unused input and output pins are terminated with  $50 \Omega$ )

## 4 Package

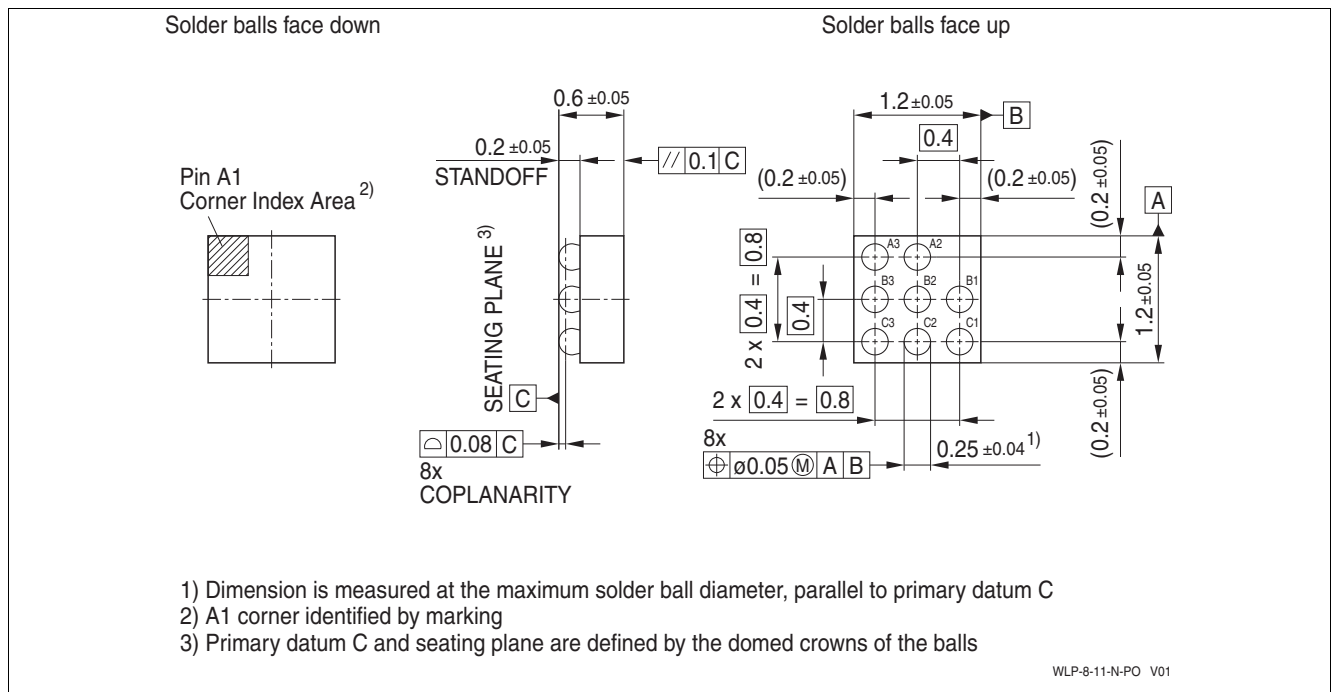


Figure 4-1 WLP-8-11 Package outline (dimension in mm)

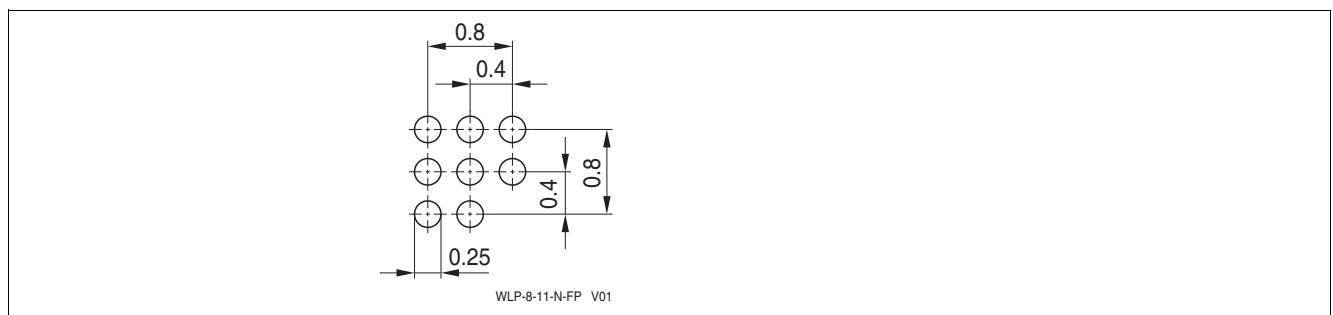


Figure 4-2 WLP-8-11 Footprint (dimension in mm)

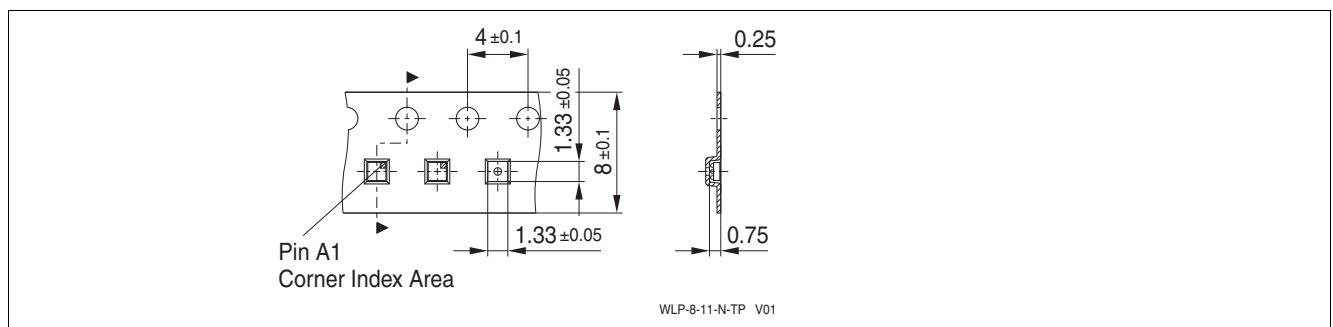


Figure 4-3 WLP-8-11 Packing (dimension in mm)

[www.infineon.com](http://www.infineon.com)