



Chipsmall Limited consists of a professional team with an average of over 10 year of expertise in the distribution of electronic components. Based in Hongkong, we have already established firm and mutual-benefit business relationships with customers from,Europe,America and south Asia,supplying obsolete and hard-to-find components to meet their specific needs.

With the principle of “Quality Parts,Customers Priority,Honest Operation,and Considerate Service”,our business mainly focus on the distribution of electronic components. Line cards we deal with include Microchip,ALPS,ROHM,Xilinx,Pulse,ON,Everlight and Freescale. Main products comprise IC,Modules,Potentiometer,IC Socket,Relay,Connector.Our parts cover such applications as commercial,industrial, and automotives areas.

We are looking forward to setting up business relationship with you and hope to provide you with the best service and solution. Let us make a better world for our industry!



Contact us

Tel: +86-755-8981 8866 Fax: +86-755-8427 6832

Email & Skype: info@chipsmall.com Web: www.chipsmall.com

Address: A1208, Overseas Decoration Building, #122 Zhenhua RD., Futian, Shenzhen, China



Brilliant Light!

BL-3000 SERIES


GREEN LED LIGHT ENGINE

Light Emitting Diodes (LEDs) offer many advantages over traditional incandescent lamps. Lamina's innovative LED arrays provide a revolutionary improvement in the LED market by creating the highest density packaging of discrete LED die. Developed using Lamina's multilayer Low Temperature Co-Fired Ceramic on Metal (LTCC-M) technology, Lamina LED array packages feature:

- SUPERIOR THERMAL PERFORMANCE
- THE MOST LIGHT AVAILABLE IN ONE SQUARE INCH
- AVAILABLE IN SEVERAL COLORS INCLUDING UV AND IR
- LOW PROFILE DESIGN

Thermal performance is the key to achieving high luminous densities, high reliability and long life. Lamina's LTCC-M packaging allows LED devices (die) to be mounted directly to an engineered metal core without submounts. This creates the optimum thermal path to conduct heat away from the LED device. The result is that multiple devices can be located in close proximity while maintaining target LED junction temperatures.

Standard arrays are available in several different colors and light intensity outputs. Terminals are supplied with a solderable surface finish to enable users to connect arrays to driver circuitry or other arrays in a series or parallel circuit. The BL-3000 Series is the most powerful LED array on the market.



Typical Applications

ARCHITECTURAL LIGHTING

- DECORATIVE AND ACCENT
- COVE AND UNDER-SHELF
- GARDEN AND PATHWAY

LCD BACKLIGHT

- COMPUTER DISPLAYS
- HEADS UP DISPLAYS

SIGNALS & SIGNAGE

- AIRFIELD TAXIWAY
- TRAFFIC
- SECURITY
- BEACONS

TASK LIGHTING


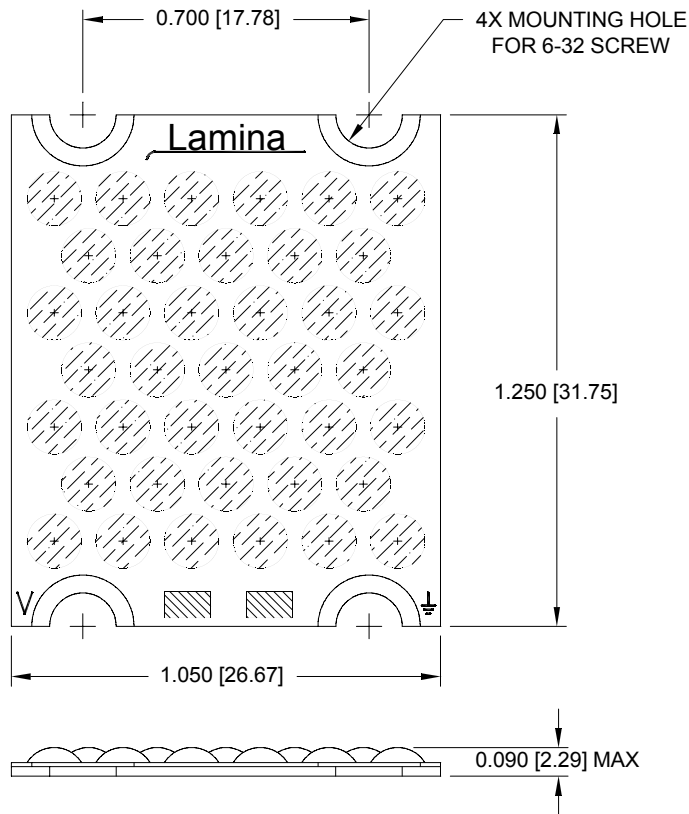
- MEDICAL LIGHTS



Lamina Ceramics, 120 Hancock Lane, Westampton, NJ 08060
1-800-808-LTCC (5822) www.laminaceramics.com

To see how you can realize all these design benefits, to request a sample, or to speak with an engineer about your design, contact Lamina Ceramics at 800.808.LTCC (5822) or visit laminaceramics.com.

Mechanical Specifications



Notes

OPTICAL RECOMMENDATIONS

Lamina's BL Series Light Engines project a Lambertian radiation pattern, with projection angles built into the package cavity at approximately 150°. It will be necessary for users to create an optical reflector and lens structure that meet their light dispersion requirements. Please contact Lamina Application Engineering for support with your optical needs.

HEAT SINK RECOMMENDATIONS

Lamina's BL Series Light Engines are created with a heat spreader fabricated into the ceramic package. This heat spreader provides the most efficient thermal path from the die junction to the heat sink. The operational die junction temperature must not be allowed to exceed 125°C and should ideally be maintained as close to 25°C as possible. With increasing power levels, die junction temperature will rise and light output efficiency will drop. These variables must be taken into consideration when selecting a light engine for your application. Please contact Lamina Application Engineering for support with your thermal management needs.



Lamina Ceramics, 120 Hancock Lane, Westampton, NJ 08060
1-800-808-LTCC (5822) www.laminaceramics.com

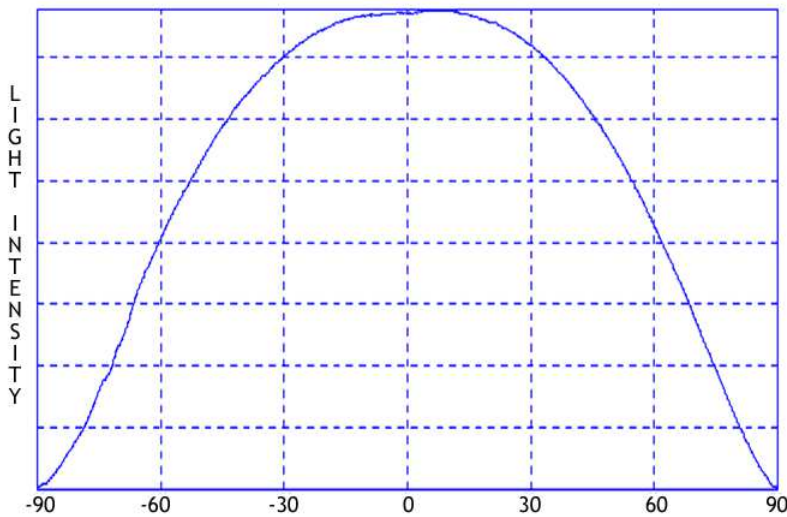
To see how you can realize all these design benefits, to request a sample, or to speak with an engineer about your design, contact Lamina Ceramics at 800.808.LTCC (5822) or visit laminaceramics.com.

Technical Data

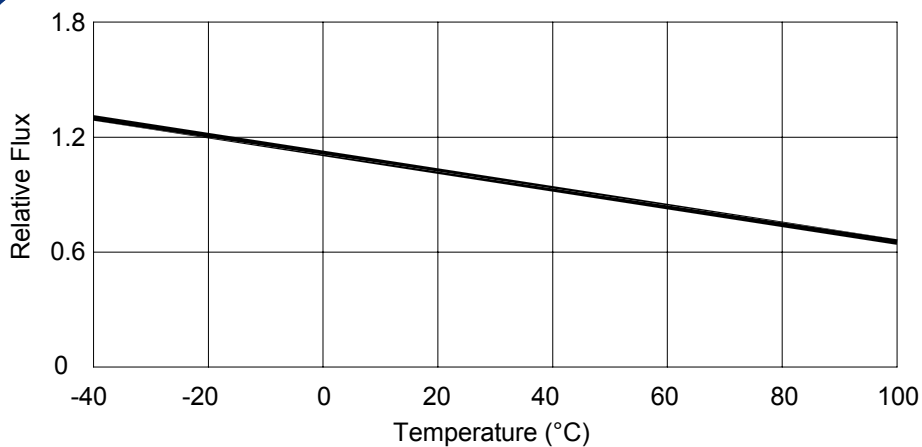
Part # BL-32C1-0144	Symbol	Min	Typical	Max	Unit
Wavelength	λ	515	-	535	nm
Voltage*	V_F	-	10	-	V
Drive Current	I_F	-	2.34	-	A
Power*	P	-	23.40	-	W
Luminous Flux*	Φ_V	282	348	-	lm
Thermal Resistance	T_R	-	0.66	0.88	$^{\circ}\text{C}/\text{W}$

*Note 1. Optical and Electrical specifications are given for the specified drive current at a 25°C junction temperature.

Typical Beam Pattern



Luminous Flux with Junction Temperature



Notes

ATTACHMENT RECOMMENDATIONS

Lamina's BL Series Light Engines are configured with solder pads compatible with Sn63 or Sn62 solder. As with many electrical devices, non-acid RMA type solder flux should be used to prepare the solder pads before application of solder. If attachment is performed with a soldering iron, care must be taken to minimize heat transfer to the die and minimize leaching of the solderable pads.

ASSEMBLY RECOMMENDATIONS

Lamina's BL Series Light Engines, are designed for attachment to heatsinks with conductive epoxy or screw down for flange mount devices with thermal grease in the joint. In limited cases, thermal transfer tape can be used, but will generally result in higher than desired thermal resistance creating excessive heat and reducing light output and die life.



Lamina Ceramics
120 Hancock Lane
Westampton, NJ 08060
1-800-808-LTCC (5822)

Specifications subject to change without notice.

To see how you can realize all these design benefits, to request a sample, or to speak with an engineer about your design, contact Lamina Ceramics at 800.808.LTCC (5822) or visit laminaceramics.com.