



Chipsmall Limited consists of a professional team with an average of over 10 year of expertise in the distribution of electronic components. Based in Hongkong, we have already established firm and mutual-benefit business relationships with customers from,Europe,America and south Asia,supplying obsolete and hard-to-find components to meet their specific needs.

With the principle of “Quality Parts,Customers Priority,Honest Operation,and Considerate Service”,our business mainly focus on the distribution of electronic components. Line cards we deal with include Microchip,ALPS,ROHM,Xilinx,Pulse,ON,Everlight and Freescale. Main products comprise IC,Modules,Potentiometer,IC Socket,Relay,Connector.Our parts cover such applications as commercial,industrial, and automotives areas.

We are looking forward to setting up business relationship with you and hope to provide you with the best service and solution. Let us make a better world for our industry!



## Contact us

Tel: +86-755-8981 8866 Fax: +86-755-8427 6832

Email & Skype: info@chipsmall.com Web: www.chipsmall.com

Address: A1208, Overseas Decoration Building, #122 Zhenhua RD., Futian, Shenzhen, China



## Brilliant Light!

### BL-3000 SERIES

## WHITE 4300K LED LIGHT ENGINE

### Lamina Light Engines

As the market leader in the development and manufacture of super-bright LED arrays, Lamina brings solid state lighting to applications which until now were only possible with traditional lighting sources.

Lamina's LED arrays are manufactured by combining high brightness LEDs from industry-leading LED manufacturers with Lamina's proprietary packaging technology, multilayer Low Temperature Co-Fired Ceramic on Metal (LTCC-M). LTCC-M is a breakthrough in thermal performance for LED packaging technology, a key factor in determining LED life and reliability. Unmatched thermal performance coupled with package interconnectivity allows Lamina to densely cluster multiple LEDs to achieve exceptionally high luminous intensity in very small footprints. Lamina's arrays are available in white, RGB and monochrome, from 1W to 100W, and also are available in custom packages.

- HIGH LUMINOUS FLUX IN SMALL FOOTPRINT
- SUPERIOR THERMAL PERFORMANCE FOR IMPROVED RELIABILITY
- LONG LIFE AND HIGH LUMEN MAINTENANCE
- NO MERCURY OR LEAD
- CUSTOM SIZES AND SHAPES AVAILABLE

### BL-3000 White

Lamina BL-3000 white LED arrays are configured with 39 cavities, each populated with multiple LEDs. Multiple LED die in each cavity, a unique feature made possible with Lamina's packaging technology, assure Lamina light engines deliver optimal color uniformity. Terminals are supplied with a solderable surface finish to enable users to connect arrays to driver circuitry or other arrays in a series or parallel circuit. The BL-3000 Series is the most powerful LED array on the market.

Lamina's white 4300K LED light engines are designed with an enhanced spectral distribution rich in red for applications demanding improved color rendition (90 typical CRI) and warmer color temperatures.



### Typical Applications

#### GENERAL ILLUMINATION

#### ARCHITECTURAL LIGHTING

- DECORATIVE AND ACCENT
- COVE AND UNDER-SHELF
- GARDEN AND PATHWAY

#### SIGNALS & SIGNAGE

- AIRFIELD TAXIWAY
- SECURITY
- BEACONS

#### TASK LIGHTING

#### MEDICAL

#### MACHINE VISION

To see how you can realize all these design benefits, to request a sample, or to speak with an engineer about your design, contact Lamina at 800.808.5822 or 609.265.1401 or visit [www.laminaceramics.com](http://www.laminaceramics.com).

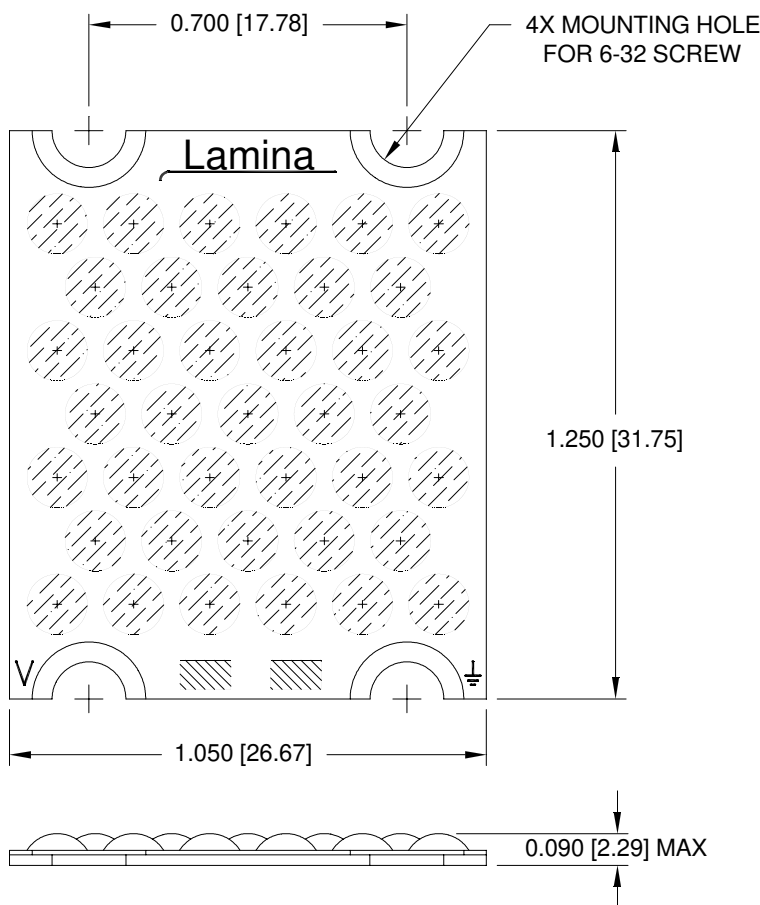
## Technical Data

Part # BL-32D1-0245	Symbol	Min	Typical	Max	Unit
Color Temperature **	CCT	3500	4300	5500	°K
Voltage*	$V_F$	-	24	-	V
Test Current	$I_F$	-	1.17	-	A
Power*	P	-	28	-	W
Luminous Flux*	$\Phi_V$	510	525	-	lm
Thermal Resistance	$T_R$	-	0.66	-	°C/W

\*Note 1. Optical and Electrical specifications are given for the specified drive current at a 25°C junction temperature.

\*\*Note 2. Typical CRI is 90.

## Mechanical Specifications



## ATTACHMENT RECOMMENDATIONS


Lamina's BL-3000 Series is configured with solder pads compatible with Sn63 or Sn62 solder. As with many electrical devices, non-acid RMA type solder flux should be used to prepare the solder pads before application of solder. If wire attachment is performed with a soldering iron, care must be taken to minimize heat transfer to the die and minimize leaching of the solderable pads.

## ASSEMBLY RECOMMENDATIONS

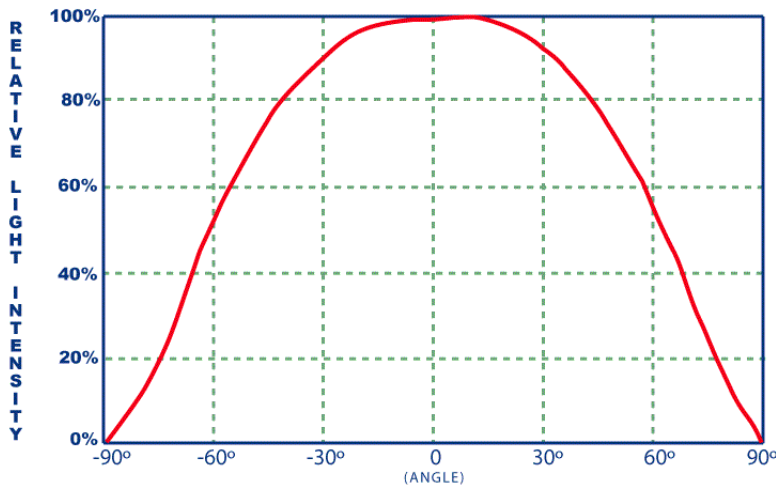
Lamina's BL Series Light Engines, are designed for attachment to heatsinks with conductive epoxy or screw down for flange mount devices with thermal grease in the joint.

For attachment using screws, a 6-32 UNC fillister head slotted machine screw, 18-8 SS is recommended. Maximum torque is 4 inch pounds (45 newton centimeter). Required flatness of surface light engine is mounted to is 0.001 inch/inch.

## Electrical Connections



## Typical Beam Pattern



## HEAT SINK RECOMMENDATIONS

Lamina LED arrays provide efficient transfer of heat from the individual LED die to a customer supplied heat sink. All Lamina LED arrays must be operated at or below 125°C. A heat sink must be attached to the array with sufficient cooling capacity to keep the die junction below 125°C. The temperature rise from the array base to the die junction may be determined by calculating the product of the maximum package thermal resistance and the desired operating power level.

$$\text{Junction Temperature Rise (Tj (rise))} = \text{Operating Power (P)} \times \text{Lamina Array Thermal Resistance (Tr)}$$

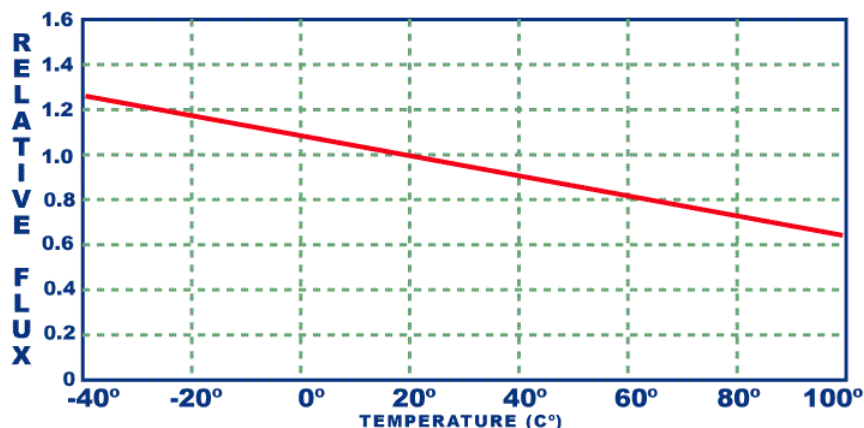
The appropriate heat sink may then be determined by:

$$\text{Heat Sink Thermal Resistance (°C/W)} = \frac{(125 - \text{Tj (rise)} - \text{Maximum Ambient Temperature})}{\text{P}}$$

## OPTICAL RECOMMENDATIONS

Lamina LED arrays project a Lambertian radiation pattern, with projection angles built into the package cavity at approximately 125°. It will be necessary for users to create an optical reflector and lens structure that meets their light dispersion requirements. Please contact Lamina Application Engineering for support with your optical needs.

## Luminous Flux with Junction Temperature



## LIGHT OUTPUT VS. JUNCTION TEMPERATURE

Light output from LED die will decrease with increasing junction temperature. This effect is particularly acute for die in the 580 to 750 nm range. As a result we recommend that the LED array heat sink design be optimized to maintain the die junction temperature as low as possible.

## ESD PROTECTION

LEDs are static sensitive and susceptible to Electrostatic Discharge (ESD) damage. Lamina LED arrays must be handled using ESD damage control precautions.

## HANDLING PRECAUTION

Contact with the silicone based encapsulant on the surface of the light engine must be avoided to prevent damage. Do not apply pressure to the silicone based encapsulant or allow it to come into contact with sharp objects. Lamina LED arrays must be handled from the sides.

Lamina Ceramics  
120 Hancock Lane  
Westampton, NJ 08060

Specifications subject to change without notice.

©2005 Lamina Ceramics

To see how you can realize all these design benefits, to request a sample, or to speak with an engineer about your design, contact Lamina at 800.808.5822 or 609.265.1401 or visit [www.laminaceramics.com](http://www.laminaceramics.com).