



Chipsmall Limited consists of a professional team with an average of over 10 year of expertise in the distribution of electronic components. Based in Hongkong, we have already established firm and mutual-benefit business relationships with customers from,Europe,America and south Asia,supplying obsolete and hard-to-find components to meet their specific needs.

With the principle of “Quality Parts,Customers Priority,Honest Operation,and Considerate Service”,our business mainly focus on the distribution of electronic components. Line cards we deal with include Microchip,ALPS,ROHM,Xilinx,Pulse,ON,Everlight and Freescale. Main products comprise IC,Modules,Potentiometer,IC Socket,Relay,Connector.Our parts cover such applications as commercial,industrial, and automotives areas.

We are looking forward to setting up business relationship with you and hope to provide you with the best service and solution. Let us make a better world for our industry!



Contact us

Tel: +86-755-8981 8866 Fax: +86-755-8427 6832

Email & Skype: info@chipsmall.com Web: www.chipsmall.com

Address: A1208, Overseas Decoration Building, #122 Zhenhua RD., Futian, Shenzhen, China



DATA SHEET

WIRELESS COMPONENTS

Balun

BLN1608U01R2400A

2.4 – 2.5GHz

I608 Series



FEATURES

- Compact size design
- RoHS compliant

APPLICATIONS

- WLAN, 802.11a/b/g/n
- Bluetooth
- ISM Band

ORDERING INFORMATION

All part numbers are identified by the series, packing type, material, size, antenna type, working frequency and packing quantity.

PART NUMBER

BLN 1608 LL 01 R 2400A
(1) (2) (3) (4) (5) (6)

(1) PRODUCT

BLN = Balun

(2) SIZE

1608 = 1.6 × 0.8

(3) MATERIALS

Material Code LL

(4) ANTENNA TYPE

01 = Type 01

(5) PACKING STYLE

R = Tape and Reel

(6) WORKING FREQUENCY

2400 = 2.4GHz

PHYCOMP CTC

CBA4711715012454K

I2NC

471171501245

SPECIFICATION

Table 1

DESCRIPTION	VALUE
Pass Band	2400~2500 MHz
Unbalanced Impedance	50 Ω
Balanced Impedance	100 Ω
Unbalanced port V.S.W.R. (Return Loss)	2.0 (Max) 10dB (Min)
Insertion Loss	1.1 dB (Max) at 25 °C 1.4 dB (Max) at -25 ~ 85 °C
Phase Difference	180 \pm 10 degree
Amplitude Difference	2 dB (Max)

DIMENSIONS

Table 2 Machinical Dimension

	DIMENSION
L (mm)	1.60 \pm 0.15
W (mm)	0.80 \pm 0.15
T (mm)	0.65 \pm 0.15
P1 (mm)	0.30 \pm 0.15
P2 (mm)	0.30 \pm 0.15
P3 (mm)	0.30 \pm 0.15
P4 (mm)	0.30 \pm 0.15
P5 (mm)	0.30 \pm 0.15
P6 (mm)	0.30 \pm 0.15
D1 (mm)	0.10 \pm 0.05
D2 (mm)	0.55 \pm 0.15
D3 (mm)	0.25 \pm 0.15
D4 (mm)	0.20 \pm 0.15

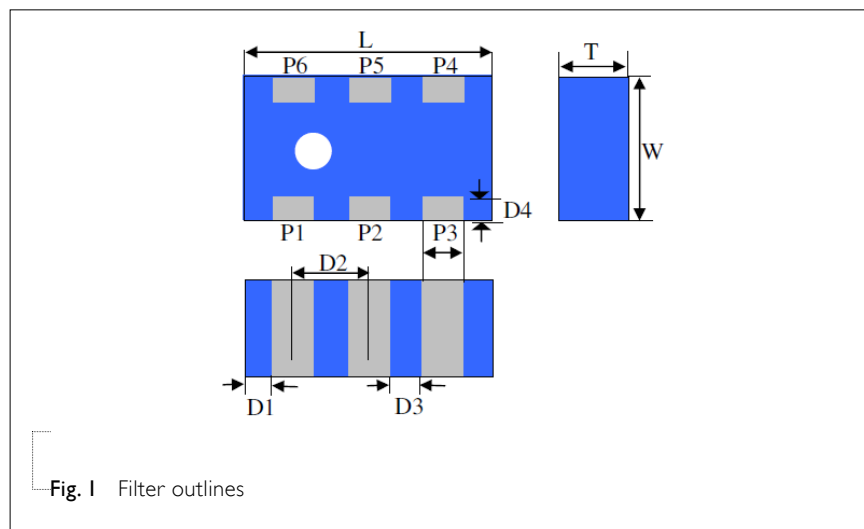
OUTLINES

Table 3 Termination configuration

TERMINAL NAME	FUNCTION
P1	Unbal. Port
P2	Ground
P3	Balanced Port
P4	Balanced Port
P5	Ground
P6	Not Connect

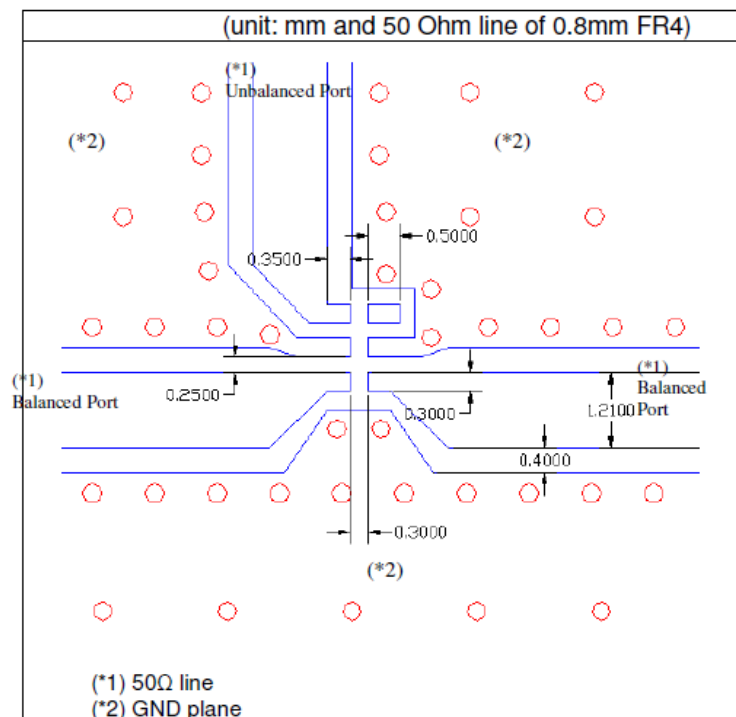


Fig. 2 Reference design of evaluation board

ELECTRICAL PERFORMERS

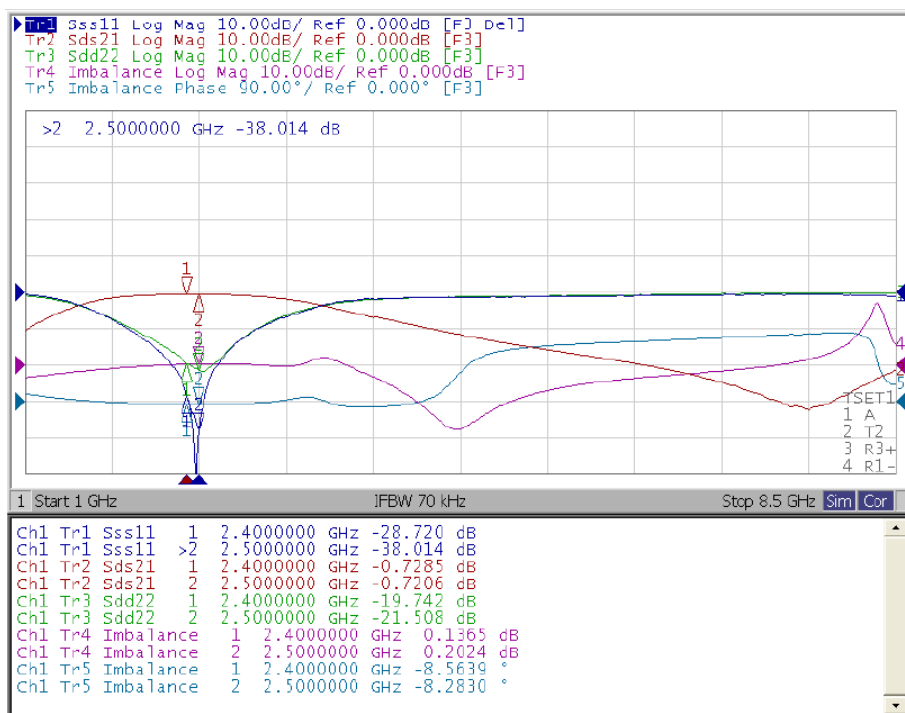


Fig. 3 Frequency Characteristics

- Unbalanced port return loss (Sss11)
- Balanced port return loss (Sdd22)
- Insertion loss (Sds21, differential port to single-ended port)
- Imbalance (S21/S31 amplitude and phase difference)
- Measured on Agilent E5071C Network Analyzer

REVISION HISTORY

REVISION	DATE	CHANGE NOTIFICATION	DESCRIPTION
Version 0	Feb. 08, 2013	-	- New data sheet for Balun, 2.45 GHz application, 1608 series