



Chipsmall Limited consists of a professional team with an average of over 10 year of expertise in the distribution of electronic components. Based in Hongkong, we have already established firm and mutual-benefit business relationships with customers from,Europe,America and south Asia,supplying obsolete and hard-to-find components to meet their specific needs.

With the principle of “Quality Parts,Customers Priority,Honest Operation,and Considerate Service”,our business mainly focus on the distribution of electronic components. Line cards we deal with include Microchip,ALPS,ROHM,Xilinx,Pulse,ON,Everlight and Freescale. Main products comprise IC,Modules,Potentiometer,IC Socket,Relay,Connector.Our parts cover such applications as commercial,industrial, and automotives areas.

We are looking forward to setting up business relationship with you and hope to provide you with the best service and solution. Let us make a better world for our industry!



Contact us

Tel: +86-755-8981 8866 Fax: +86-755-8427 6832

Email & Skype: info@chipsmall.com Web: www.chipsmall.com

Address: A1208, Overseas Decoration Building, #122 Zhenhua RD., Futian, Shenzhen, China



ROHM USB Type-C Power Delivery

Evaluation Board Manual

BM92A21MWV-EVK-001

Ver.1.00

Date:03-Mar,2017

Introduction

This board is dedicated to supplying power with USB Type-C Power Delivery, and voltage profile (PDO) is 5V, 9V, 12V, 15V, 20V.

If you want to check the operation of Power Delivery, please prepare capable of receiving power USB Type-C Power Delivery device and USB Type-C dedicated cable and AC cable. Please use selling separately “BM92A12MWV-EVK-001 (20V)”, “BM92A13MWV-EVK-001 (15V)” and “BM92A14MWV-EVK-001 (9V)” for capable of receiving power USB Type-C Power Delivery device.



Figure1. Evaluation Board Photo

How to use and evaluate

1. As shown in the picture below, please insert the AC cable into this board.
Please tighten the screw securely with the screwdriver from the top.




Figure2. AC cable connection

2. Please the AC cable into the power outlet.



Figure3. Power outlet connection

3. Please connect to capable of receiving power USB Type-C Power Delivery device with Type-C dedicated cable.

The following is a picture connected to the selling separately BM92A12MWV-EVK-001.




Figure4. Device connection photo using Type-C cable

There is no monitor pin for observing voltage on this board. If you want to observe voltage waveform, please use selling separately BM92A12MWV-EVK-001, BM92A13MWV-EVK-001, BM92A14MWV-EVK-001, BM92A15MWV-EVK-001 as the power receiving side board.

Power Delivery Operating Waveform

When connecting this board (Source side) and power receiving device (Sink side) using Type-C dedicated cable, the Source side detects the Sink side and outputs 5V voltage to the VBUS pin. After outputting 5V voltage on the Source side, it communicates with the Type-C controller IC in the dedicated cable to acquire cable information.

After communicating with the cable on the Source side, the Source side transmits its own power profile information to the Sink side. (Source Capability)

The Sink side requests an appropriate voltage from the power profile to the Source side. (Request)

In response to the Sink side voltage request, if the Source side is able to deal with it, notifies the Sink side that it acknowledged. (Accept)

The Source side outputs the requested voltage to the VBUS pin.

After outputting the required voltage, the Source side notifies the Sink side that the requested voltage has been output. (PS_RDY)

After confirming the requested voltage, the Sink side turns on the FET switch on the VBUS line.

- 20V negotiation waveform

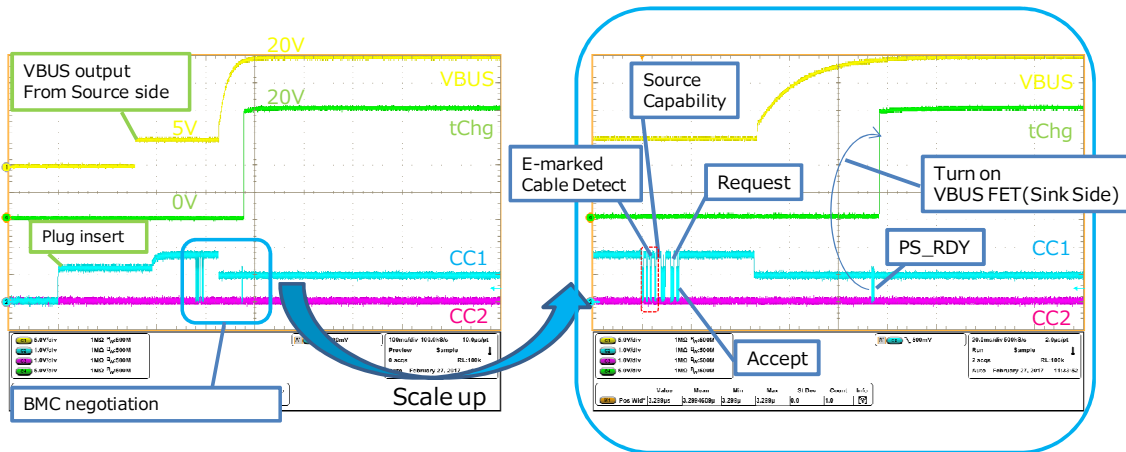


Figure5. Power Delivery negotiation waveform

The Specification and Caution of the BM92A21MWV-EVK-001

<Specification>

- PDO

PDO-1:5V 3A

PDO-2:9V 3A

PDO-3:12V 3A

PDO-4:15V 3A

PDO-5:20V 3A

- AC input voltage range:90Vac~270Vac
- AC input current limit:2A
- Output voltage range:5V~20V
- Output power:100W
- Output noise: Characteristic non-guarantee
- Output ripple voltage: non-guarantee
- Steep output load response: non-guarantee
- Rush current saving function: none
- Tolerance to ESD voltage: non-guarantee
- Tolerance to EMC/EMI: non-guarantee
- Sound ringing measure of a PWM controller :none
- Primary OVP function: mask(Secondary OVP function: negotiated voltage ×1.2)
- Primary OCP function:6A~10A(Secondary OCP function: negotiated voltage ×1.2)
- OVP,OCP detection: Auto-recovery

<Caution>

It can't be used for mass production because the power efficiency is bad with 75%

When a photo coupler short-circuited, safety has not been secured because there are no protection circuits.

It's for evaluation, so it doesn't correspond to the safe standard by which it's for UL, PSE.

Please use as a demonstration kit for USB-PD evaluation.

Notes

- 1) The information contained herein is subject to change without notice.
- 2) Before you use our Products, please contact our sales representative and verify the latest specifications :
- 3) Although ROHM is continuously working to improve product reliability and quality, semiconductors can break down and malfunction due to various factors.
Therefore, in order to prevent personal injury or fire arising from failure, please take safety measures such as complying with the derating characteristics, implementing redundant and fire prevention designs, and utilizing backups and fail-safe procedures. ROHM shall have no responsibility for any damages arising out of the use of our Products beyond the rating specified by ROHM.
- 4) Examples of application circuits, circuit constants and any other information contained herein are provided only to illustrate the standard usage and operations of the Products. The peripheral conditions must be taken into account when designing circuits for mass production.
- 5) The technical information specified herein is intended only to show the typical functions of and examples of application circuits for the Products. ROHM does not grant you, explicitly or implicitly, any license to use or exercise intellectual property or other rights held by ROHM or any other parties. ROHM shall have no responsibility whatsoever for any dispute arising out of the use of such technical information.
- 6) The Products specified in this document are not designed to be radiation tolerant.
- 7) For use of our Products in applications requiring a high degree of reliability (as exemplified below), please contact and consult with a ROHM representative : transportation equipment (i.e. cars, ships, trains), primary communication equipment, traffic lights, fire/crime prevention, safety equipment, medical systems, servers, solar cells, and power transmission systems.
- 8) Do not use our Products in applications requiring extremely high reliability, such as aerospace equipment, nuclear power control systems, and submarine repeaters.
- 9) ROHM shall have no responsibility for any damages or injury arising from non-compliance with the recommended usage conditions and specifications contained herein.
- 10) ROHM has used reasonable care to ensure the accuracy of the information contained in this document. However, ROHM does not warrants that such information is error-free, and ROHM shall have no responsibility for any damages arising from any inaccuracy or misprint of such information.
- 11) Please use the Products in accordance with any applicable environmental laws and regulations, such as the RoHS Directive. For more details, including RoHS compatibility, please contact a ROHM sales office. ROHM shall have no responsibility for any damages or losses resulting non-compliance with any applicable laws or regulations.
- 12) When providing our Products and technologies contained in this document to other countries, you must abide by the procedures and provisions stipulated in all applicable export laws and regulations, including without limitation the US Export Administration Regulations and the Foreign Exchange and Foreign Trade Act.
- 13) This document, in part or in whole, may not be reprinted or reproduced without prior consent of ROHM.



Thank you for your accessing to ROHM product informations.
More detail product informations and catalogs are available, please contact us.

ROHM Customer Support System

<http://www.rohm.com/contact/>