



Chipsmall Limited consists of a professional team with an average of over 10 year of expertise in the distribution of electronic components. Based in Hongkong, we have already established firm and mutual-benefit business relationships with customers from,Europe,America and south Asia,supplying obsolete and hard-to-find components to meet their specific needs.

With the principle of “Quality Parts,Customers Priority,Honest Operation,and Considerate Service”,our business mainly focus on the distribution of electronic components. Line cards we deal with include Microchip,ALPS,ROHM,Xilinx,Pulse,ON,Everlight and Freescale. Main products comprise IC,Modules,Potentiometer,IC Socket,Relay,Connector.Our parts cover such applications as commercial,industrial, and automotives areas.

We are looking forward to setting up business relationship with you and hope to provide you with the best service and solution. Let us make a better world for our industry!



Contact us

Tel: +86-755-8981 8866 Fax: +86-755-8427 6832

Email & Skype: info@chipsmall.com Web: www.chipsmall.com

Address: A1208, Overseas Decoration Building, #122 Zhenhua RD., Futian, Shenzhen, China



- For Detailed LED Data, See Discrete Section, MODEL 200

1

Model^[1]

BP202 ^[5]	Bi-Pin
MB200	Bayonet
MF200 ^[6]	Flange
MG200	Groove
MS200	Screw
WB201	Wedge

TO ORDER, FOLLOW THE EXAMPLE:

Select one **BOLD** component from each SHADED column in the tables below.

1 Model	2 LED	3 Voltage
WB201	-BCG	12H

→Part Number **WB201-BCG12H**

2

MEDIUM INTENSITY - TINTED ENCAPSULATION

LED	Color	λ _{pk} (nm)	I _v ^[2] (mcd)	Viewing Angle	V/C Table ^[3]
-BCR	RED	635	120	35	I
-BCA	AMB	583	100	35	I
-BCG	GRN	565	80	24	I

Voltage/Current

Design Vf/If	Max Vf/If
V/C Table I	
5V/22mA	5.5V/28mA
6V/21mA	7V/27mA
12V/20mA	14V/25mA
15V/24mA	16.5V/28mA
24V/17mA	26V/20mA
28V/16.5mA	30V/18mA

3

Voltage^[4]

2
5H
6H
12H
15H
24H
28H

HIGH INTENSITY- WATERCLEAR ENCAPSULATION

LED	Color	λ _{pk} (nm)	I _v ^[2] (mcd)	Viewing Angle	V/C Table ^[3]
-NWR	RED	634	2800	30	I
-NWO	ORG	605	2000	30	I
-NWA	AMB	592	2800	30	I
-NWG	GRN	520	2400	45	II
-NWB	BLU	465	700	45	II
-NWW	CWHT		2500	50	II
-NWL	WWHT		1800	50	II
-NKR	RED	634	3600	15	I
-NKO	ORG	605	8000	15	I
-NKA	AMB	592	3600	15	I
-NKG	GRN	520	10000	15	II
-NKB	BLU	465	3000	15	II
-NKW	CWHT		9200	20	II
-NKL	WWHT		9200	15	II

Voltage/Current

Design Vf/If	Max Vf/If
V/C Table II	
5V/15mA	5.5V/23mA
6V/15mA	7V/25mA
12V/15mA	14V/20mA
15V/15mA	16.5V/18mA
24V/15mA	26V/18mA
28V/15mA	30V/17mA

WIDE ANGLE/FLAT-TOPPED-WATERCLEAR ENCAPSULATION

LED	Color	λ _{pk} (nm)	I _v ^[2] (mcd)	Viewing Angle	V/C Table ^[3]
-NFR	RED	634	780	75	I
-NFA	AMB	592	600	75	I
-NFG	GRN	520	780	75	II
-NFB	BLU	465	168	75	II
-NFW	WHT		280	75	II

SPECIALTY LEDs

LED	Color	λ _{pk} (nm)	I _v ^[2] (mcd)	Viewing Angle	V/C Table ^[3]	Description
-RLP ^[7]	RED	635	2.3	50	[3]	Low Power
-ALP ^[7]	AMB	583	2.1	50	[3]	Low Power
-GLP ^[7]	GRN	565	2.3	50	[3]	Low Power
-LRG	RED/GRN	660/565	90/40	60	I	Bi-Color, Red Cathode

[1] All Models are center anode (note cathode notch for BP202, BP203 and WB201). Insert C after Model for center cathode (e.g. MF200C).

[2] I_v = typical luminous intensity @ If = 20mA (Ta=25°C). Low Power LEDs = 2mA.

[3] See Voltage/Current table for design specifications. Design current for low power LEDs = 2mA.

[4] Ta = 25°C. Voltage 2 indicates external resistor required. Voltages 5H through 28H are VDC.

[5] For AC operation, insert D after Voltage (e.g. 24HD). D indicates built-in rectifier; not required for 5H.

[5] Optional Socket available. See Model BPS-1 (pg. 72).

[6] Optional Socket available. See Model MFS1-B (pg. 74).

[7] Omit "H" Voltage designation (e.g. MG200-RLP12).

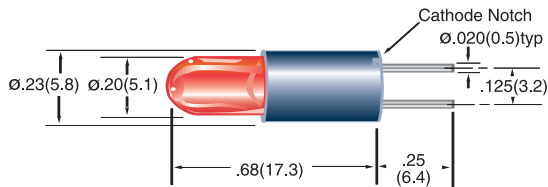
Continued...

T-1 3/4 SUB-MINIATURE LAMP

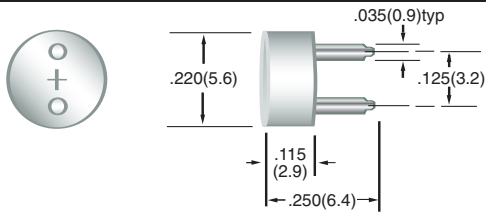
Single-Chip

- For Detailed LED Data, See Discrete Section, MODEL 200

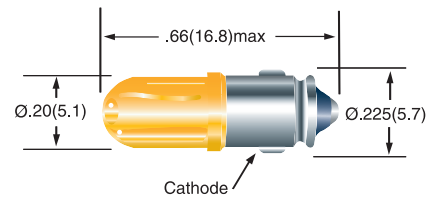
BP202



BPS-1 (Socket for BP202 Lamp)

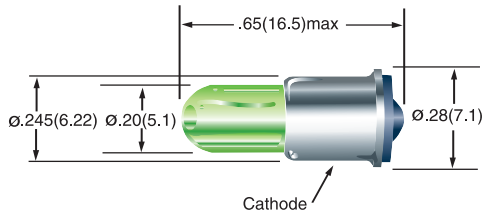


MB200



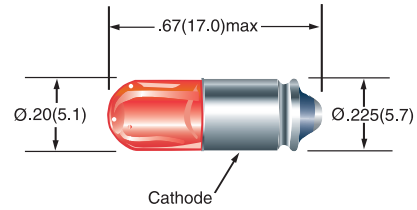
Available with Center Cathode

MF200



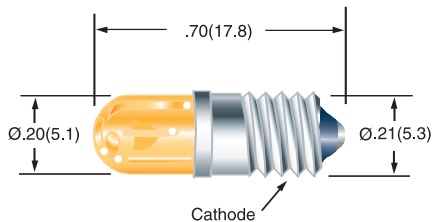
Available with Center Cathode

MG200



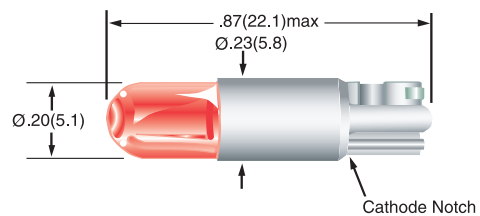
Available with Center Cathode

MS200



Available with Center Cathode

WB201

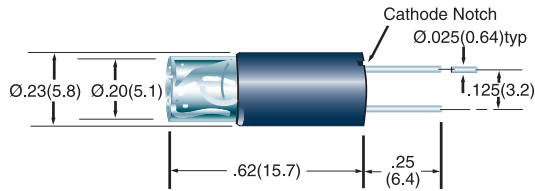


All dimensions are in inches (mm)

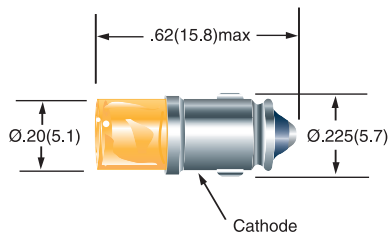
Tolerances: .xx"(.x) ±.025"(.63) / .xxx"(.xx)±.010"(.25)
Specifications are subject to change without notice.

Wide Angle LED Lamps

BP202, NFX Series (75°)

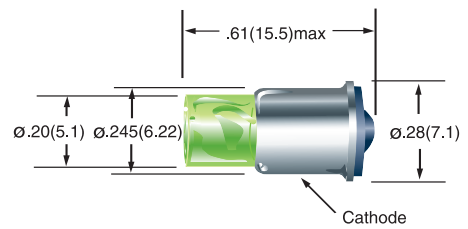


MB200, NFX Series (75°)



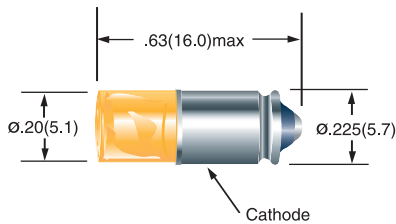
Available with Center Cathode

MF200, NFX Series (75°)



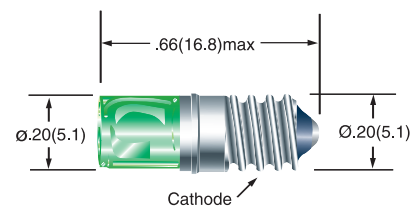
Available with Center Cathode

MG200, NFX Series (75°)



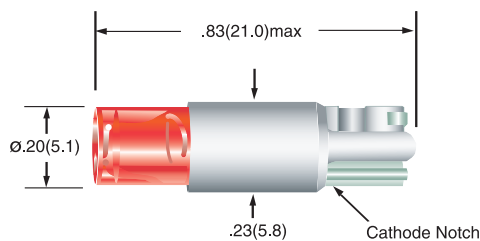
Available with Center Cathode

MS200, NFX Series (75°)



Available with Center Cathode

WB201, NFX Series (75°)



All dimensions are in inches (mm)

Tolerances: .xx"(.x) ±.025"(.63) / .xxx"(.xx)±.010"(.25)

Specifications are subject to change without notice.