



Chipsmall Limited consists of a professional team with an average of over 10 year of expertise in the distribution of electronic components. Based in Hongkong, we have already established firm and mutual-benefit business relationships with customers from,Europe,America and south Asia,supplying obsolete and hard-to-find components to meet their specific needs.

With the principle of "Quality Parts,Customers Priority,Honest Operation,and Considerate Service",our business mainly focus on the distribution of electronic components. Line cards we deal with include Microchip,ALPS,ROHM,Xilinx,Pulse,ON,Everlight and Freescale. Main products comprise IC,Modules,Potentiometer,IC Socket,Relay,Connector.Our parts cover such applications as commercial,industrial, and automotives areas.

We are looking forward to setting up business relationship with you and hope to provide you with the best service and solution. Let us make a better world for our industry!



Contact us

Tel: +86-755-8981 8866 Fax: +86-755-8427 6832


Email & Skype: info@chipsmall.com Web: www.chipsmall.com

Address: A1208, Overseas Decoration Building, #122 Zhenhua RD., Futian, Shenzhen, China



NPN-Silizium-Fototransistor
Silicon NPN Phototransistor
Lead (Pb) Free Product - RoHS Compliant

BPX 81



Wesentliche Merkmale

- Speziell geeignet für Anwendungen im Bereich von 450 nm bis 1100 nm
- Hohe Linearität
- Einstellige Zeilenbauform aus klarem Epoxy
- Gruppiert lieferbar

Anwendungen

- Computer-Blitzlichtgeräte
- Miniaturlichtschranken für Gleich- und Wechsellichtbetrieb
- Industrieelektronik
- „Messen/Steuern/Regeln“

Features

- Especially suitable for applications from 450 nm to 1100 nm
- High linearity
- One-digit array package of transparent epoxy
- Available in groups

Applications

- Computer-controlled flashes
- Miniature photointerrupters
- Industrial electronics
- For control and drive circuits

Typ Type	Bestellnummer Ordering Code	Fotostrom , $E_e = 0.5 \text{ mW/cm}^2$, $\lambda = 950 \text{ nm}$, $V_{CE} = 5 \text{ V}$ Photocurrent $I_{PCE} \text{ (mA)}$
BPX 81	Q62702P0020	> 0.25
BPX 81-2/3	Q62702P3583	0.25...0.80
BPX 81-3	Q62702P0043S0003	0.40...0.80
BPX 81-3/4	Q62702P3584	> 0.40
BPX 81-4	Q62702P0043S0004	> 0.63

Grenzwerte
Maximum Ratings

Bezeichnung Parameter	Symbol Symbol	Wert Value	Einheit Unit
Betriebs- und Lagertemperatur Operating and storage temperature range	$T_{op}; T_{stg}$	- 40 ... + 80	°C
Kollektor-Emitterspannung Collector-emitter voltage	V_{CE}	35	V
Kollektorstrom Collector current	I_C	50	mA
Kollektorspitzenstrom, $\tau < 10 \mu s$ Collector surge current	I_{CS}	200	mA
Verlustleistung, $T_A = 25 \text{ °C}$ Total power dissipation	P_{tot}	90	mW
Wärmewiderstand Thermal resistance	R_{thJA}	750	K/W

Kennwerte ($T_A = 25\text{ °C}$, $\lambda = 950\text{ nm}$)

Characteristics

Bezeichnung Parameter	Symbol Symbol	Wert Value	Einheit Unit
Wellenlänge der max. Fotoempfindlichkeit Wavelength of max. sensitivity	$\lambda_{S\text{ max}}$	850	nm
Spektraler Bereich der Fotoempfindlichkeit $S = 10\%$ von S_{max} Spectral range of sensitivity $S = 10\%$ of S_{max}	λ	450 ... 1100	nm
Bestrahlungsempfindliche Fläche Radiant sensitive area	A	0.11	mm ²
Abmessung der Chipfläche Dimensions of chip area	$L \times B$ $L \times W$	0.5×0.5	mm \times mm
Halbwinkel Half angle	φ	± 18	Grad deg.
Kapazität Capacitance $V_{\text{CE}} = 0\text{ V}$, $f = 1\text{ MHz}$, $E = 0$	C_{CE}	7.5	pF
Dunkelstrom Dark current $V_{\text{CE}} = 20\text{ V}$, $E = 0$	I_{CEO}	1 (≤ 50)	nA

Die Fototransistoren werden nach ihrer Fotoempfindlichkeit gruppiert und mit arabischen Ziffern gekennzeichnet.

The phototransistors are grouped according to their spectral sensitivity and distinguished by arabian figures.

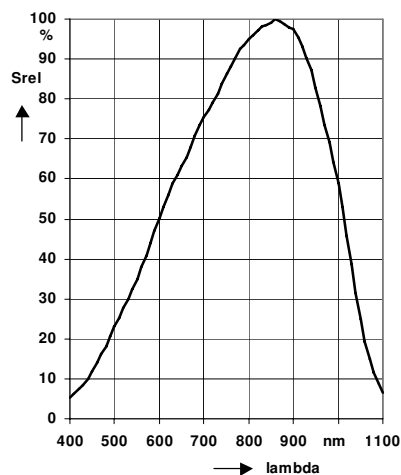
Bezeichnung Parameter	Symbol Symbol	Wert Value			Einheit Unit
		-2	-3	-4	
Fotostrom, $\lambda = 950 \text{ nm}$ Photocurrent $E_e = 0.5 \text{ mW/cm}^2$, $V_{CE} = 5 \text{ V}$ $E_v = 1000 \text{ lx}$, Normlicht/standard light A, $V_{CE} = 5 \text{ V}$	I_{PCE} I_{PCE}	0.25...0.50 1.2	0.40...0.80 1.9	≥ 0.63 2.9	mA mA
Anstiegszeit/Abfallzeit Rise and fall time $I_C = 1 \text{ mA}$, $V_{CC} = 5 \text{ V}$, $R_L = 1 \text{ k}\Omega$	t_r , t_f	5.5	6	8	μs
Kollektor-Emitter-Sättigungsspannung Collector-emitter saturation voltage $I_C = I_{PCEmin}^{1)} \times 0.3$ $E_e = 0.5 \text{ mW/cm}^2$	V_{CEsat}	150	150	150	mV

¹⁾ I_{PCEmin} ist der minimale Fotostrom der jeweiligen Gruppe.

¹⁾ I_{PCEmin} is the min. photocurrent of the specified group.

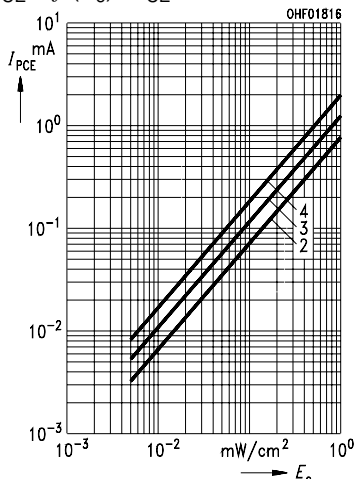
Relative Spectral Sensitivity

$S_{rel} = f(\lambda)$



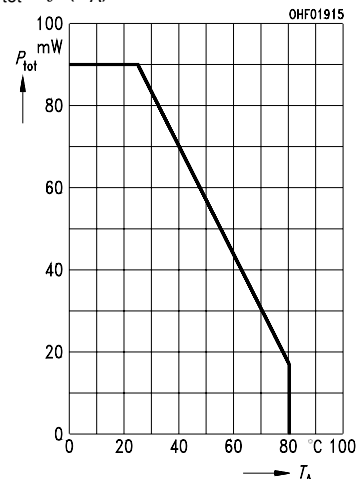
Photocurrent

$I_{PCE} = f(E_e), V_{CE} = 5 V$



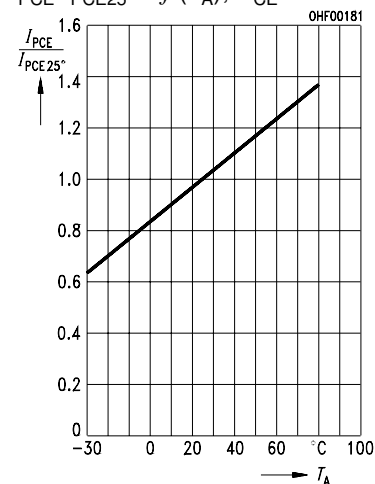
Total Power Dissipation

$P_{tot} = f(T_A)$



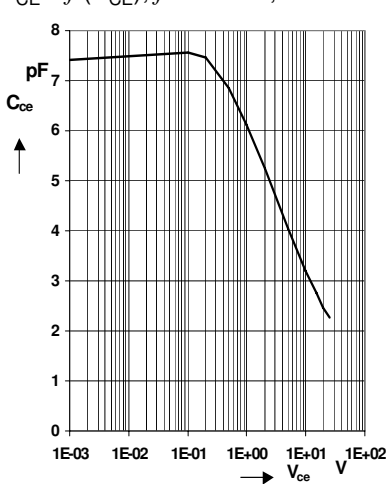
Photocurrent

$I_{PCE}/I_{PCE25^\circ} = f(T_A), V_{CE} = 5 V$



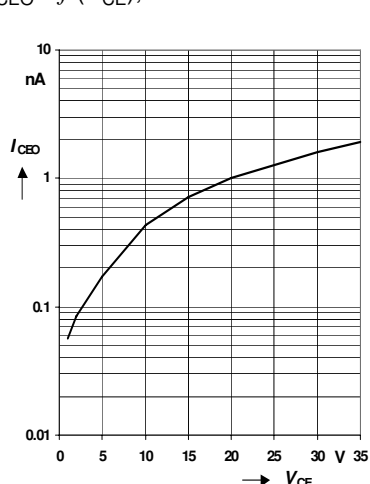
Collector-Emitter Capacitance

$C_{CE} = f(V_{CE}), f = 1 \text{ MHz}, E = 0$



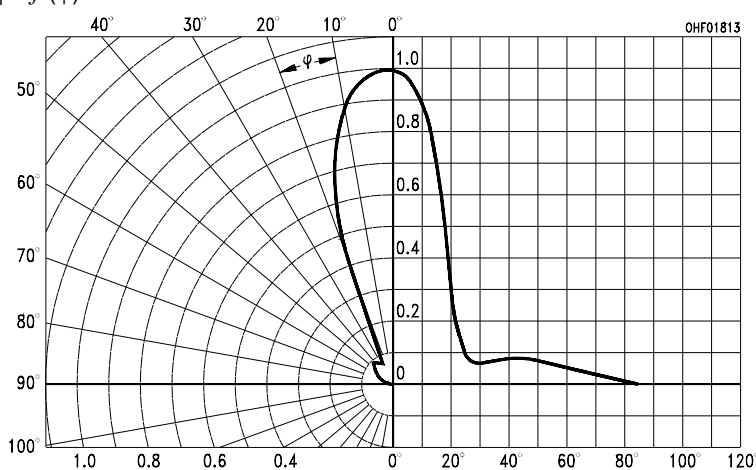
Dark Current

$I_{CEO} = f(V_{CE}), E = 0$



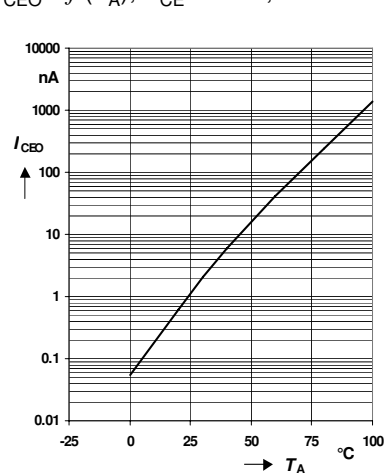
Directional Characteristics

$S_{rel} = f(\varphi)$

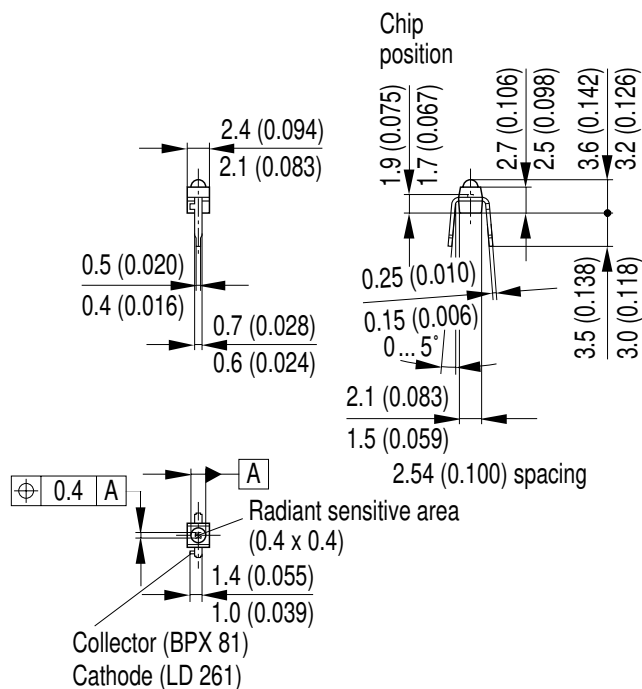


Dark Current

$I_{CEO} = f(T_A), V_{CE} = 20 V, E = 0$



Maßzeichnung
Package Outlines



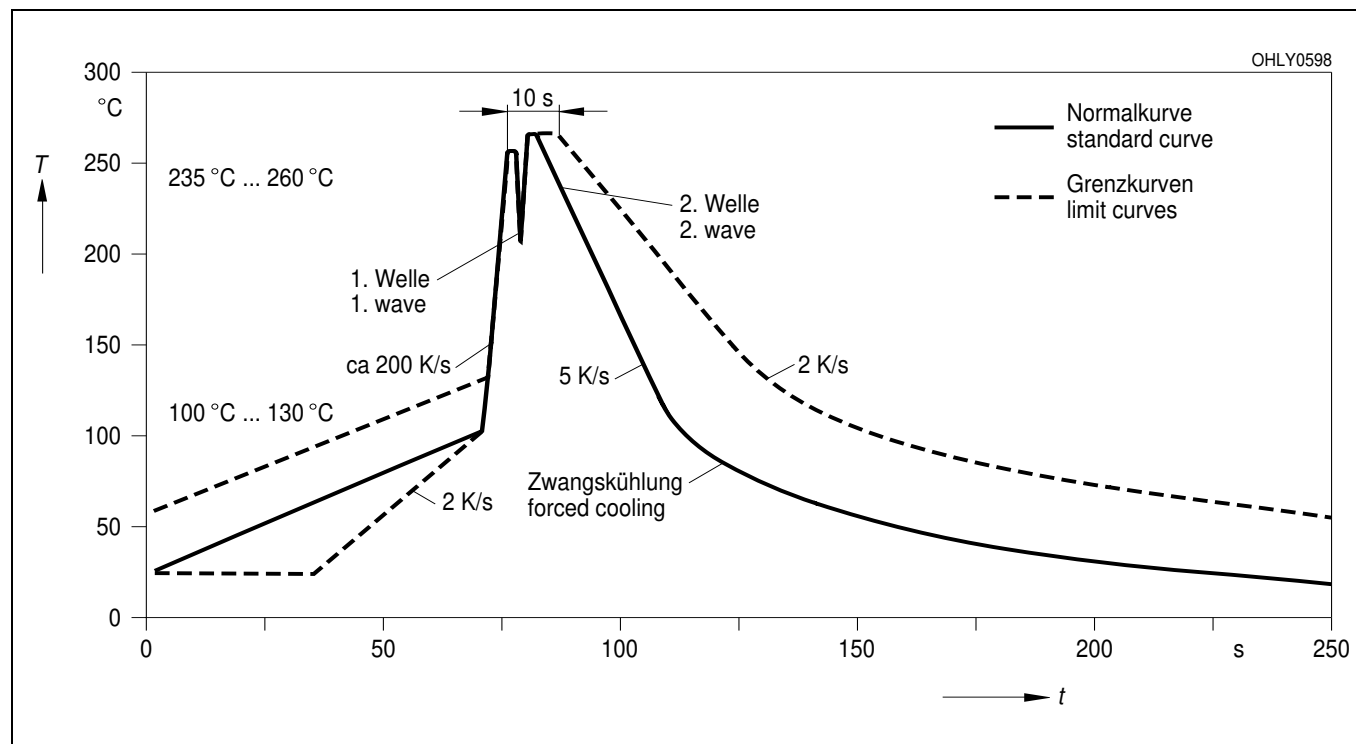
1) Detaching area for tools, flash not true to size.
Approx. weight 0.03 g

GEOY6021

Maße in mm (inch) / Dimensions in mm (inch).

Lötbedingungen
Soldering Conditions
Wellenlöten (TTW)
TTW Soldering

(nach CECC 00802)
(acc. to CECC 00802)



Published by
OSRAM Opto Semiconductors GmbH
Wernerwerkstrasse 2, D-93049 Regensburg
www.osram-os.com
© All Rights Reserved.

EU RoHS and China RoHS compliant product



此产品符合欧盟 RoHS 指令的要求；

按照中国的相关法规和标准，不含有毒有害物质或元素。

The information describes the type of component and shall not be considered as assured characteristics. Terms of delivery and rights to change design reserved. Due to technical requirements components may contain dangerous substances. For information on the types in question please contact our Sales Organization.

Packing

Please use the recycling operators known to you. We can also help you – get in touch with your nearest sales office. By agreement we will take packing material back, if it is sorted. You must bear the costs of transport. For packing material that is returned to us unsorted or which we are not obliged to accept, we shall have to invoice you for any costs incurred.

Components used in life-support devices or systems must be expressly authorized for such purpose! Critical components¹, may only be used in life-support devices or systems² with the express written approval of OSRAM OS.

¹ A critical component is a component used in a life-support device or system whose failure can reasonably be expected to cause the failure of that life-support device or system, or to affect its safety or effectiveness of that device or system.

² Life support devices or systems are intended (a) to be implanted in the human body, or (b) to support and/or maintain and sustain human life. If they fail, it is reasonable to assume that the health of the user may be endangered.