



Chipsmall Limited consists of a professional team with an average of over 10 year of expertise in the distribution of electronic components. Based in Hongkong, we have already established firm and mutual-benefit business relationships with customers from,Europe,America and south Asia,supplying obsolete and hard-to-find components to meet their specific needs.

With the principle of “Quality Parts,Customers Priority,Honest Operation,and Considerate Service”,our business mainly focus on the distribution of electronic components. Line cards we deal with include Microchip,ALPS,ROHM,Xilinx,Pulse,ON,Everlight and Freescale. Main products comprise IC,Modules,Potentiometer,IC Socket,Relay,Connector.Our parts cover such applications as commercial,industrial, and automotives areas.

We are looking forward to setting up business relationship with you and hope to provide you with the best service and solution. Let us make a better world for our industry!



Contact us

Tel: +86-755-8981 8866 Fax: +86-755-8427 6832

Email & Skype: info@chipsmall.com Web: www.chipsmall.com

Address: A1208, Overseas Decoration Building, #122 Zhenhua RD., Futian, Shenzhen, China



Silicon Bridge Rectifier

$V_{RRM} = 50\text{ V} - 1000\text{ V}$
 $I_F = 3\text{ A}$

Features

- Types up to 1000 V V_{RRM}
- Ideal for printed circuit board
- Low forward voltage drop
- High temperature soldering guaranteed: 250⁰C/ 10 seconds, 0.375" lead length
- Low leakage current

BR-3 Package



Mechanical Data

Case: Molded plastic body

Polarity: Marked on body

Mounting position: Any

Mounting: Hole for number 6 screw

Maximum ratings, at $T_j = 25\text{ }^\circ\text{C}$, unless otherwise specified

Parameter	Symbol	Conditions	BR305	BR31	BR32	BR34	Unit
Repetitive peak reverse voltage	V_{RRM}		50	100	200	400	V
RMS reverse voltage	V_{RMS}		35	70	140	280	V
DC blocking voltage	V_{DC}		50	100	200	400	V
Continuous forward current	I_F	$T_C \leq 50\text{ }^\circ\text{C}$	3	3	3	3	A
Surge non-repetitive forward current, Half Sine Wave	$I_{F,SM}$	$T_C = 25\text{ }^\circ\text{C}$, $t_p = 8.3\text{ ms}$	50	50	50	50	A
Operating temperature	T_j		-65 to 125	-65 to 125	-65 to 125	-65 to 125	$^\circ\text{C}$
Storage temperature	T_{stg}		-65 to 150	-65 to 150	-65 to 150	-65 to 150	$^\circ\text{C}$

Electrical characteristics, at $T_j = 25\text{ }^\circ\text{C}$, unless otherwise specified

Parameter	Symbol	Conditions	BR305	BR31	BR32	BR34	Unit
Diode forward voltage	V_F	$I_F = 1.5\text{ A}$, $T_j = 25\text{ }^\circ\text{C}$	1	1	1	1	V
Reverse current	I_R	$V_R = 50\text{ V}$, $T_j = 25\text{ }^\circ\text{C}$ $V_R = 50\text{ V}$, $T_j = 100\text{ }^\circ\text{C}$	10 100	10 100	10 100	10 100	μA

FIG.1-TYPICAL FORWARD CURRENT DERATING CURVE

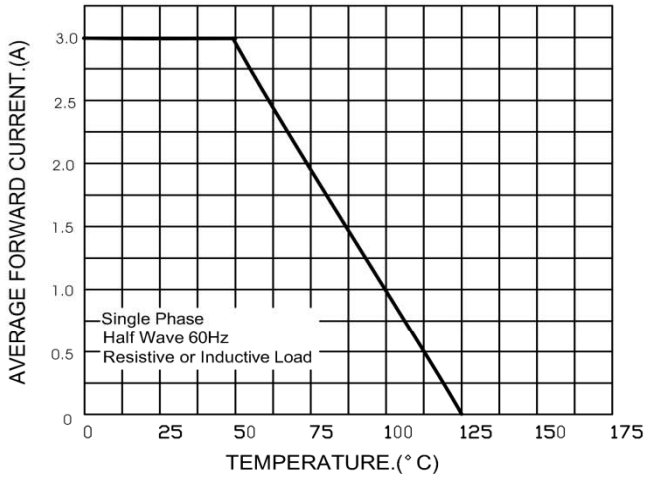


FIG.2-MAXIMUM NON-REPETITIVE FORWARD SURGE CURRENT

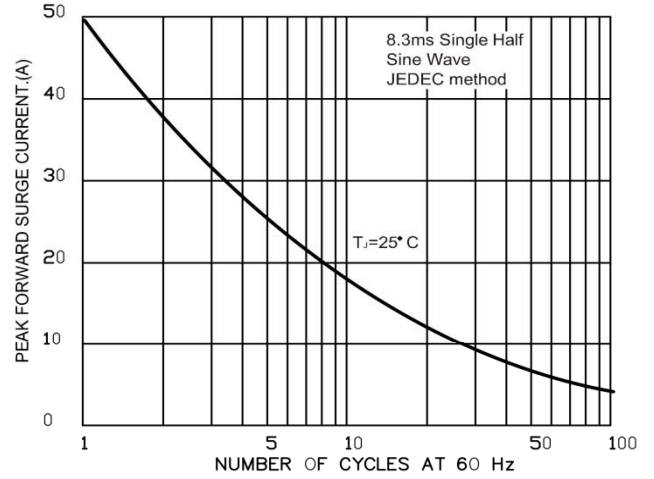


FIG.3-TYPICAL FORWARD CHARACTERISTICS

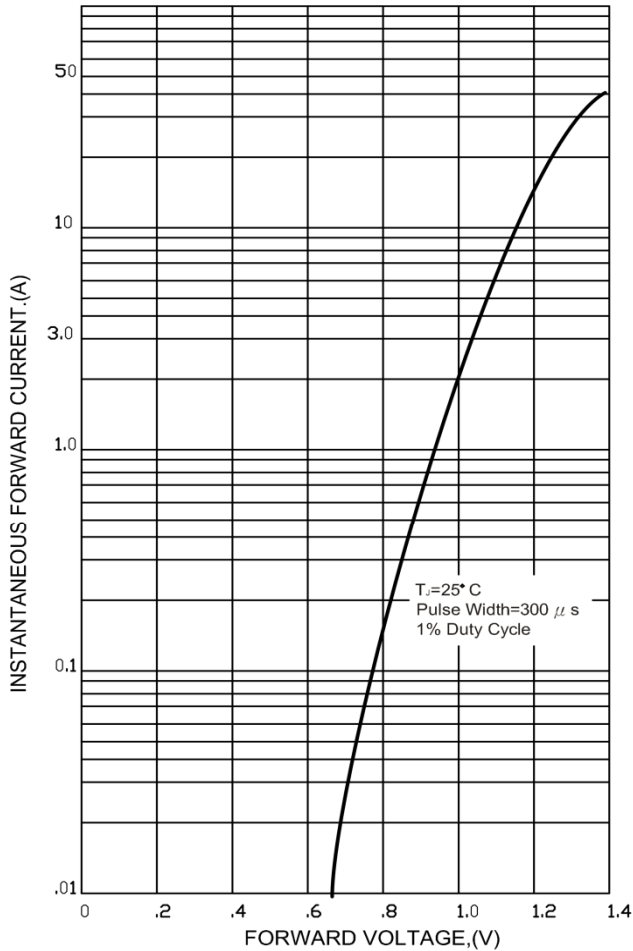


FIG.4-TYPICAL REVERSE CHARACTERISTICS

