



Chipsmall Limited consists of a professional team with an average of over 10 year of expertise in the distribution of electronic components. Based in Hongkong, we have already established firm and mutual-benefit business relationships with customers from,Europe,America and south Asia,supplying obsolete and hard-to-find components to meet their specific needs.

With the principle of "Quality Parts,Customers Priority,Honest Operation,and Considerate Service",our business mainly focus on the distribution of electronic components. Line cards we deal with include Microchip,ALPS,ROHM,Xilinx,Pulse,ON,Everlight and Freescale. Main products comprise IC,Modules,Potentiometer,IC Socket,Relay,Connector.Our parts cover such applications as commercial,industrial, and automotives areas.

We are looking forward to setting up business relationship with you and hope to provide you with the best service and solution. Let us make a better world for our industry!



Contact us

Tel: +86-755-8981 8866 Fax: +86-755-8427 6832

Email & Skype: info@chipsmall.com Web: www.chipsmall.com

Address: A1208, Overseas Decoration Building, #122 Zhenhua RD., Futian, Shenzhen, China





Micro Commercial Components

Micro Commercial Components
 20736 Marilla Street Chatsworth
 CA 91311
 Phone: (818) 701-4933
 Fax: (818) 701-4939

**BR805DL
 THRU
 BR810DL**

Features

- Any Mounting Position
- Surge Rating Of 50 Amps
- Low Forward Voltage Drop
- UL Recognized File # E165989
- Case Material: Molded Plastic. UL Flammability Classification Rating 94V-0 and MSL Rating 1

Maximum Ratings

- Operating Junction Temperature: -55°C to +125°C
- Storage Temperature: -55°C to +150°C

MCC Catalog Number	Device Marking	Maximum Recurrent Peak Reverse Voltage	Maximum RMS Voltage	Maximum DC Blocking Voltage
BR805DL	BR805DL	50V	35V	50V
BR81DL	BR81DL	100V	70V	100V
BR82DL	BR82DL	200V	140V	200V
BR84DL	BR84DL	400V	280V	400V
BR86DL	BR86DL	600V	420V	600V
BR88DL	BR88DL	800V	560V	800V
BR810DL	BR810DL	1000V	700V	1000V

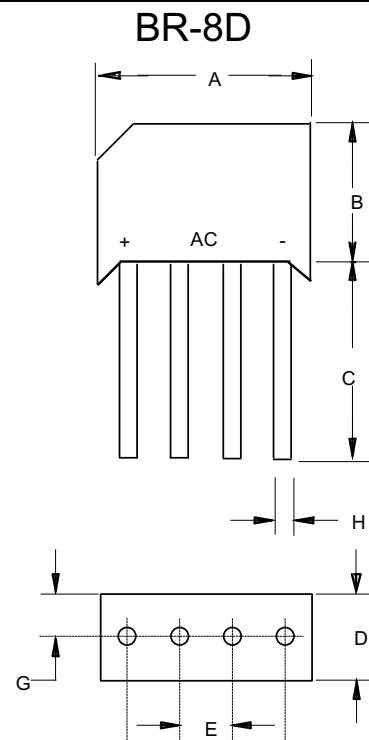
Electrical Characteristics @ 25°C Unless Otherwise Specified

Average Forward Current	$I_{F(AV)}$	2.0A	$T_C = 25^\circ\text{C}$
Peak Forward Surge Current	I_{FSM}	50A	8.3ms, half sine
Maximum Forward Voltage Drop Per Element	V_F	1.1V	$I_{FM} = 1.0A$ per element; $T_A = 25^\circ\text{C}^*$
Maximum DC Reverse Current At Rated DC Blocking Voltage	I_R	10µA 1.0mA	$T_J = 25^\circ\text{C}$ $T_J = 100^\circ\text{C}$

*Pulse test: Pulse width 300 µsec, Duty cycle 1%

Notes: 1. High Temperature Solder Exemption Applied, see EU Directive Annex 7.

**2 Amp Single Phase
 Bridge Rectifier
 50 to 1000 Volts**



DIM	DIMENSIONS				NOTE
	INCHES		MM		
A	---	.708	---	18.00	
B	.511	.591	13.00	15.00	
C	.750	---	19.00	---	
D	.236	.276	6.00	7.00	
E	.140	.160	3.60	4.10	
G	.125(TYP)		3.20(TYP)		
H	.030	.032	0.76	0.81	∅

BR805DL thru BR810DL

Figure 1
Typical Forward Characteristics

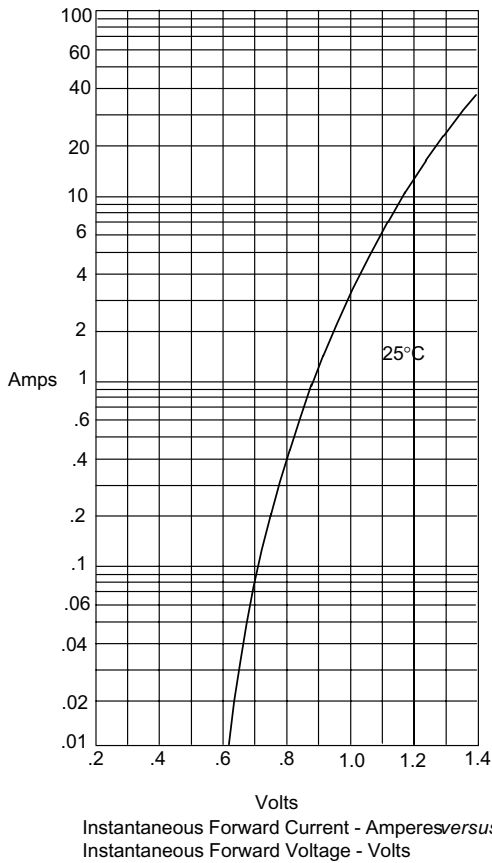


Figure 2
Typical Reverse Characteristics

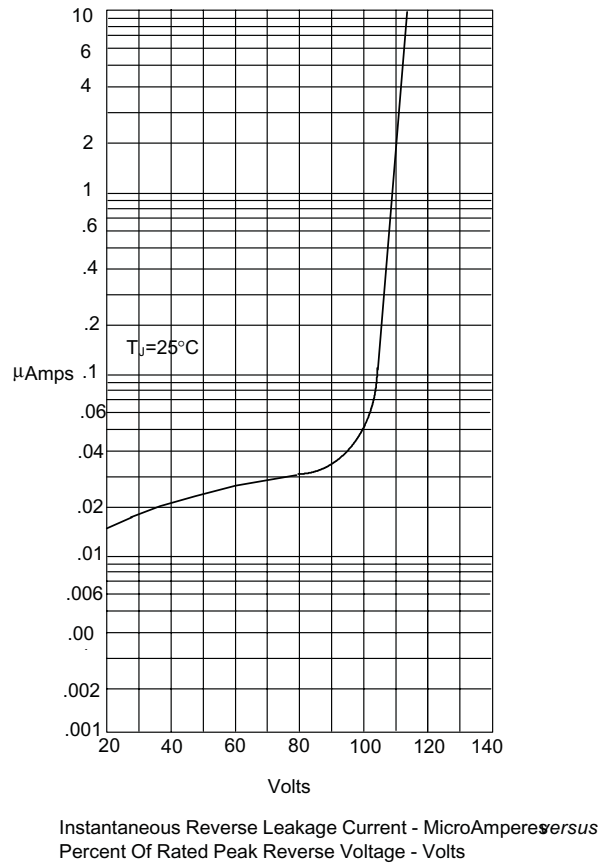


Figure 3
Forward Derating Curve

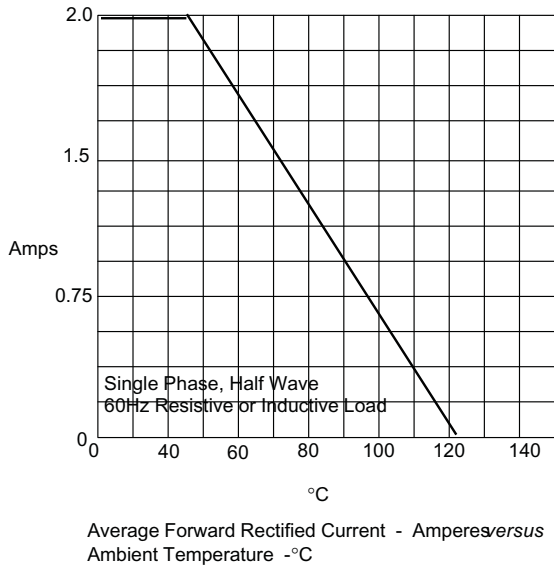
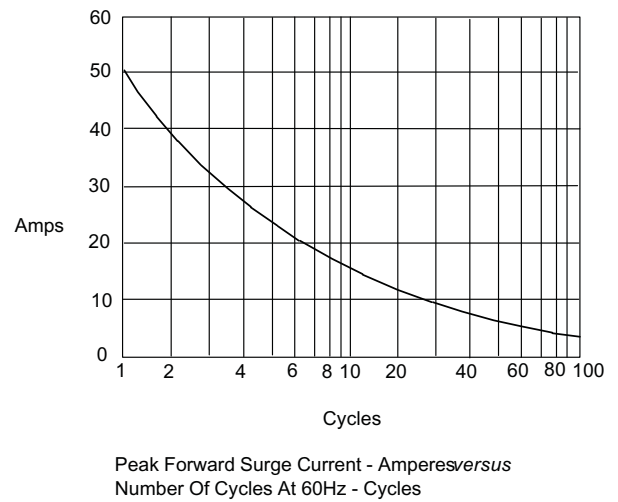


Figure 4
Maximum Non-Repetitive Forward Surge Current





Micro Commercial Components

Ordering Information

Device	Packing
(Part Number)-BP	Bulk;500pcs/Box

*****IMPORTANT NOTICE*****

Micro Commercial Components Corp. reserves the right to make changes without further notice to any product herein to make corrections, modifications, enhancements, improvements, or other changes. *Micro Commercial Components Corp.* does not assume any liability arising out of the application or use of any product described herein; neither does it convey any license under its patent rights, nor the rights of others. The user of products in such applications shall assume all risks of such use and will agree to hold *Micro Commercial Components Corp.* and all the companies whose products are represented on our website, harmless against all damages.

*****APPLICATIONS DISCLAIMER*****

Products offer by *Micro Commercial Components Corp.* are not intended for use in Medical, Aerospace or Military Applications.

www.mccsemi.com