



Chipsmall Limited consists of a professional team with an average of over 10 year of expertise in the distribution of electronic components. Based in Hongkong, we have already established firm and mutual-benefit business relationships with customers from,Europe,America and south Asia,supplying obsolete and hard-to-find components to meet their specific needs.

With the principle of “Quality Parts,Customers Priority,Honest Operation,and Considerate Service”,our business mainly focus on the distribution of electronic components. Line cards we deal with include Microchip,ALPS,ROHM,Xilinx,Pulse,ON,Everlight and Freescale. Main products comprise IC,Modules,Potentiometer,IC Socket,Relay,Connector.Our parts cover such applications as commercial,industrial, and automotives areas.

We are looking forward to setting up business relationship with you and hope to provide you with the best service and solution. Let us make a better world for our industry!



## Contact us


Tel: +86-755-8981 8866 Fax: +86-755-8427 6832

Email & Skype: info@chipsmall.com Web: www.chipsmall.com

Address: A1208, Overseas Decoration Building, #122 Zhenhua RD., Futian, Shenzhen, China



## 1-Pole IEC Class I coordinated lightning current arresters for 75V to 1000V TN and TT wind power systems



### TN and 1-phase TT system arresters

The features of these single-pole devices are for use as a single device or in combination with other devices.

### TT system arresters

Provide a current arresting means between neutral conductor and protective conductor in TT systems. These devices help ensure fulfilling the requirements for protection of personnel and equipment in "3+1" and "1+1" circuits.

### Optional remote contact signaling

The three-pole terminal remote contact signaling option has a floating changeover contact for use as a break or make contact, according to circuit concept.

### Specifications:

#### System volts

- 75Vac to 1000Vac (see ordering information table for details)

#### System types

- TN
- TT

#### Agency information

- CE
- CSA
- KEMA
- RoHS compliant

#### Mounting

- 35mm DIN-Rail

#### Warranty

- Five years

### Catalog symbol:

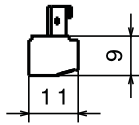
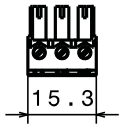
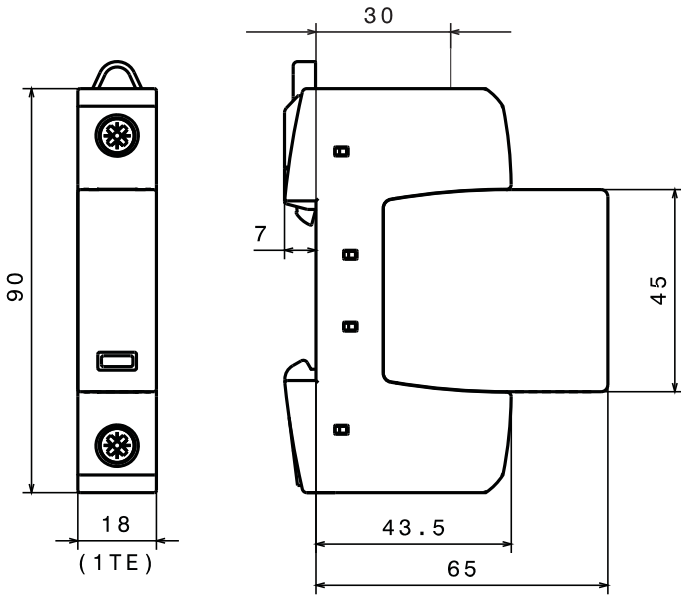
- BSPG1230WE
- BSPG1230WER
- BSPM\_WE
- BSPM\_WER

### Description:

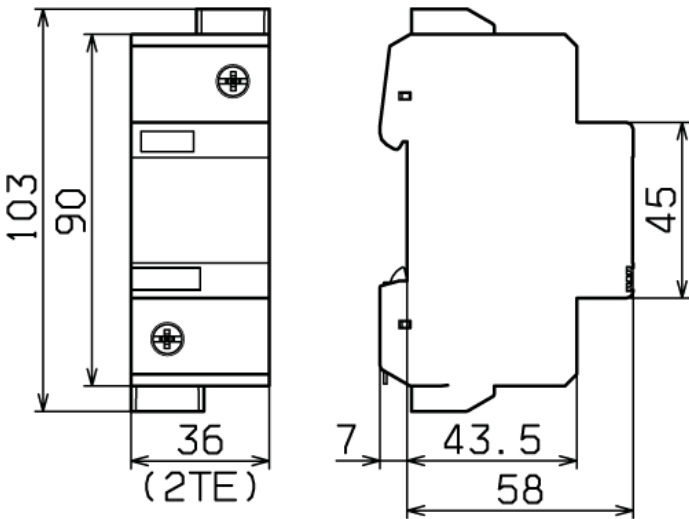
Eaton's Bussman™ series of one-pole IEC Class II modular surge arresters feature local, *easyID™* visual indication and optional remote contact signaling. The unique module locking system on the 75 to 690 volt arresters fixes the protection module to the base part. Modules can be easily replaced without tools by simply depressing the release buttons. Integrated mechanical coding between the base and protection module ensures against installing an incorrect replacement module.

**Dimensions - mm:**

**75V to 690V**

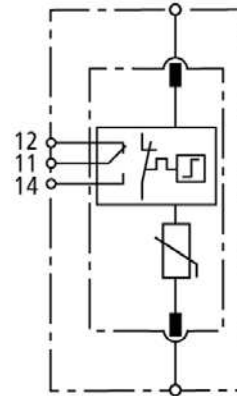
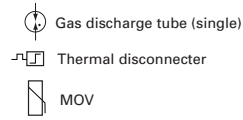


**1000V**

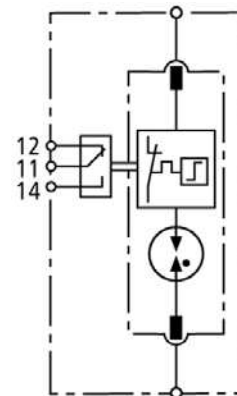


**Module circuit diagrams:**

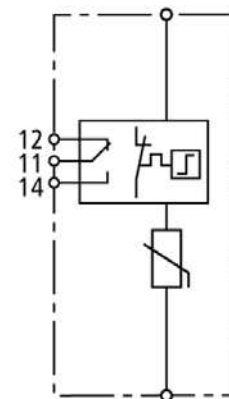
Shown with optional remote contact signaling.



BSPM175WE(R)  
BSPM1400WE(R)  
BSPM1690WE(R)



BSPG1230WE(R)



BSPM11000WE(R)

Shown with optional remote contact signaling.

### Ordering information:

System voltage (50-60Hz) / poles		75V / 1	230V / 1	400V / 1	400V†/690V†† / 1	1000V / 1
Max. Continuous Operating Voltage (MCOV) [U <sub>c</sub> ] AC (50-60Hz)		75V	255V	440V	600V	1000V
Catalog numbers (base + modules)	W/ remote signaling	BSPM175WE	BSPG1230WE	BSPM1400WE	BSPM1690WE	BSPM11000WE
	W/ remote signaling	BSPM175WER	BSPG1230WER	BSPM1400WER	BSPM1690WER	BSPM11000WER
Replacement modules		BPM75WE	BPG255NPEWE*	BPM440WE	BPM750WE	N/A

Specifications						
Line system type		TN / TT	TT	TN / TT	TN / TT	TN / TT
Max. continuous operating DC voltage [U <sub>c</sub> ]		100V	—	585	600V	1000V
Rated varistor voltage AC [U <sub>mov</sub> ]		—	—	—	750V	1000V
Nominal discharge current (8/20μs) [I <sub>n</sub> ]		10kA	20kA	20kA	15kA	15kA
Max. discharge current (8/20μs) [I <sub>max</sub> ]		40kA	40kA	40kA	25kA	30kA
Follow current extinguishing capability [I <sub>f</sub> ]		—	100 Arms	—	—	—
Lightning impulse current (10/350μs) [I <sub>imp</sub> ]		—	12kA	—	—	—
Voltage protection level		[U <sub>p</sub> ] ≤ 0.4kV	≤ 1.5kV	≤ 2.0kV	≤ 3kV	≤ 4.2kV
		[U <sub>p</sub> ] at 5kA ≤ 0.35kV	—	≤ 1.7kV	≤ 2.5kV	≤ 3.5kV
Response time [t <sub>a</sub> ]		≤ 25 ns	≤ 100 ns	≤ 25 ns	≤ 25 ns	≤ 25 ns
Max. mains-side overcurrent protection		125A gG	—	125A gG	100A gG	100A aM**
Short-circuit withstand capability for max. mains-side overcurrent protection (I <sub>scCR</sub> )		50kA <sub>rms</sub>	—	25kA <sub>rms</sub>	25kA <sub>rms</sub>	25kA <sub>rms</sub>
Temporary Overvoltage (TOV) [U <sub>T</sub> ]		Withstand	90V / 5 sec.	1200V / 200ms	580V / 5 sec.	900V / 5 sec.
		Safe failure	—	—	—	—
Agency information		KEMA, CSA	KEMA	KEMA, CSA	KEMA, CSA	—
Capacity (DIN 43880)		1 Mod.	1 Mod.	1 Mod.	1 Mod.	2 Mod.
SPD according to		EN 61643-11 Type 2, IEC 61643-11 Class II				
Operating environment [T <sub>v</sub> ]		-40°C to +80°C, 5% to 95% RH				
Operating state/fault indication		Green (good) / Red (replace)				
Number of ports		1				
Cross-Sectional Area		Min.	1.5mm <sup>2</sup> / 14AWG solid / flexible			
		Max.	35mm <sup>2</sup> / 2AWG stranded-25mm <sup>2</sup> / 4AWG flexible			
Mounting		35mm DIN-Rail per EN 60715				
Enclosure material		Thermoplastic, UL 94V0				
Location category		Indoor				
Degree of protection		IP20 (built-in)				
Product warranty		Five years***				

Remote contact signaling		
Remote contact signaling type		Changeover contact
Switching capacity (volts/mps)	AC	250V / 0.5A
	DC	250V / 0.1A; 125V / 0.2A; 75V / 0.5A
Conductor ratings and cross-sectional area		60/75°C Max. 1.5mm <sup>2</sup> / 14AWG solid / flexible
Ordering information		Order from catalog numbers above

\* N-PE surge arrester for location between neutral conductor and protective conductor in TT systems.  
 \*\* 125A gG @ 690Vac.  
 \*\*\* See Eaton's Bussmann series SPD limited warranty statement (3A1502) for details at [www.cooperbussmann.com/surge](http://www.cooperbussmann.com/surge).  
 † 400V [L-N]  
 †† 690V [L-L]

### Recommended Bussmann series NH DIN back up fuses

Size	Fuse catalog number
00	100NHG00B-690
00	125NHG00B-690

The only controlled copy of this data sheet is the electronic read-only version located on the Eaton network drive. All other copies of this document are by definition uncontrolled. This bulletin is intended to clearly present comprehensive product data and provide technical information that will help the end user with design applications. Eaton reserves the right, without notice, to change design or construction of any products and to discontinue or limit distribution of any products. Eaton also reserves the right to change or update, without notice, any technical information contained in this bulletin. Once a product has been selected, it should be tested by the user in all possible applications.

**Eaton**  
1000 Eaton Boulevard  
Cleveland, OH 44122  
Eaton.com

Bussmann Division  
114 Old State Road  
Ellisville, MO 63021  
United States  
Eaton.com/bussmannseries

© 2015 Eaton  
All Rights Reserved  
Printed in USA  
Publication No. 2092 — MC-SB15XXX  
December 2015

Eaton and Bussmann are valuable trademarks of Eaton in the U.S. and other countries. You are not permitted to use the Eaton trademarks without prior written consent of Eaton.

For Eaton's Bussmann series  
product information,  
call **1-855-287-7626** or visit:  
**Eaton.com/bussmannseries**



Follow us on social media to get the latest product and support information.

