



Chipsmall Limited consists of a professional team with an average of over 10 year of expertise in the distribution of electronic components. Based in Hongkong, we have already established firm and mutual-benefit business relationships with customers from,Europe,America and south Asia,supplying obsolete and hard-to-find components to meet their specific needs.

With the principle of “Quality Parts,Customers Priority,Honest Operation,and Considerate Service”,our business mainly focus on the distribution of electronic components. Line cards we deal with include Microchip,ALPS,ROHM,Xilinx,Pulse,ON,Everlight and Freescale. Main products comprise IC,Modules,Potentiometer,IC Socket,Relay,Connector.Our parts cover such applications as commercial,industrial, and automotives areas.

We are looking forward to setting up business relationship with you and hope to provide you with the best service and solution. Let us make a better world for our industry!



Contact us

Tel: +86-755-8981 8866 Fax: +86-755-8427 6832

Email & Skype: info@chipsmall.com Web: www.chipsmall.com

Address: A1208, Overseas Decoration Building, #122 Zhenhua RD., Futian, Shenzhen, China



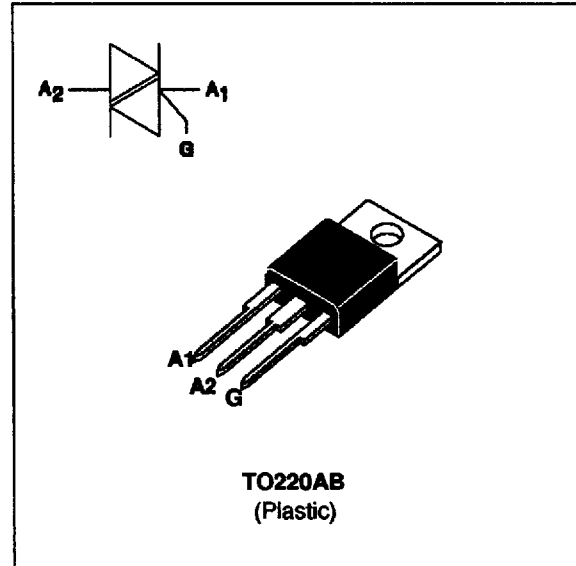
SNUBBERLESS TRIACS

FEATURES

- HIGH COMMUTATION : $(di/dt)_c > 7A/ms$ without snubber
- HIGH SURGE CURRENT : $I_{TSM} = 80A$
- V_{DRM} UP TO 800V
- BTA Family :
 INSULATING VOLTAGE = 2500V_(RMS)
 (UL RECOGNIZED : E81734)

DESCRIPTION

The BTA/BTB08 BW/CW triac family are high performance glass passivated chips technology. The SNUBBERLESS™ concept offer suppression of RC network and it is suitable for application such as phase control and static switching on inductive or resistive load.



ABSOLUTE RATINGS (limiting values)

Symbol	Parameter		Value	Unit	
$I_T(RMS)$	RMS on-state current (360° conduction angle)	BTA	$T_c = 90\text{ °C}$	8	A
		BTB	$T_c = 95\text{ °C}$		
I_{TSM}	Non repetitive surge peak on-state current (T_j initial = 25°C)	$t_p = 8.3\text{ ms}$		85	A
		$t_p = 10\text{ ms}$		80	
I^2t	I^2t value	$t_p = 10\text{ ms}$		32	A ² s
di/dt	Critical rate of rise of on-state current Gate supply : $I_G = 500mA$ $di_G/dt = 1A/\mu s$	Repetitive $F = 50\text{ Hz}$		20	A/ μs
		Non Repetitive		100	
T_{stg} T_j	Storage and operating junction temperature range		- 40 to + 150 - 40 to + 125	°C °C	
T_l	Maximum lead temperature for soldering during 10 s at 4.5 mm from case		260	°C	

Symbol	Parameter	BTA / BTB08-... BW/CW				Unit
		400	600	700	800	
V_{DRM} V_{RRM}	Repetitive peak off-state voltage $T_j = 125\text{ °C}$	400	600	700	800	V

THERMAL RESISTANCES

Symbol	Parameter	Value	Unit
Rth (j-a)	Junction to ambient	60	°C/W
Rth (j-c) DC	Junction to case for DC	BTA	4.4
		BTB	3.3
Rth (j-c) AC	Junction to case for 360° conduction angle (F= 50 Hz)	BTA	3.3
		BTB	2.5

GATE CHARACTERISTICS (maximum values)

PG (AV) = 1W PGM = 10W (tp = 20 μs) IGM = 4A (tp = 20 μs) VGM = 16V (tp = 20 μs).

ELECTRICAL CHARACTERISTICS

Symbol	Test Conditions		Quadrant		Suffix		Unit
					BW	CW	
IGT	VD=12V (DC) RL=33Ω	Tj=25°C	I-II-III	MIN	2	1	mA
				MAX	50	35	
VGT	VD=12V (DC) RL=33Ω	Tj=25°C	I-II-III	MAX	1.5		V
VGD	VD=VDRM RL=3.3kΩ	Tj=125°C	I-II-III	MIN	0.2		V
tgt	VD=VDRM IG = 500mA dIG/dt = 3A/μs	Tj=25°C	I-II-III	TYP	2		μs
IL	IG=1.2 IGT	Tj=25°C	I-III	TYP	40	-	mA
			II	TYP	80	-	
			I-III	MAX	-	50	
			II	MAX	-	80	
IH *	IT= 500mA gate open	Tj=25°C		MAX	50	35	mA
VTM *	ITM= 11A tp= 380μs	Tj=25°C		MAX	1.75		V
IDRM IRRM	VDRM Rated VRRM Rated	Tj=25°C		MAX	0.01		mA
		Tj=125°C		MAX	2		
dV/dt *	Linear slope up to VD=67%VDRM gate open	Tj=125°C		MIN	500	250	V/μs
				TYP	750	500	
(di/dt)c *	Without snubber	Tj=125°C		MIN	7	4.5	A/ms
				TYP	14	9	

* For either polarity of electrode A2 voltage with reference to electrode A1.

ORDERING INFORMATION

Package	$I_T(RMS)$	V_{DRM} / V_{RRM}	Sensitivity Specification	
	A	V	BW	CW
BTA (Insulated)	8	400	X	X
		600	X	X
		700	X	X
		800	X	X
BTB (Uninsulated)	8	400	X	X
		600	X	X
		700	X	X
		800	X	X

Fig.1 : Maximum RMS power dissipation versus RMS on-state current ($F=50Hz$).
(Curves are cut off by $(di/dt)_c$ limitation)

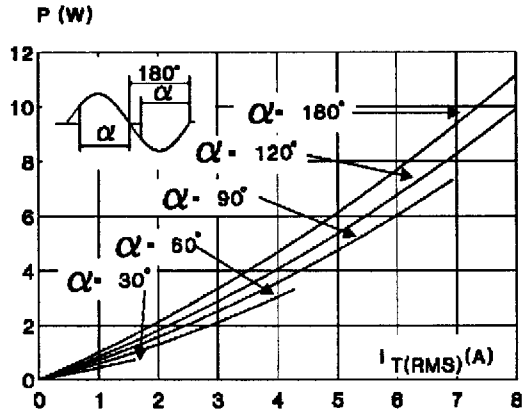


Fig.2 : Correlation between maximum RMS power dissipation and maximum allowable temperatures (T_{amb} and T_{case}) for different thermal resistances heatsink + contact (BTA).

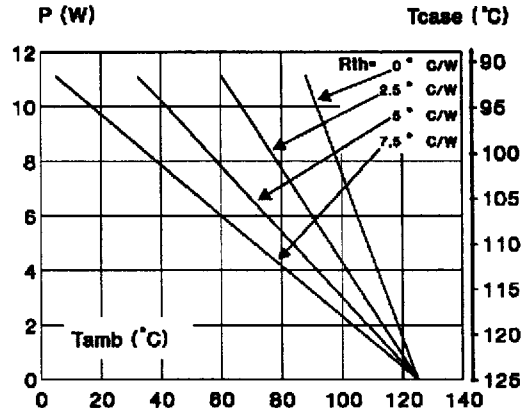


Fig.3 : Correlation between maximum RMS power dissipation and maximum allowable temperatures (T_{amb} and T_{case}) for different thermal resistances heatsink + contact (BTB).

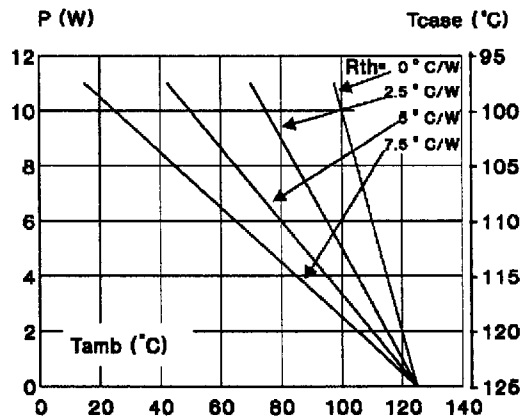
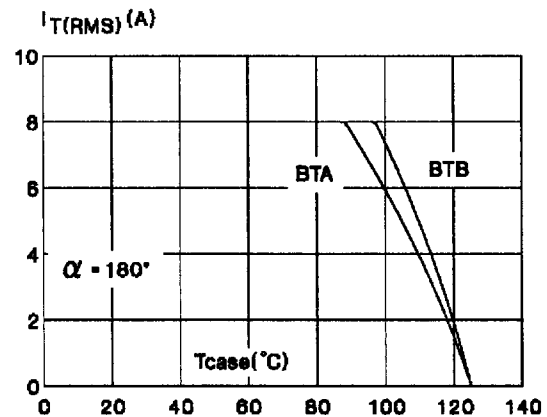


Fig.4 : RMS on-state current versus case temperature.



BTA08 BW/CW / BTB08 BW/CW

Fig.5 : Relative variation of thermal impedance versus pulse duration.

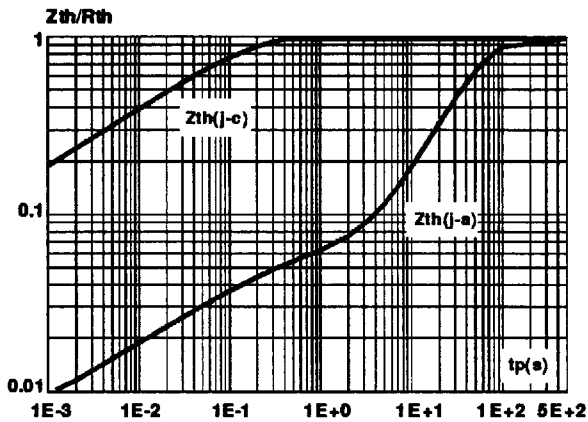


Fig.6 : Relative variation of gate trigger current and holding current versus junction temperature.

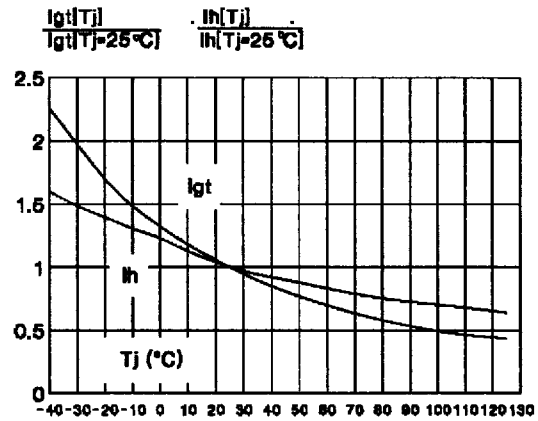


Fig.7 : Non Repetitive surge peak on-state current versus number of cycles.

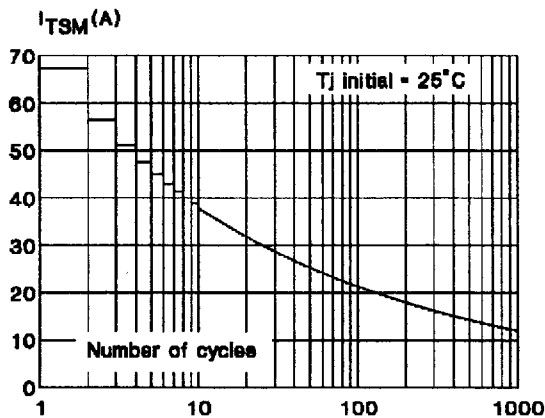


Fig.8 : Non repetitive surge peak on-state current for a sinusoidal pulse with width : $t \leq 10ms$, and corresponding value of I^2t .

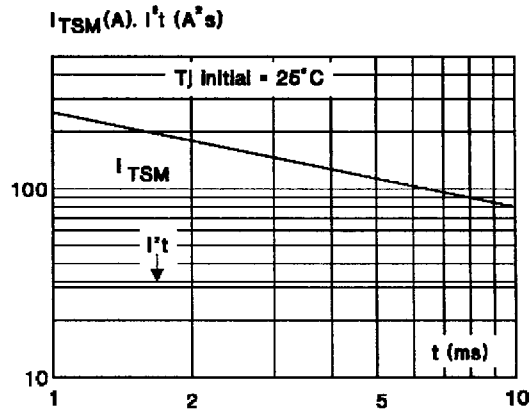
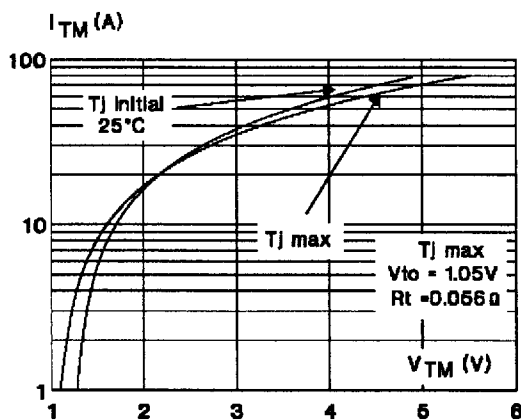
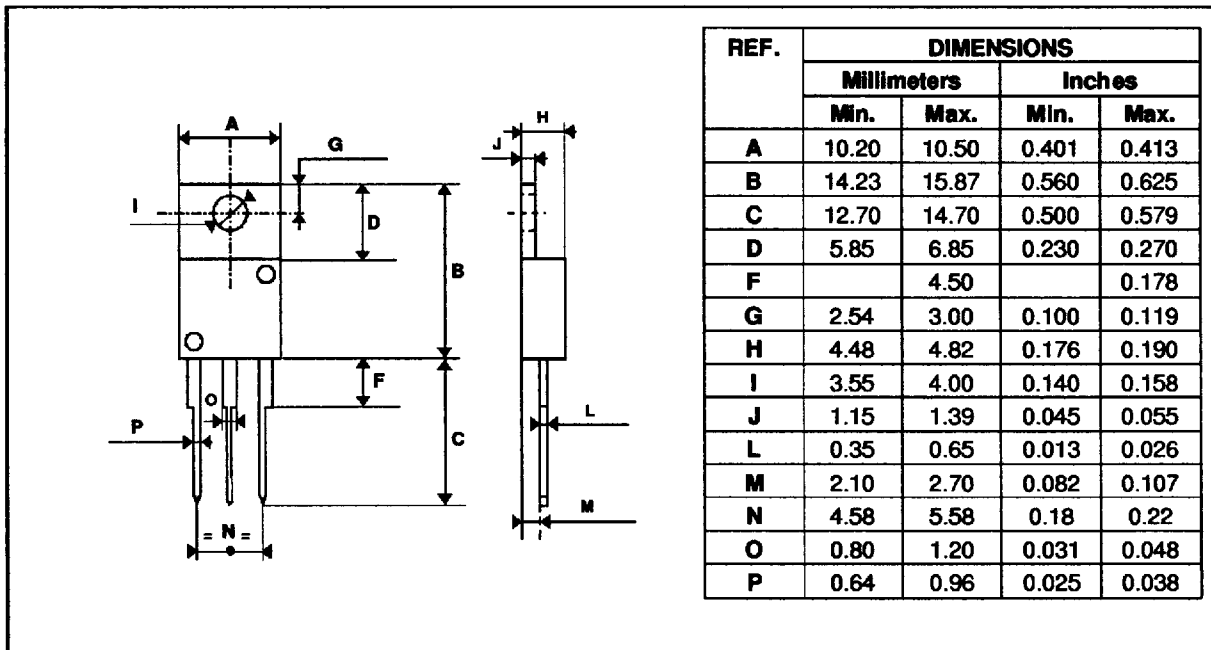


Fig.9 : On-state characteristics (maximum values).



PACKAGE MECHANICAL DATA

TO220AB Plastic



Cooling method : C
 Marking : type number
 Weight : 2.3 g
 Recommended torque value : 0.8 m.N.
 Maximum torque value : 1 m.N.

Information furnished is believed to be accurate and reliable. However, SGS-THOMSON Microelectronics assumes no responsibility for the consequences of use of such information nor for any infringement of patents or other rights of third parties which may result from its use. No license is granted by implication or otherwise under any patent or patent rights of SGS-THOMSON Microelectronics. Specifications mentioned in this publication are subject to change without notice. This publication supersedes and replaces all information previously supplied.

SGS-THOMSON Microelectronics products are not authorized for use as critical components in life support devices or systems without express written approval of SGS-THOMSON Microelectronics.

© 1995 SGS-THOMSON Microelectronics - Printed in Italy - All rights reserved.

SGS-THOMSON Microelectronics GROUP OF COMPANIES

Australia - Brazil - France - Germany - Hong Kong - Italy - Japan - Korea - Malaysia - Malta - Morocco - The Netherlands - Singapore - Spain - Sweden - Switzerland - Taiwan - Thailand - United Kingdom - U.S.A.