



Chipsmall Limited consists of a professional team with an average of over 10 year of expertise in the distribution of electronic components. Based in Hongkong, we have already established firm and mutual-benefit business relationships with customers from,Europe,America and south Asia,supplying obsolete and hard-to-find components to meet their specific needs.

With the principle of “Quality Parts,Customers Priority,Honest Operation,and Considerate Service”,our business mainly focus on the distribution of electronic components. Line cards we deal with include Microchip,ALPS,ROHM,Xilinx,Pulse,ON,Everlight and Freescale. Main products comprise IC,Modules,Potentiometer,IC Socket,Relay,Connector.Our parts cover such applications as commercial,industrial, and automotives areas.

We are looking forward to setting up business relationship with you and hope to provide you with the best service and solution. Let us make a better world for our industry!



## Contact us

Tel: +86-755-8981 8866 Fax: +86-755-8427 6832

Email & Skype: info@chipsmall.com Web: www.chipsmall.com

Address: A1208, Overseas Decoration Building, #122 Zhenhua RD., Futian, Shenzhen, China



**Small Signal Product**

**Surface Mount Zener Diode**

**FEATURES**

- Zener voltages from : 2.4V - 39V
- Planar die construction
- Ideally suited for automated assembly processes
- Moisture sensitivity : Level 1 per J-STD-020

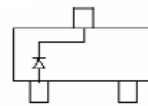


**SOT-23**



**MECHANICAL DATA**

- Case : SOT-23, molding plastic
- Case material - UL flammability rating 94V-0
- Polarity : See diagram
- Lead free plating
- Marking : Marking code
- Weight : 0.008 g (approximately)



<b>MAXIMUM RATINGS AND ELECTRICAL CHARACTERISTICS</b> ( $T_A=25^{\circ}\text{C}$ unless otherwise noted)			
<b>PARAMETER</b>	<b>SYMBOL</b>	<b>VALUE</b>	<b>UNIT</b>
Power Dissipation	$P_D$	300	mW
Forward Voltage $I_F = 10 \text{ mA}$	$V_F$	0.9	V
Thermal Resistance (Junction to Ambient) (Note 1)	$R_{\theta JA}$	417	$^{\circ}\text{C}/\text{W}$
Junction and Storage Temperature Range	$T_J, T_{STG}$	- 65 to +150	$^{\circ}\text{C}$

Note 1: Valid provided that device terminals are kept at ambient temperature .

## Small Signal Product

**ELECTRICAL CHARACTERISTICS** (  $T_A = 25^\circ\text{C}$  unless otherwise noted )

Type Number (Note 1)	Marking code	Zener Voltage Range (Note 2)				Maximum Zener Impedance (Note 3)			Maximum Reverse Current		Typical Temperature Coefficient @ $I_{ZT}$ (mV/°C)	
		$V_Z @ I_{ZT}$			$I_{ZT}$ mA	$Z_{ZT} @ I_{ZT}$ Ohms	$Z_{ZK} @ I_{ZK}$		$I_R$ $\mu\text{A}$	$V_R$ V	Min	Max
		Nom	Min	Max			Ohms	mA				
BZX84C2V4	Z11	2.4	2.2	2.6	5	100	600	1.0	50	1.0	-3.5	0
BZX84C2V7	Z12	2.7	2.5	2.9	5	100	600	1.0	20	1.0	-3.5	0
BZX84C3V0	Z13	3.0	2.8	3.2	5	95	600	1.0	10	1.0	-3.5	0
BZX84C3V3	Z14	3.3	3.1	3.5	5	95	600	1.0	5.0	1.0	-3.5	0
BZX84C3V6	Z15	3.6	3.4	3.8	5	90	600	1.0	5.0	1.0	-3.5	0
BZX84C3V9	Z16	3.9	3.7	4.1	5	90	600	1.0	3.0	1.0	-3.5	0
BZX84C4V3	Z17	4.3	4.0	4.6	5	90	600	1.0	3.0	1.0	-3.5	0.0
BZX84C4V7	Z1	4.7	4.4	5.0	5	80	500	1.0	3.0	2.0	-3.5	0.2
BZX84C5V1	Z2	5.1	4.8	5.4	5	60	480	1.0	2.0	2.0	-2.7	1.2
BZX84C5V6	Z3	5.6	5.2	6.0	5	40	400	1.0	1.0	2.0	-2.0	2.5
BZX84C6V2	Z4	6.2	5.8	6.6	5	10	150	1.0	3.0	4.0	0.4	3.7
BZX84C6V8	Z5	6.8	6.4	7.2	5	15	80	1.0	2.0	4.0	1.2	4.5
BZX84C7V5	Z6	7.5	7.0	7.9	5	15	80	1.0	1.0	5.0	2.5	5.3
BZX84C8V2	Z7	8.2	7.7	8.7	5	15	80	1.0	0.7	5.0	3.2	6.1
BZX84C9V1	Z8	9.1	8.5	9.6	5	15	100	1.0	0.5	6.0	3.8	7.0
BZX84C10	Z9	10	9.4	10.6	5	20	150	1.0	0.2	7.0	4.5	8.0
BZX84C11	Y1.	11	10.4	11.6	5	20	150	1.0	0.1	8.0	5.4	9.0
BZX84C12	Y2.	12	11.4	12.7	5	25	150	1.0	0.1	8.0	6	10.0
BZX84C13	Y3	13	12.4	14.1	5	30	170	1.0	0.1	8.0	7	11.0
BZX84C15	Y4	15	13.8	15.6	5	30	200	1.0	0.1	10.5	9.2	13.0
BZX84C16	Y5	16	15.3	17.1	5	40	200	1.0	0.1	11.2	10.4	14.0
BZX84C18	Y6	18	16.8	19.1	5	45	225	1.0	0.1	12.6	12.4	16.0
BZX84C20	Y7	20	18.8	21.2	5	55	225	1.0	0.1	14.0	14.4	18.0
BZX84C22	Y8	22	20.8	23.3	5	55	250	1.0	0.1	15.4	16.4	20.0
BZX84C24	Y9	24	22.8	25.6	5	70	250	1.0	0.1	16.8	18.4	22.0
BZX84C27	Y10	27	25.1	28.9	2	80	300	0.5	0.1	18.9	21.4	25.3
BZX84C30	Y11	30	28	32	2	80	300	0.5	0.1	21.0	24.4	29.4
BZX84C33	Y12	33	31	35	2	80	325	0.5	0.1	23.1	27.4	33.4
BZX84C36	Y13	36	34	38	2	90	350	0.5	0.1	25.2	30.4	37.4
BZX84C39	Y14	39	37	41	2	130	350	0.5	0.1	27.3	33.4	41.2

Notes: 1. Valid provided that device terminals are kept at ambient temperature.

 2. Tested with pulses period = 5 ms, pulse width = 300  $\mu\text{s}$ 

 3.  $f = 1\text{KHz}$

Small Signal Product

**RATINGS AND CHARACTERISTICS CURVES**

(TA=25°C unless otherwise noted)

Fig. 1 Power Derating Curve

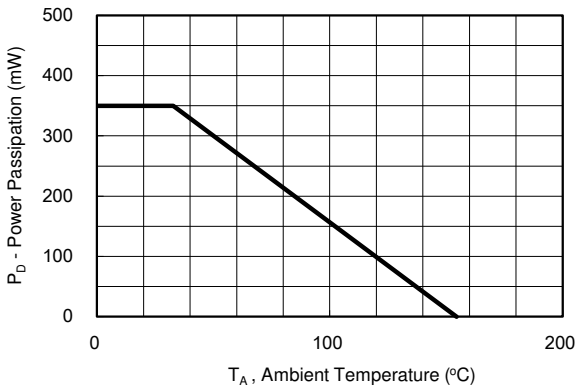


Fig. 2 Zener Breakdown Characteristics

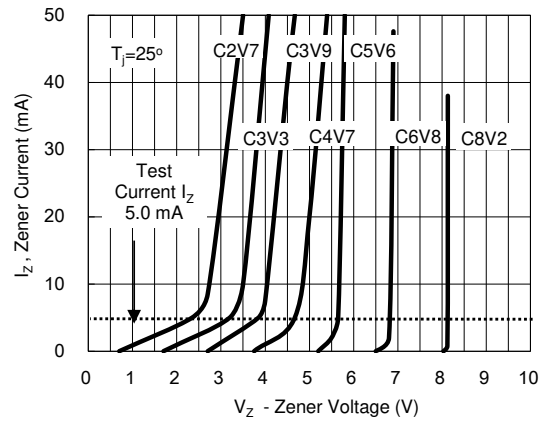


Fig. 3 Zener Breakdown Characteristics

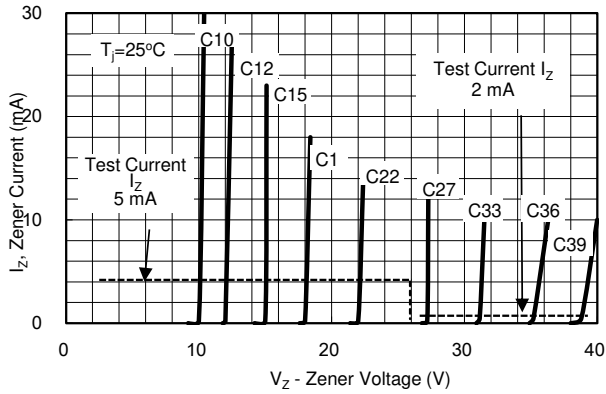
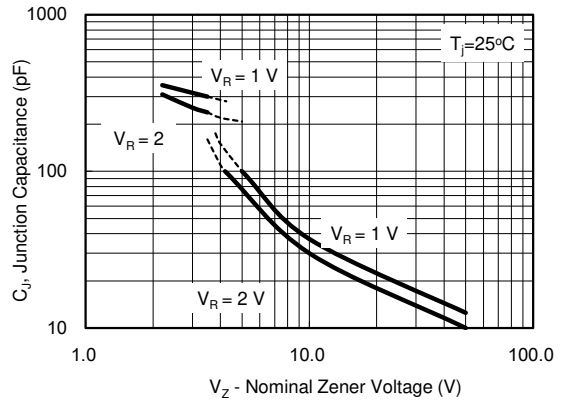


Fig. 4 Junction Capacitance VS. Nomial Zener



Small Signal Product

**ORDERING INFORMATION**

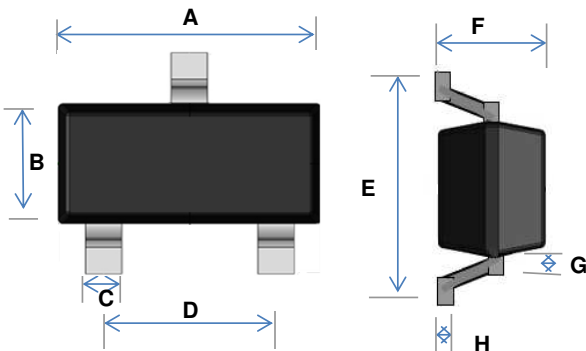
PART NO.	PACKING CODE	PACKAGE	PACKING
BZX84Cxxx (Note1)	RF	SOT-23	3K / 7" Reel

Note 1: "xxx" defines voltage from 2.4V (BZX84C2V4) to 39V (BZX84C39)

**EXAMPLE**

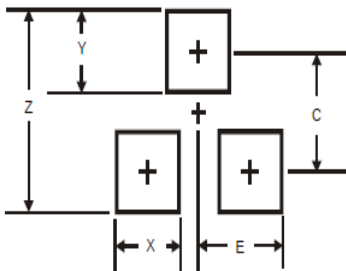
EXAMPLE P/N	PART NO.	PACKING CODE	DESCRIPTION
BZX84C39 RFG	BZX84C39	RF	Green compound

**PACKAGE OUTLINE DIMENSION**



DIM.	Unit (mm)		Unit (inch)	
	Min	Max	Min	Max
A	2.70	3.10	0.106	0.122
B	1.10	1.50	0.043	0.059
C	0.30	0.51	0.012	0.020
D	1.78	2.04	0.070	0.080
E	2.10	2.64	0.083	0.104
F	0.89	1.30	0.035	0.051
G	0.55 REF		0.022 REF	
H	0.10 REF		0.004 REF	

**SUGGEST PAD LAYOUT**



DIM.	Unit (mm)	Unit (inch)
	Typ.	Typ.
Z	2.90	0.114
X	0.80	0.031
Y	0.90	0.035
C	2.00	0.079
E	1.35	0.053

### **Notice**

Specifications of the products displayed herein are subject to change without notice. TSC or anyone on its behalf, assumes no responsibility or liability for any errors or inaccuracies.

Information contained herein is intended to provide a product description only. No license, express or implied, to any intellectual property rights is granted by this document. Except as provided in TSC's terms and conditions of sale for such products, TSC assumes no liability whatsoever, and disclaims any express or implied warranty, relating to sale and/or use of TSC products including liability or warranties relating to fitness for a particular purpose, merchantability, or infringement of any patent, copyright, or other intellectual property right.

The products shown herein are not designed for use in medical, life-saving, or life-sustaining applications. Customers using or selling these products for use in such applications do so at their own risk and agree to fully indemnify TSC for any damages resulting from such improper use or sale.