



Chipsmall Limited consists of a professional team with an average of over 10 year of expertise in the distribution of electronic components. Based in Hongkong, we have already established firm and mutual-benefit business relationships with customers from,Europe,America and south Asia,supplying obsolete and hard-to-find components to meet their specific needs.

With the principle of “Quality Parts,Customers Priority,Honest Operation,and Considerate Service”,our business mainly focus on the distribution of electronic components. Line cards we deal with include Microchip,ALPS,ROHM,Xilinx,Pulse,ON,Everlight and Freescale. Main products comprise IC,Modules,Potentiometer,IC Socket,Relay,Connector.Our parts cover such applications as commercial,industrial, and automotives areas.

We are looking forward to setting up business relationship with you and hope to provide you with the best service and solution. Let us make a better world for our industry!



## Contact us

Tel: +86-755-8981 8866 Fax: +86-755-8427 6832

Email & Skype: info@chipsmall.com Web: www.chipsmall.com

Address: A1208, Overseas Decoration Building, #122 Zhenhua RD., Futian, Shenzhen, China



### Surface Mount Termination 100 Watts, 50Ω



#### Description

The C100N50Z4A is high performance Aluminum Nitride (AlN) surface mount termination intended as a cost competitive alternative to Beryllium Oxide (BeO). The termination is well suited to all cellular frequency bands such as; AMPS, GSM, DCS, PCS, PHS and UMTS. The high power handling makes the part ideal for terminating high power 90 degree couplers and for use in microstrip circuits. The termination is also RoHS compliant!

#### Features:

- RoHS Compliant
- 100 Watts
- DC – 4.0 GHz
- AlN Ceramic
- Non-Nichrome Resistive Element
- Low VSWR
- 100% Tested
- Small Size

#### General Specifications

<b>Resistive Element</b>	Thick film
<b>Substrate</b>	AlN Ceramic
<b>Terminal Finish</b>	Matte Tin over Nickel Barrier
<b>Operating Temperature</b>	-55 to +200°C (see de rating chart)

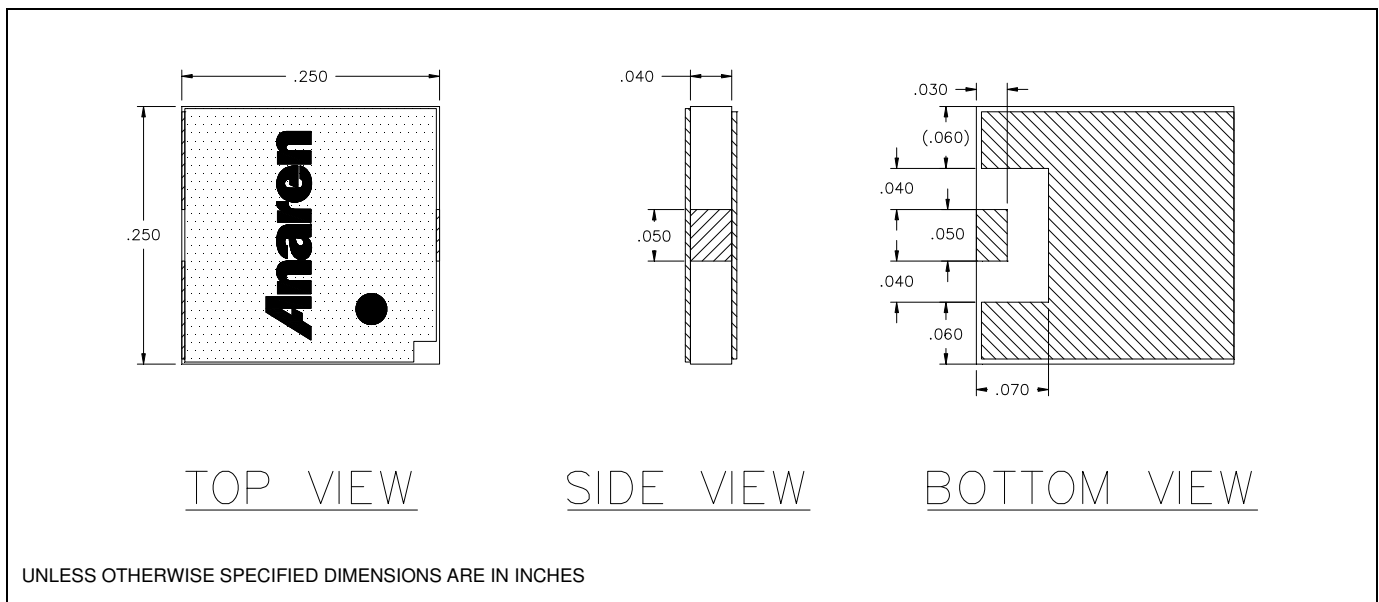
Tolerance is  $\pm 0.010"$ , unless otherwise specified. Designed to meet or exceed applicable portions of MIL-E-5400. **All dimensions in inches.**

#### Electrical Specifications

<b>Resistance Value:</b>	50 Ohms, $\pm 2\%$
<b>Power:</b>	100 Watts
<b>Frequency Range:</b>	DC – 4.0 GHz
<b>Return Loss</b>	>24 dB DC - 2.7 GHz >20 dB DC - 4.0 GHz

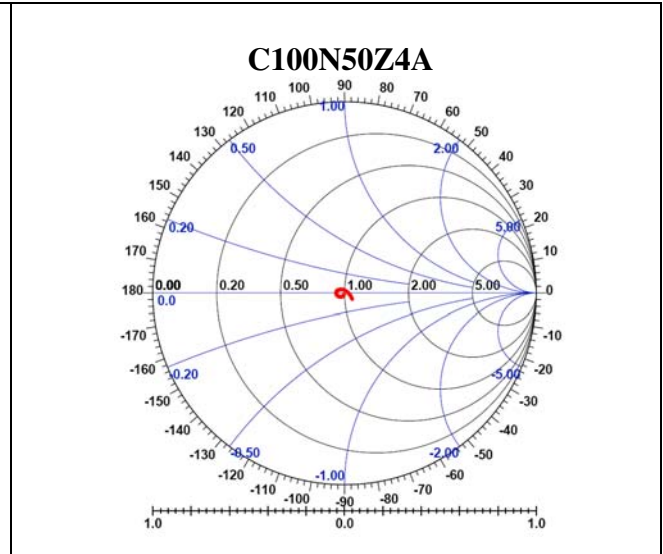
Specification based on unit properly installed using suggested mounting instructions and a 50 ohm nominal impedance. **Specifications subject to change.**

#### Outline Drawing

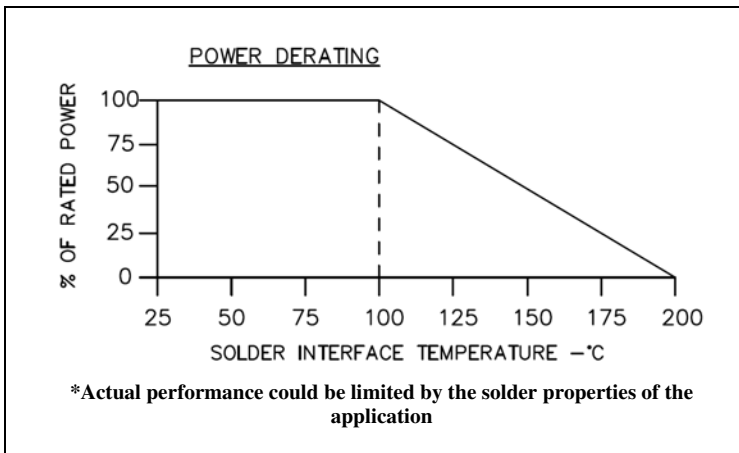




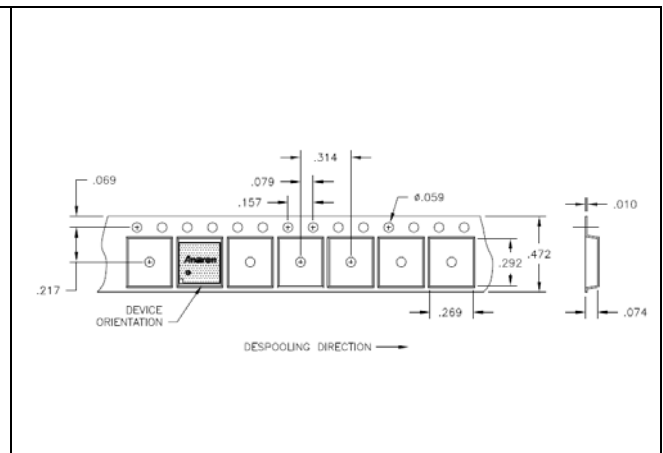
**Typical Performance:**



**Power De-rating:**



**Tape & Reel:**



**Mounting Footprint and Procedure:**

