



Chipsmall Limited consists of a professional team with an average of over 10 year of expertise in the distribution of electronic components. Based in Hongkong, we have already established firm and mutual-benefit business relationships with customers from,Europe,America and south Asia,supplying obsolete and hard-to-find components to meet their specific needs.

With the principle of “Quality Parts,Customers Priority,Honest Operation,and Considerate Service”,our business mainly focus on the distribution of electronic components. Line cards we deal with include Microchip,ALPS,ROHM,Xilinx,Pulse,ON,Everlight and Freescale. Main products comprise IC,Modules,Potentiometer,IC Socket,Relay,Connector.Our parts cover such applications as commercial,industrial, and automotives areas.

We are looking forward to setting up business relationship with you and hope to provide you with the best service and solution. Let us make a better world for our industry!



Contact us

Tel: +86-755-8981 8866 Fax: +86-755-8427 6832

Email & Skype: info@chipsmall.com Web: www.chipsmall.com

Address: A1208, Overseas Decoration Building, #122 Zhenhua RD., Futian, Shenzhen, China



Maintenance indicator 1430 Smart indicator series



- ▶ Monitors appliance usage
- ▶ Preventative maintenance reminder
- ▶ Direct replacement for Neon indicator
- ▶ Counts time that mains power is applied
- ▶ Remembers accumulated time even if power is switched off
- ▶ Connecting 'reset' terminal to Neutral resets timer to zero
- ▶ Green LED indicates normal operation
- ▶ Flashing Red LED indicates service action is required
- ▶ Convenient snap-in design
- ▶ Choice of connection terminals
- ▶ Panel cut out:
30.0 x 11.0



230Vac, 115Vac, 48V, 24V & 12V available.
Less than 1 watt (power consumption)

UL Recognised. File no. E311309



CE Mark



FCC compliant



RoHS compliant



| ▶ TERMINAL | ▶ BODY & DIMENSIONS | ▶ SPECIFICATION |
|---|---|--|
| <p>C</p> <p>6.3 x 0.8</p> <p>H</p> <p>4.8 x 0.8</p> <p>T</p> <p>Ø2.1 Solder</p> <p>X</p> <p>4.0 PCB 0.8Sq</p> | <p>L Panel Cut-Out</p> <p>30.0 30.1 11.0/11.1</p> <p>Bezel</p> <p>R1.0 32.0 14.0</p> <p>Dimensions</p> <p>2.0 → 25.3 Max</p> | <p>Dimensions</p> <p>Bezel 32.0mm x 14.0mm Panel cut-out 11.0/11.1mm x 30.0/30.1mm 0.75mm to 2.5mm</p> <p>Panel thickness</p> <p>0.75mm to 2.5mm</p> <p>Body Lens Terminals Flame retardancy RoHS compliant</p> <p>Nylon 6.6, matt finish, black colour is standard Clear Polycarbonate, Softline matt finish Copper alloy, Silver plated UL94V0 Yes</p> <p>Operating supply</p> <p>230V ±20% 50/60Hz. 115Vac, 48Vdc, 48Vac, 24Vac, 24Vdc, 12Vdc & 12Vac available Less than 1 Watt</p> <p>Power consumption</p> <p>Less than 1 Watt</p> <p>Operating conditions (body)</p> <p>-20°C to +70°C (-4°F to 158°F) 0 to 95% RH (non-condensing)</p> <p>Electromagnetic Compatibility</p> <p>Compliant with directives 89/336/EEC & 92/31/EEC</p> <p>EMC Immunity</p> <p>EN 55014-2:1997 Household appliances EN 61000-6-2:2005 Industrial Environments, 10 V/m EN 61000-4-2:1995 Electrostatic Discharges (ESD) EN 61000-4-3:2002 RF Electromagnetic fields EN 61000-4-4:2004 Fast Transients & Bursts EN 61000-4-5:1995 Surges EN 61000-4-6:1996 Conducted disturbances EN 61000-4-11:2004 Voltage dips & interruptions</p> <p>EMC Emissions</p> <p>EN 55014-1:2001 Household appliances EN 55022 Class B:1998 Domestic environments</p> <p>Timing period Timing accuracy</p> <p>Any period from 1 minute to greater than 10 years 2% of scale</p> <p>Approvals</p> <p>UL Recognised CE Mark FCC Compliant</p> <p>Standards</p> <p>UL 508 CSA C22.2 No. 14-05</p> |

All dimensions in millimetres (mm)

▶ APPLICATIONS

- ▶ Coffee machines – decalcification
- ▶ Deep fat fryer – oil change
- ▶ Air conditioning – filter change, bleaching
- ▶ Vacuum cleaner – filter cleaning
- ▶ Motorised equipment – preventative maintenance, lubrication, belt change
- ▶ Petrol/Diesel engine generator – engine service
- ▶ Central heating – gas appliance inspection
- ▶ Inspection/cleaning interval reminder – washrooms, kitchens
- ▶ Equipment calibration interval reminder
- ▶ Electrical safety check interval reminder

▶ OPERATION

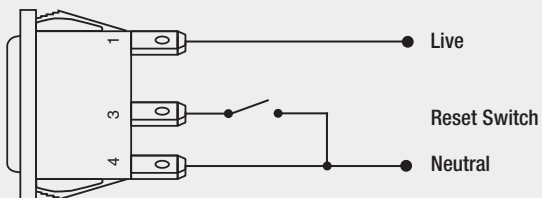
The smart indicator operates like a standard neon indicator, giving visible status indication for the appliance or application. Normal operation will show continuous Green LED illumination (contact sales for other colours).

When the accrued usage time exceeds the factory-set time limit, the LED illumination changes colour to Red (contact sales for other colours) and starts to flash on/off to attract user attention. The indicator will continue to flash on subsequent appliance use, until the maintenance operation is carried out and the reset procedure followed.

To reset the indicator after maintenance operations are completed, simply link terminal 3 to terminal 4 while the indicator is powered. This could be a key-operated switch or a service button within the appliance.

The service interval time is factory programmed, and can be any time period from as little as one minute, up to tens of years.

▶ CONNECTIONS



▶ PART NUMBER

1432AL

- | | |
|-------------------------|---|
| Specify Terminal Type: | C, H, T, X |
| Specify Model Code: | 1432AL |
| Specify Supply Voltage: | 230Vac, 115Vac, 48Vdc, 48Vac, 24Vdc, 24Vac, 12Vdc, 12Vac |
| Specify LED Colour: | Green/Red, Blue/Red |
| Specify Time Setting: | Time interval between 1 minute and 10 years. Specify the required time in minutes, hours, days, weeks or months. |

Temperature monitor 1430 Smart indicator series



- ▶ Monitors refrigeration temperatures are within safe limits
- ▶ Monitors correct equipment operation
- ▶ Factory programmed window limits
- ▶ Direct replacement for Neon indicator
- ▶ Thermistor temperature sensor
- ▶ Blue LED indicates normal temperature
- ▶ Flashing Red LED indicates too hot
- ▶ Flashing Blue LED indicates too cool
- ▶ Convenient snap-in design
- ▶ Choice of connection terminals
- ▶ Panel cut out:
30.0 x 11.0

230Vac, 115Vac, 48V, 24V & 12V available
Less than 1 watt (power consumption)

UL US UL Recognised. File no. E311309





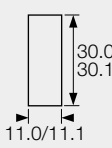
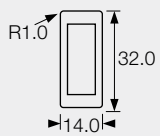
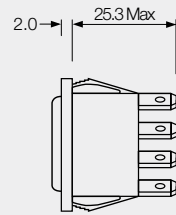
CE CE Mark

FC FCC compliant

RoHS RoHS compliant

C 1433 A L - - -

TERMINAL FUNCTION SOFTLINE LENS BODY VOLTAGE, COLOUR, TEMPERATURES

| ▶ TERMINAL | ▶ BODY & DIMENSIONS | ▶ SPECIFICATION |
|---|---|--|
| <p>C</p>  <p>6.3 x 0.8</p> <p>H</p>  <p>4.8 x 0.8</p> <p>T</p>  <p>Ø2.1 Solder</p> <p>X</p>  <p>4.0 PCB 0.8Sq</p> | <p>L Panel Cut-Out</p>  <p>30.0 30.1 11.0/11.1</p> <p>Bezel</p>  <p>R1.0 32.0 14.0</p> <p>Dimensions</p>  <p>2.0 25.3 Max</p> | <p>Dimensions</p> <p>Bezel 32.0mm x 14.0mm Panel cut-out 11.0/11.1mm x 30.0/30.1mm 0.75mm to 2.5mm</p> <p>Panel thickness</p> <p>0.75mm to 2.5mm</p> <p>Body Lens Terminals Flame retardancy RoHS compliant</p> <p>Nylon 6.6, matt finish, black colour is standard Clear Polycarbonate, Softline matt finish Copper alloy, Silver plated UL94V0 Yes</p> <p>Operating supply</p> <p>230Vac ±20% 50/60Hz. 115Vac, 48Vdc, 48Vac, 24Vdc, 24Vac, 12Vdc & 12Vac available</p> <p>Power consumption</p> <p>Less than 1 Watt</p> <p>Operating conditions (body)</p> <p>-20°C to +70°C (-4°F to 158°F) 0 to 95% RH (non-condensing)</p> <p>Electromagnetic Compatibility</p> <p>Compliant with directives 89/336/EEC & 92/31/EEC</p> <p>EMC Immunity</p> <p>EN 55014-2:1997 Household appliances EN 61000-6-2:2005 Industrial Environments, 10 V/m EN 61000-4-2:1995 Electrostatic Discharges (ESD) EN 61000-4-3:2002 RF Electromagnetic fields EN 61000-4-4:2004 Fast Transients & Bursts EN 61000-4-5:1995 Surges EN 61000-4-6:1996 Conducted disturbances EN 61000-4-11:2004 Voltage dips & interruptions</p> <p>EMC Emissions</p> <p>EN 55014-1:2001 Household appliances EN 55022 Class B:1998 Domestic environments</p> <p>Measurement range Measurement accuracy Temperature sensor</p> <p>-30°C to +80°C (-22°F to +176°F) ±1.0°C (±1.8°F) NTC Thermistor, sealed sensor, cable length 1m</p> <p>Approvals</p> <p>UL Recognised FCC Compliant CE Mark</p> <p>Standards</p> <p>UL 508 CSA C22.2 No. 14-05</p> |

All dimensions in millimetres (mm)

▶ APPLICATIONS

- ▶ Deep freeze monitoring - visual check of correct temperature
- ▶ Cold storage monitor - visual check of correct temperature
- ▶ Refrigeration monitoring - visual check of correct temperature
- ▶ Chiller monitor - visual check of correct temperature
- ▶ Air conditioning - status indicator
- ▶ Equipment check - without having to know exact temperature

▶ INDICATIONS

Upper and lower temperature limits can be sales programmed to suit the application.

The smart indicator operates like a standard neon indicator, giving visible status indication for the appliance or application. Normal operation will show continuous Blue LED illumination (contact sales for other colours) while the monitored temperature is within the 'safe' range between lower and upper limits.

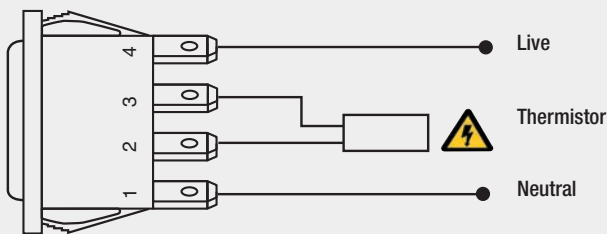
When the measured temperature falls outside of the 'safe' range, the LED illumination will start to flash or change colour. (contact sales for colour options).

Example temperatures (Freezer):

| | |
|-------------------------|------------------------------|
| Above -14°C | Too warm (Flashing Red LED) |
| Between -14°C and -22°C | OK (Blue LED) |
| Below -22°C | Too cold (Flashing Blue LED) |

Optional steady/flashing LED and colour combinations available – contact sales.

▶ CONNECTIONS



▶ PART NUMBER

1433AL

| | |
|----------------------------------|--|
| Specify Terminal Type: | C, H, T, X |
| Specify Model Code: | 1433AL |
| Specify Supply Voltage: | 230Vac, 115Vac, 48Vdc, 48Vac, 24Vdc, 24Vac, 12Vdc, 12Vac |
| Specify LED Colour: | Blue/Red, Green/Red |
| Specify Lower temperature limit: | -30°C to +80°C (-22°F +176°F) |
| Specify Upper temperature limit: | -30°C to +80°C (-22°F +176°F) |

Status monitor 1430 Smart indicator series



- ▶ Monitors many NO switch contacts
- ▶ Monitors correct equipment operation
- ▶ Direct replacement for Neon indicator
- ▶ Green LED indicates normal status
- ▶ Flashing Red LED indicates alarm status
- ▶ De-bounce, time delay and latching options
- ▶ Convenient snap-in design
- ▶ Choice of connection terminals
- ▶ Panel cut out:
30.0 x 11.0

230Vac, 115Vac, 48V, 24V & 12V available
Less than 1 watt (power consumption)

UL US **UL Recognised. File no. E311309**

CE **CE Mark**

FC **FCC compliant**

RoHS **RoHS compliant**

C 1437 A L - - -

TERMINAL FUNCTION SOFTLINE LENS BODY VOLTAGE, COLOUR, FUNCTION

| ▶ TERMINAL | ▶ BODY & DIMENSIONS | ▶ SPECIFICATION |
|---|---|---|
| <p>C</p> <p>6.3 x 0.8</p> <p>H</p> <p>4.8 x 0.8</p> <p>T</p> <p>Ø2.1 Solder</p> <p>X</p> <p>4.0 PCB 0.8Sq</p> | <p>Panel Cut-Out</p> <p>30.0 30.1 11.0/11.1</p> <p>Bezel</p> <p>R1.0 14.0 32.0</p> <p>Dimensions</p> <p>2.0 25.3 Max</p> | <p>Dimensions</p> <p>Bezel 32.0mm x 14.0mm Panel cut-out 11.0/11.1mm x 30.0/30.1mm 0.75mm to 2.5mm</p> <p>Panel thickness</p> <p>0.75mm to 2.5mm</p> <p>Body Lens Terminals Flame retardancy RoHS compliant</p> <p>Nylon 6.6, matt finish, black colour is standard Clear Polycarbonate, Softline matt finish Copper alloy, Silver plated UL94V0 Yes</p> <p>Sensor/Switch Input</p> <p>Non-isolated 4.2Vdc 1mA rating for detection of normally open, normally closed or open-collector sensors</p> <p>Operating supply</p> <p>230Vac ±20% 50/60Hz. 115Vac, 48Vdc, 48Vac, 24Vdc, 24Vac, 12Vdc & 12Vac available</p> <p>Power consumption</p> <p>Less than 1 Watt</p> <p>Operating conditions (body)</p> <p>-20°C to +70°C (-4°F to 158°F) 0 to 95% RH (non-condensing)</p> <p>Electromagnetic Compatibility</p> <p>Compliant with directives 89/336/EEC & 92/31/EEC</p> <p>EMC Immunity</p> <p>EN 55014-2:1997 Household appliances EN 61000-6-2:2005 Industrial Environments, 10 V/m EN 61000-4-2:1995 Electrostatic Discharges (ESD) EN 61000-4-3:2002 RF Electromagnetic fields EN 61000-4-4:2004 Fast Transients & Bursts EN 61000-4-5:1995 Surges EN 61000-4-6:1996 Conducted disturbances EN 61000-4-11:2004 Voltage dips & interruptions</p> <p>EMC Emissions</p> <p>EN 55014-1:2001 Household appliances EN 55022 Class B:1998 Domestic environments</p> <p>Approvals</p> <p>UL Recognised FCC Compliant CE Mark</p> <p>Standards</p> <p>UL 508 CSA C22.2 No. 14-05</p> |

All dimensions in millimetres (mm)

▶ APPLICATIONS

- ▶ Limit switch detection and display – machine position
- ▶ Differential air pressure sensing - filter status indicator
- ▶ Latching and display of momentary sensor signals

▶ INDICATIONS

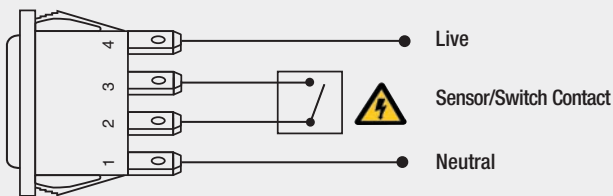
The smart indicator operates like a standard neon indicator, giving visible status indication for the application. Normal operation shows a continuous Green LED illumination (contact sales for other colours) while an error or fault condition results in a RED illumination. Fault condition indication can be factory configured as flashing.

Status indicators are commonly used on equipment and machinery to advise the operator that particular device conditions are normal, operational status is active or inactive, equipment is on-line or off-line. Various standard switches and sensors can be used to determine position, location, rotation speed, airflow, air pressure, vacuum level, interlock etc.

The indicators' sensing input provides a non-isolated DC voltage, current limited to 1mA, for detection of volt-free normally open or normally closed switch contacts, or open-collector type sensors.

Some switches can exhibit transient effects or require de-bounce functions, most of which can be masked by having a qualifying time period before the indication takes place. In some applications a hold-off delay could be useful to ignore any settling during initial operation, or indications may only be required after power-up and then latched. The indicator can be factory programmed to cater for many different requirements, please contact us with application details.

▶ CONNECTIONS



▶ PART NUMBER

1437AL

| | |
|-----------------------------------|--|
| Specify Terminal Type: | C, H, T, X |
| Specify Model Code: | 1437AL |
| Specify Supply Voltage: | 230Vac, 115Vac, 48Vdc, 48Vac, 24Vdc, 24Vac, 12Vdc, 12Vac |
| Specify LED Colour: | Green/Red, Blue/Red |
| Specify application requirements: | Normally open/closed contact, time delay, latching etc. |

Single phase mains supply checker 1430 Smart indicator series



- ▶ Monitors appliance and mains supply
- ▶ Direct replacement for Neon indicator
- ▶ Equipment safety indication
- ▶ Checks for swapped connections
- ▶ Checks for missing connections
- ▶ Green LED indicates normal operation
- ▶ Steady Red LED indicates connection fault
- ▶ Flashing Red LED indicates missing connection
- ▶ Live, Neutral and Earth connections
- ▶ Convenient snap-in design
- ▶ Fast-on terminals
- ▶ Panel cut out:
30.0 x 11.0



230V 50Hz. 115Vac 60Hz available.
Less than 1 watt (power consumption)

UL Recognised. File no. E311309



CE Mark



FCC compliant



RoHS compliant

C 1431 A L - - -

TERMINAL FUNCTION SOFTLINE LENS BODY VOLTAGE, COLOUR

| ▶ TERMINAL | ▶ BODY & DIMENSIONS | ▶ SPECIFICATION |
|---|---|--|
| <p>C</p> <p>6.3 x 0.8</p> <p>H</p> <p>4.8 x 0.8</p> <p>T</p> <p>0.21 Solder</p> <p>X</p> <p>4.0 PCB 0.8Sq</p> | <p>L Panel Cut-Out</p> <p>30.0 30.1 11.0/11.1</p> <p>Bezel</p> <p>R1.0 32.0 14.0</p> <p>Dimensions</p> <p>2.0 25.3 Max</p> | <p>Dimensions</p> <p>Bezel 32.0mm x 14.0mm Panel cut-out 11.0/11.1mm x 30.0/30.1mm 0.75mm to 2.5mm</p> <p>Panel thickness</p> <p>0.75mm to 2.5mm</p> <p>Body Lens Terminals Flame retardancy RoHS compliant</p> <p>Nylon 6.6, matt finish, black colour is standard Clear Polycarbonate, Softline matt finish Copper alloy, Silver plated UL94V0 Yes</p> <p>Operating supply Power consumption</p> <p>230V ±20% 50Hz. 115V 60Hz available Less than 1 Watt</p> <p>Operating conditions (body)</p> <p>-20°C to +70°C (-4°F to 158°F) 0 to 95% RH (non-condensing)</p> <p>Electromagnetic Compatibility</p> <p>Compliant with directives 89/336/EEC & 92/31/EEC</p> <p>EMC Immunity</p> <p>EN 55014-2:1997 Household appliances EN 61000-6-2:2005 Industrial Environments, 10 V/m EN 61000-4-2:1995 Electrostatic Discharges (ESD) EN 61000-4-3:2002 RF Electromagnetic fields EN 61000-4-4:2004 Fast Transients & Bursts EN 61000-4-5:1995 Surges EN 61000-4-6:1996 Conducted disturbances EN 61000-4-11:2004 Voltage dips & interruptions</p> <p>EMC Emissions</p> <p>EN 55014-1:2001 Household appliances EN 55022 Class B:1998 Domestic environments</p> <p>Approvals</p> <p>UL Recognised FCC Compliant CE Mark</p> <p>Standards</p> <p>UL 508 CSA C22.2 No. 14-05</p> |

All dimensions in millimetres (mm)

▶ APPLICATIONS

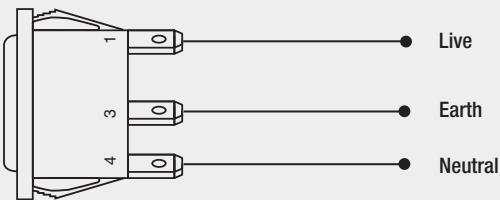
- ▶ Portable appliances
- ▶ Site equipment
- ▶ Power tools
- ▶ Commercial kitchens
- ▶ Stainless steel appliances
- ▶ Audio equipment
- ▶ Consumer units
- ▶ Extension cables/reels
- ▶ Garden equipment

▶ INDICATIONS

The smart indicator can detect and display the following fault conditions:

| Terminal 1 | Terminal 4 | Terminal 3 | Fault | LED Indication |
|------------|------------|------------|-----------------|----------------|
| L | N | E | Normal | Green |
| N | L | E | L/N Swapped | Red |
| E | N | L | L/E Swapped | Red |
| E | L | N | Wrong sequence | Red |
| N | E | L | Wrong sequence | Red |
| L | - | E | Neutral missing | Flashing Red |
| L | N | - | Earth missing | Flashing Red |

▶ CONNECTIONS



▶ PART NUMBER

1431AL

- Specify Terminal Type: C, H, T, X
- Specify Model Code: 1431AL
- Specify Supply Voltage: 115Vac, 230Vac
- Specify LED Colour: Green/Red, Blue/Red

Temperature Micro Logger 1430 Smart indicator series



- ▶ Intelligent temperature logger for refrigeration
- ▶ Wireless data communication
- ▶ Over 14,000 data readings stored
- ▶ Non-volatile memory
- ▶ Industry standard Thermistor supplied
- ▶ Configurable data log interval
- ▶ Monitors mains power interruptions
- ▶ Programmable upper/lower limit alarm
- ▶ Blue LED indicates normal operation
- ▶ Red LED indicates problem
- ▶ Snap-in mounting
- ▶ Panel cut out:
30.0 x 11.0



100 to 230Vac $\pm 20\%$ 50/60Hz.
Less than 1 watt (power consumption)



UL Recognised. File no. E311309



CE Mark





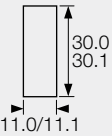
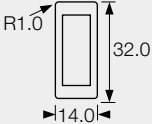
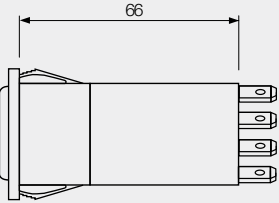
FCC compliant



RoHS compliant

C 1435 A L - - -

TERMINAL FUNCTION SOFTLINE LENS BODY COLOUR

| ▶ TERMINAL | ▶ BODY & DIMENSIONS | ▶ SPECIFICATION |
|---|---|--|
| <p>C</p>  <p>6.3 x 0.8</p> <p>H</p>  <p>4.8 x 0.8</p> <p>T</p>  <p>Ø2.1 Solder</p> <p>X</p>  <p>4.0 PCB 0.8Sq</p> | <p>L Panel Cut-Out</p>  <p>30.0 30.1 11.0/11.1</p> <p>Bezel</p>  <p>R1.0 32.0 14.0</p> <p>Dimensions</p>  <p>66</p> | <p>Dimensions</p> <p>Bezel 32.0mm x 14.0mm Panel cut-out 11.0/11.1mm x 30.0/30.1mm 0.75mm to 2.5mm</p> <p>Panel thickness</p> <p>0.75mm to 2.5mm</p> <p>Body Lens Terminals Flame retardancy RoHS compliant</p> <p>Nylon 6.6, matt finish, black colour is standard Clear Polycarbonate, Softline matt finish Copper alloy, Silver plated UL94V-0 Yes</p> <p>Operating supply Power consumption</p> <p>100 to 230Vac $\pm 20\%$ 50/60Hz. Less than 1 Watt</p> <p>Operating conditions (body)</p> <p>-20°C to +70°C (-4°F to 158°F) 0 to 95% RH (non-condensing)</p> <p>Measurement range Measurement accuracy Measurement resolution Temperature sensor</p> <p>-30°C to +80°C (-22°F to +176°F) $\pm 1.0^\circ\text{C}$ ($\pm 1.8^\circ\text{F}$) $\pm 0.5^\circ\text{C}$ ($\pm 0.9^\circ\text{F}$) NTC Thermistor, sealed sensor, cable length 1m</p> <p>Communications method Logging Interval Logging data capacity Data retention</p> <p>Infrared serial data port Programmable 1 second to 12 hours per reading >14,000 measurements stored >10 years without power</p> <p>Electromagnetic Compatibility EMC Immunity</p> <p>Compliant with directives 89/336/EEC & 92/31/EEC</p> <p>EN 55014-2:1997 Household appliances EN 61000-6-2:2005 Industrial Environments, 10 V/m EN 61000-4-2:1995 Electrostatic Discharges (ESD) EN 61000-4-3:2002 RF Electromagnetic fields EN 61000-4-4:2004 Fast Transients & Bursts EN 61000-4-5:1995 Surges EN 61000-4-6:1996 Conducted disturbances EN 61000-4-11:2004 Voltage dips & interruptions</p> <p>EMC Emissions</p> <p>EN 55014-1:2001 Household appliances EN 55022 Class B:1998 Domestic environments</p> <p>Approvals</p> <p>UL Recognised FCC compliant CE Mark</p> <p>Standards</p> <p>UL 508 CSA C22.2 No. 14-05</p> |

All dimensions in millimetres (mm)

▶ APPLICATIONS

- ▶ Refrigeration temperature monitoring for food safety compliance
- ▶ Deep freeze monitoring
- ▶ Cold storage monitor
- ▶ Chiller monitoring
- ▶ Process control temperature monitoring
- ▶ Visual checking of correct temperature
- ▶ Control system verification – independent monitoring of controller
- ▶ Power quality indication – records power interruptions
- ▶ Equipment status check - simple indicator lights

▶ INDICATIONS

An Intelligent temperature data logging device for refrigeration applications, ideal for monitoring that freezers and chillers are maintaining the required temperatures to comply with food safety guidelines.

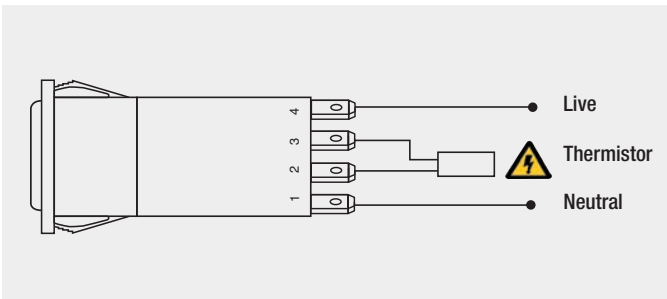
Designed to directly replace the standard neon indicator already fitted on many appliances, the front-panel mounted temperature logger operates like a standard neon indicator, giving visible status indication for the appliance or application. Normal operation will show continuous blue LED illumination (contact sales for other colours) while the monitored temperature is within the 'safe' range between lower and upper limits. The upper and lower temperature limits for alarm indication are fully user programmable.

The embedded microcontroller stores the temperature readings at regular intervals for retrieval and analysis. Over 14,000 readings can be stored in non-volatile memory (no battery is required). The data log interval is user configurable between 1 second and 12 hours. The logger also records the number of mains power interruptions. Stored data can be transferred to a collection device (PDA or Laptop) via a wireless infrared data link, a serial to infrared communication adapter is available as an accessory.

The device is provided with an industry standard Thermistor temperature sensor.

PC and PDA software can be downloaded from www.arcoelectric.co.uk/software

▶ CONNECTIONS



▶ PART NUMBERS

1435AL

Specify Terminal Type: C, H, T, X
 Specify Model Code: 1435AL
 Specify LED Colour: Green/Red, Blue/Red

▶ SOFTWARE

The PC software allows fast and simple configuration of the temperature micro logger device settings. The stored temperature data can be easily extracted using a serial port infrared data link.

With a single button press, the 'Download log' feature imports the stored temperature reading data directly into an Excel spreadsheet for easy analysis and display.

The logging time interval can be set to suit the end application.

Low and high alarm setpoints can be fully configured for LED indication on the logger front panel. When the measured temperature is between the low and high limits, the Blue LED illuminates to indicate that the measured temperature is acceptable. When the measured temperature falls outside of low or high alarm setpoint, the LED illumination changes colour to Red. Additionally, if the alarm memory box is checked, the only way to clear a temperature alarm is to press the 'Alarm Clear' button.

The Logger status is continually updated while the infrared data link is active, and the current measured temperature is displayed in °C or °F.

Memory usage can also be monitored.

