



Chipsmall Limited consists of a professional team with an average of over 10 year of expertise in the distribution of electronic components. Based in Hongkong, we have already established firm and mutual-benefit business relationships with customers from,Europe,America and south Asia,supplying obsolete and hard-to-find components to meet their specific needs.

With the principle of “Quality Parts,Customers Priority,Honest Operation,and Considerate Service”,our business mainly focus on the distribution of electronic components. Line cards we deal with include Microchip,ALPS,ROHM,Xilinx,Pulse,ON,Everlight and Freescale. Main products comprise IC,Modules,Potentiometer,IC Socket,Relay,Connector.Our parts cover such applications as commercial,industrial, and automotives areas.

We are looking forward to setting up business relationship with you and hope to provide you with the best service and solution. Let us make a better world for our industry!



Contact us


Tel: +86-755-8981 8866 Fax: +86-755-8427 6832

Email & Skype: info@chipsmall.com Web: www.chipsmall.com

Address: A1208, Overseas Decoration Building, #122 Zhenhua RD., Futian, Shenzhen, China

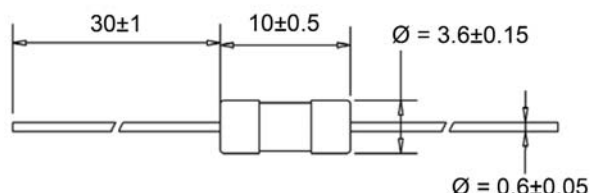


3.6x10mm Axial-leaded, Fast-Acting, Single Cap Ceramic Tube Fuses C310FC Series



Axial Leaded Device

Dimensions - mm
Drawing Not to Scale



Description

A fast-acting 3.6 x 10mm axial-leaded fuse constructed with ceramic tube and one-piece nickel-plated endcaps featuring tinned copper axial leads. Small 3.6 x 10mm size offers more design flexibility by doing away with conventional over-capping while providing higher I²t values.

Electrical Characteristics							
Amp Rating	1.5I _n	2.1I _n	2.75I _n		4I _n		10I _n
	Min	Max	Min	Max	Min	Max	Max
800mA~3.15A	1hour	30min	10ms	3sec	3ms	300ms	20ms

Features

- Single cap, axial leaded, fast-acting fuse
- 3.6 x 10mm physical size
- Ceramic tube, nickel-plated brass endcap construction
- Tinned copper axial leads
- Designed to IEC60127-3, Sheet 3
- RoHS complaint, lead-free and halogen free
- cURus, TUV, CQC, KC Agency approvals

Agency Information

- cURus Approval: File E19180 Guide JDYX2/YX8
- TUV Approval: File No: J 50217156
- CQC: CQC12012069004
- KC: SU05030-12001A

Ordering

- Specify packaging, product and option code (e.g., C310FC-2-TR1)

Environmental Specifications:

- Terminal Strength: MIL-STD-202G Method 211A. Test Condition A
- Thermal Shock: MIL-STD-202G, Method 107G (Test Condition 5cycles -40°C to 85°C)
- Resistance to Moisture: MIL-STD-202G, Method 106, Humidity (90~98%RH), Heat (65°C)
- Vibration: MIL-STD-202G, Method 201A (10~55Hz) Condition A
- Salt Spray: MIL-STD-202G, Method 101D, Test Condition B
- Solderability: J-STD-002C, Test Method C1

Specifications

Catalog Number	Voltage Rating Vac	Interrupting Rating @ 250Vac (Amps)	Typical Cold Resistance (mΩ)*	Typical Melting I ² t (A ² s)**	Max. Voltage Drop (mV)***	Agency Information			
						cURus	TUV	CQC	KC
C310FC-800mA-R	250	35	70	0.56	180	X	X		
C310FC-1.6A-R	250	35	34.5	2.2	120	X	X	X	X
C310FC-2A-R	250	35	26	3.8	100	X	X	X	X
C310FC-3.15A-R	250	35	15	13.3	100	X	X	X	X

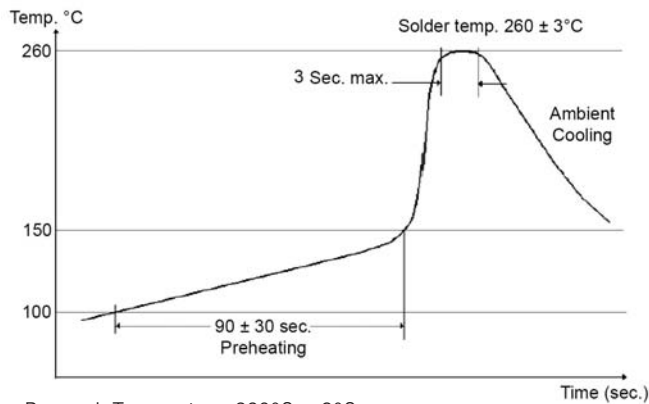
* Typical Cold Resistance (Measured at ≤10% of rated current).

** Typical Melting I²t (Tested at 10I_n).

*** Maximum Voltage Drop (Voltage drop was measured at 25°C ambient temperature at rated current).

Wave Soldering Parameters

Note: These devices are NOT recommended for IR or convection reflow processes.

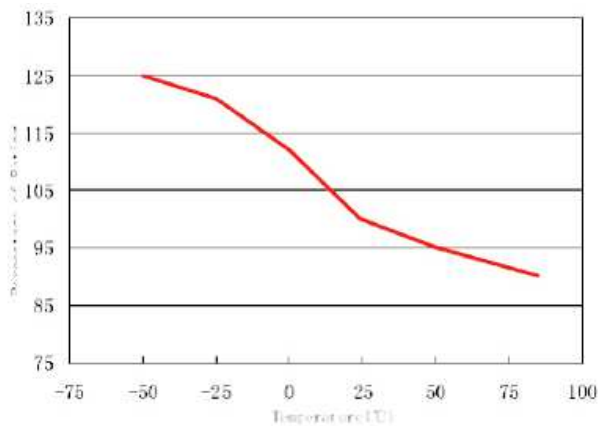


- Reservoir Temperature: 260°C ± 3°C
- Soldering Time: 3 seconds max.

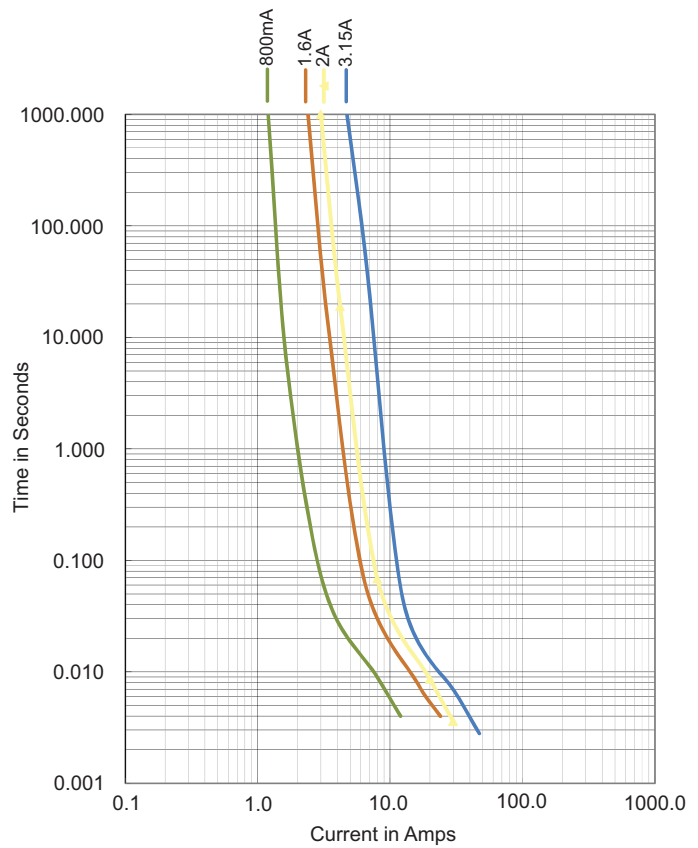
Hand Solder Parameters (Not Recommended)

- Soldering Iron Tip Temperature: 350°C ± 5°C
- Heating Time: 4-5 seconds max.

Temperature Derating Curve



Time-Current Curves



Packaging Code

Packaging Code Suffix	Description
-TR1	1500 Fuses on a reel, five (5) reels in one (1) carton

The only controlled copy of this Data Sheet is the electronic read-only version located on the Cooper Bussmann Network Drive. All other copies of this document are by definition uncontrolled. This bulletin is intended to clearly present comprehensive product data and provide technical information that will help the end user with design applications. Cooper Bussmann reserves the right, without notice, to change design or construction of any products and to discontinue or limit distribution of any products. Cooper Bussmann also reserves the right to change or update, without notice, any technical information contained in this bulletin. Once a product has been selected, it should be tested by the user in all possible applications.

Life Support Policy: Cooper Bussmann does not authorize the use of any of its products for use in life support devices or systems without the express written approval of an officer of the Company. Life support systems are devices which support or sustain life, and whose failure to perform, when properly used in accordance with instructions for use provided in the labeling, can be reasonably expected to result in significant injury to the user.