



Chipsmall Limited consists of a professional team with an average of over 10 year of expertise in the distribution of electronic components. Based in Hongkong, we have already established firm and mutual-benefit business relationships with customers from,Europe,America and south Asia,supplying obsolete and hard-to-find components to meet their specific needs.

With the principle of "Quality Parts,Customers Priority,Honest Operation,and Considerate Service",our business mainly focus on the distribution of electronic components. Line cards we deal with include Microchip,ALPS,ROHM,Xilinx,Pulse,ON,Everlight and Freescale. Main products comprise IC,Modules,Potentiometer,IC Socket,Relay,Connector.Our parts cover such applications as commercial,industrial, and automotives areas.

We are looking forward to setting up business relationship with you and hope to provide you with the best service and solution. Let us make a better world for our industry!



Contact us

Tel: +86-755-8981 8866 Fax: +86-755-8427 6832


Email & Skype: info@chipsmall.com Web: www.chipsmall.com

Address: A1208, Overseas Decoration Building, #122 Zhenhua RD., Futian, Shenzhen, China



CotoMOS® C235S/C335S

The C235S and C335S feature current switching capability to 80mA with a low on resistance of 30Ω Maximum. Designed for Security, Measurement and Instrumentation applications the CotoMOS® relay is capable of handling 80V load conditions. If your requirements are different please contact your Coto Applications Engineer for assistance through www.cotorelay.com.



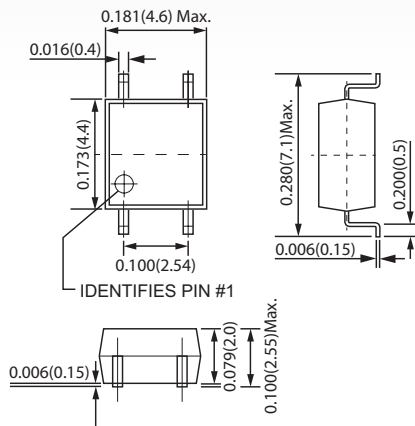
C235S/C335S Features

- ▶ Contact Form: C235S: 1A / C335S: 2A
- ▶ Load Voltage: 80V Maximum
- ▶ Operation LED Current: 3.0mA Maximum
- ▶ Load Current: C235S: 80mA Maximum / C335S: 70mA Maximum
- ▶ On-Resistance: 30Ω Maximum
- ▶ Output Capacitance: 6pF Typical
- ▶ Low Off-State Leakage Current: 10nA Maximum

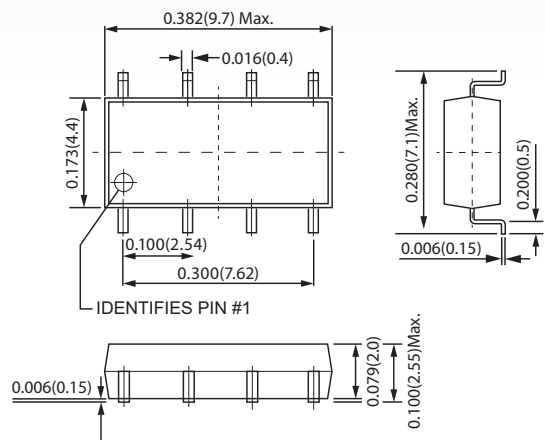
DIMENSIONS

in Inches (Millimeters)

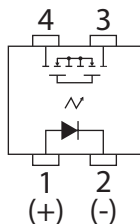
C235S



C335S



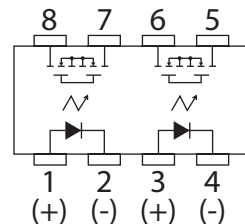
TERMINAL IDENTIFICATION



1: Anode (LED)
2: Cathode (LED)

3,4: Drain (MOSFET)

TERMINAL IDENTIFICATION



1,3: Anode (LED)
2,4: Cathode (LED)

5,6,7,8: Drain (MOSFET)

C235S/C335S MAXIMUM RATINGS (Ambient Temperature: 25°C)			
Parameters	Symbol	Units	Value
INPUT SPECIFICATIONS			
Continuous LED Current	I _F	mA	50
Peak LED Current	I _{FP}	mA	500
LED Reverse Voltage	V _R	V	5
Input Power Dissipation	P _{in}	mW	75
OUTPUT SPECIFICATIONS			
Load Voltage	V _L	V (AC peak or DC)	80
Load Current	I _L	mA	80 (1Ch) / 70 (2Ch)
Peak Load Current	I _{Peak}	A	0.3
Output Power Dissipation	P _{Out}	mW	200 (1Ch) / 400 (2Ch)
RELAY SPECIFICATIONS			
Total Power Dissipation	P _T	mW	225 (1Ch) / 450 (2Ch)
I/O Breakdown Voltage	V _{I/O}	V _{rms}	1500
Operating Temperature	T _{Opr}	°C	-40 ~ +85
Storage Temperature	T _{Stg}	°C	-40 ~ +100

C235S/C335S ELECTRICAL SPECIFICATIONS (Ambient Temperature: 25°C)						
Parameters	Symbol	Test Conditions	Units	Min	Typ	Max
INPUT						
LED Forward Voltage	V _F	I _F =10mA	V	1.0		1.5
Operation LED Current	I _{F On}		mA		0.9	3.0
Recovery LED Voltage	V _{F Off}		V	0.5		
OUTPUT						
On-Resistance Drain to Drain	R _{On}	I _F =5mA, I _L =Rating Time to flow is within 1 sec.	Ω		20	30
Off-State Leakage Current	I _{Leak}	V _L =80V	nA			10
Output Capacitance	C _{Out}	V _L =0V, f=1MHz	pF		6.0	
TRANSMISSION						
Turn-On Time	T _{On}	I _F =5mA, I _L =10mA	ms		0.02	0.5
Turn-Off Time	T _{Off}		ms		0.05	0.2
COUPLED						
I/O Insulation Resistance	R _{I/O}		Ω	10 ⁹		
I/O Capacitance	C _{I/O}	f=1MHz	pF		1.3	

Environmental Ratings:

Operating Temp: -40°C to +85°C; Storage Temp: -40 to +100 C.
All electrical parameters measured at 25° C unless otherwise specified.

35 SERIES GRAPHS

