



Chipsmall Limited consists of a professional team with an average of over 10 year of expertise in the distribution of electronic components. Based in Hongkong, we have already established firm and mutual-benefit business relationships with customers from,Europe,America and south Asia,supplying obsolete and hard-to-find components to meet their specific needs.

With the principle of “Quality Parts,Customers Priority,Honest Operation,and Considerate Service”,our business mainly focus on the distribution of electronic components. Line cards we deal with include Microchip,ALPS,ROHM,Xilinx,Pulse,ON,Everlight and Freescale. Main products comprise IC,Modules,Potentiometer,IC Socket,Relay,Connector.Our parts cover such applications as commercial,industrial, and automotives areas.

We are looking forward to setting up business relationship with you and hope to provide you with the best service and solution. Let us make a better world for our industry!



## Contact us

Tel: +86-755-8981 8866 Fax: +86-755-8427 6832

Email & Skype: info@chipsmall.com Web: www.chipsmall.com

Address: A1208, Overseas Decoration Building, #122 Zhenhua RD., Futian, Shenzhen, China



# 6050 DP Splash Resistant Switches - & Twins # 16A 250Vac

rocker switches



- ▶ Ratings up to 20A, 277V ac
- ▶ High in-rush (ON-OFF types)
- ▶ Positive switch action
- ▶ Distinctive styling
- ▶ Illuminated & non-illuminated
- ▶ Double pole
- ▶ Panel cut out: 30.1 x 22.2mm



European 16(4)A 250Vac T125, 10A 400Vac T125  
 UL CSA 20A 277Vac, 250Vac 1 1/2hp, 125Vac 1hp  
 UL 100°C, file E45221, CSA file LR10990

In house test

Inrush 150A\* to EN61058-1  
 8(8)A 250Vac T125 5E4 on 6050 only  
 \* applies to non-momentary types

RoHS

RoHS compliant

3mm contact gap with Positive Break switching.  
 # Call sales for IP details on Twin units.  
 Technical data on pages 4 & 5 (switches), 6 (indicators).  
 Patent app.

NON-LIT		LIT	
<b>B</b> BLACK	<b>B</b> BLACK	<b>A</b> AMBER	<b>2</b> 125V NEON
<b>R</b> RED	<b>R</b> RED	<b>C</b> CLEAR	<b>3</b> 250V NEON
<b>W</b> WHITE	<b>W</b> WHITE	<b>G</b> GREEN	<b>7</b> 12V INCANDESCENT
		<b>R</b> RED	


**C 6053 A L B R 2 1197W**

## ORDER FORMAT

TERMINAL CODE    FUNCTION CODE    ROCKER CODE    BODY CODE    BODY COLOR    ROCKER COLOR    LAMP VOLTAGE IF REQUIRED    LEGEND & OPTIONS

TERMINAL	FUNCTION	ROCKER
<b>C</b>  6.3 x 0.8	Approvals & ratings vary with function ON OFF Switches - ON when pressed over terminals 3 & 6 	<b>A</b> Softline Matt 
	<b>6050</b> ON - OFF	
	<b>6051</b> ON - OFF (momentary ON)	
	<b>6052</b> ON - OFF (momentary OFF)	
	<b>6053</b> ON - OFF Lit	<b>A</b> Softline Matt Lit
	<b>6054</b> ON - OFF (momentary ON) Lit	
	<b>6055</b> ON - OFF (Single pole) (momentary ON) Lit	
	<b>6056</b> ON - OFF (Single pole) Isolated light	
	<b>6057</b> ON - OFF Isolated light	
	<b>6058</b> ON - OFF (Single pole) Lit	
	<b>6059</b> ON - OFF (Single pole) (momentary ON) Isolated light	
	<b>6060</b> ON - ON	
	<b>6061</b> ON - ON (momentary 1 side)	
	<b>6062</b> 2 Circuit ON - ON                      In house tests only	
	<b>6066</b> ON - ON (Single pole) Isolated light	<b>A</b> Softline Matt Lit
	<b>6067</b> ON - ON Lit	
	<b>6068</b> ON - ON 1pole ON - OFF Lit 1pole	
	<b>6090</b> ON - OFF 1pole ON - OFF Lit 1pole	
	<b>6091</b> ON - OFF (momentary ON) Lit	<b>P</b> Lit Window Matt 
	<b>6092</b> ON - OFF 1 pole ON - ON 1 pole Lit	Lit Window
	<b>6099</b> ON - OFF (Single pole) (momentary ON) Isolated light	
	Circuits are Double Pole unless described otherwise	

Screw & Clamp  
 N/A for assemblies with 3 terminals in either pole



**Integral Splash Resistance**

Current carrying parts are protected from moisture. Droplets which may enter the switch are channelled out through ports in the switch body

For IP65 see options below



C6050AL



C6053AL



C6053PL



C6000/6000AL



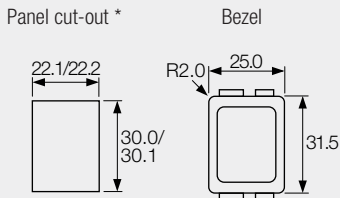
C6003/60003PL



C6003P/6030AL

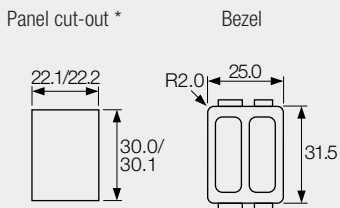
**BODY**

**L Double pole**



**L Twin units**

Contact sales for information on splash resistance and IP ratings



Cut-outs must be punched in the direction of insertion

**OPTIONS**

**Finish** Matt is standard


**Color** Call factory for custom colors  
A full range is available for large orders

**Legend printing** Select from the examples or call factory for custom legends

**Lamp voltage** Call factory for details

**Protective cover** (designed to IP65 #)

The 6000 series is a water thru design. For a higher level of sealing, a snap on cover is available (add suffix G72). This reduces panel thickness by 1mm.



Panel sealing washer W42 is available but reduces panel thickness by a further 1.00mm. Covers are not suitable for momentary types.

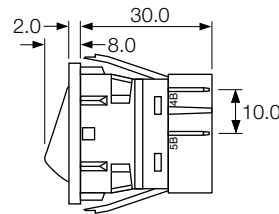
**IP Ratings** Call the factory for details

**Jumper Terminal P1067** connects the poles of a double pole switch or twin unit

# Mounting orientation may affect IP rating

For all options call the factory

**DIMENSIONS (mm)**



Terminal spacing - Poles 10.5 between centres

**Panel thickness**

L 0.75 to 3.0mm

\* For cut-out details on momentary switches call sales

**Examples of our range of legend printing**

( ) is legend color B-Black, W-White, R-Red



1196(W)



1197(W)