



Chipsmall Limited consists of a professional team with an average of over 10 year of expertise in the distribution of electronic components. Based in Hongkong, we have already established firm and mutual-benefit business relationships with customers from,Europe,America and south Asia,supplying obsolete and hard-to-find components to meet their specific needs.

With the principle of "Quality Parts,Customers Priority,Honest Operation,and Considerate Service",our business mainly focus on the distribution of electronic components. Line cards we deal with include Microchip,ALPS,ROHM,Xilinx,Pulse,ON,Everlight and Freescale. Main products comprise IC,Modules,Potentiometer,IC Socket,Relay,Connector.Our parts cover such applications as commercial,industrial, and automotives areas.

We are looking forward to setting up business relationship with you and hope to provide you with the best service and solution. Let us make a better world for our industry!



## Contact us


Tel: +86-755-8981 8866 Fax: +86-755-8427 6832

Email & Skype: info@chipsmall.com Web: www.chipsmall.com

Address: A1208, Overseas Decoration Building, #122 Zhenhua RD., Futian, Shenzhen, China



## Ring Lug Terminal Blocks ST5, ST5-16mm<sup>2</sup>, ST6 and ST25



Weidmüller's comprehensive range of bolt-type screw terminals offers secure connections for all power transmission applications. Bolt-type screw terminals with threads from M3.5 to M5 can be used depending on the conductor cross-section.

- Touch-safe (Premium line)
- Self-locking nut
- Combi-foot for use with TS 35 and TS 32
- CSA / UL approved
- Standard screw or test sleeve
- High Voltage Capacity

### **Weidmüller, Canada**

10 Spy Court  
Markham, Ontario L3R 5H6  
Telephone: (800) 268-4080  
Facsimile: (877) 300-5635  
Email: [info1@weidmuller.ca](mailto:info1@weidmuller.ca)  
Website: [www.weidmuller.ca](http://www.weidmuller.ca)

### **Weidmüller, Mexico**

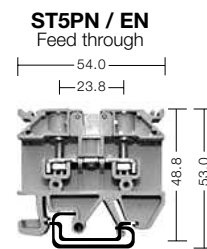
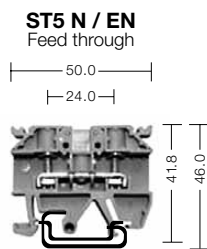
Blvd. Hermanos Serdán 698  
Col. San Rafael Oriente  
Puebla, Puebla, Mexico  
C.P. 72029  
Telephone: 01 222 2686267  
Facsimile: 01 222 2686219  
Email: [clientes@weidmuller.com.mx](mailto:clientes@weidmuller.com.mx)  
Website: [www.weidmuller.com.mx](http://www.weidmuller.com.mx)

### **Weidmüller, United States**

821 Southlake Blvd.  
Richmond, Virginia 23236  
Telephone: (800) 849-9343  
Facsimile: (804) 379-2593  
Email: [info@weidmuller.com](mailto:info@weidmuller.com)  
Website: [www.weidmuller.com](http://www.weidmuller.com)

# Ring Lug Terminal Blocks

# Premium Line ("New" Touch-Safe)



**Self-locking Nut**

**Self-locking Nut**

Width (mm / Inch)	10.2 / 0.402		13.2 / 0.519	
Insulating material (UL94)	PA (V0)		PA (V0)	
<b>Rated data</b>	<b>IEC/DIN-VDE</b>		<b>IEC/DIN-VDE</b>	
Voltage	800 V	600 V	800 V	600 V
Current	35 A	35 A	46 A	46 A
Cross-section	4 mm <sup>2</sup>	22 - 10 AWG	6 mm <sup>2</sup>	22 - 8 AWG
Impulse voltage	8 KV		8 KV	
Pollution severity	3		3	
Torque range	1.0 Nm		1.2 Nm	
Torque range - connections	0.5 - 0.8 Nm		0.5 - 0.8 Nm	
(See Lug Dimensions Chart P7) Thread	M3.5		M4	
<b>Ordering Data</b>				
		<b>Part No.</b>		<b>Part No.</b>
(Beige)		<b>C905234600</b> (screw)		<b>C905221600</b> (screw)
(Beige)		<b>C905381600</b> (sleeve)		<b>C905382600</b> (sleeve)
Disconnect* (Beige)				
Disconnect* (Beige)				

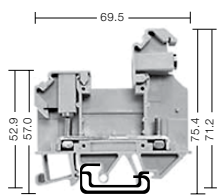
## Accessories

End plate	Width (mm/Inch)	Part No.	Width (mm/Inch)	Part No.
(Beige) AP PA	1.5/059	<b>C905235600</b>	1.5/059	<b>C905222600</b>
<b>Adapter sleeve - Pin</b>		<b>Part No.</b>		<b>Part No.</b>
STB 21.6 (Beige)		<b>1071000000</b>		<b>1071000000</b>
Pin PS4		<b>0299600000</b>		<b>0299600000</b>
<b>Partition plate</b>	<b>Width (mm/Inch)</b>	<b>Part No.</b>	<b>Width (mm/Inch)</b>	<b>Part No.</b>
(BG) TW PA				
(BG) TW HP				
(BG) TW PA				
TW HP - TS 32				
<b>Cross-connection</b>		<b>Part No.</b>		<b>Part No.</b>
Kit				
VH				
Q2		<b>C905236600</b>		<b>C905223600</b>
Q3		<b>C905237600</b>		<b>C905224600</b>
Q4		<b>C905238600</b>		<b>C905225600</b>
Q5				
Q7				
Q10		<b>C905239600</b>		<b>C905226600</b>
Q50				
QL2				
QL3				
QL4				
QL5				
QL7				
QL10				
QL50				
Sleeve VH 13.5				
Kit (1 Screw + 1 Washer)				
<b>Connection for short-circuit</b>		<b>Part No.</b>		<b>Part No.</b>
ZQV 10/2				
<b>End brackets</b>	<b>Width (mm/Inch)</b>	<b>Part No.</b>	<b>Width (mm/Inch)</b>	<b>Part No.</b>
EW35 - TS 35	8.5/334	<b>0383560000</b>	8.5/334	<b>0383560000</b>
WEW35/2 - TS 35	8.0/315		8.0/315	
EWK1 - TS 32	8.5/334	<b>0206160000</b>	8.5/334	<b>0206160000</b>
EWK2 - TS 32	15.0/59		15.0/59	
WEW35 - TS 35	12.2/48		12.2/48	
<b>Rails</b>		<b>Part No.</b>		<b>Part No.</b>
TS 35 steel		<b>0383400000</b>		<b>0383400000</b>
TS 35 steel slotted		<b>0514500000</b>		<b>0514500000</b>
TS 32 steel		<b>0122800000</b>		<b>0122800000</b>

\*Quick connection, incorporated test-point, circuit disconnecting



**ST6 / EN**  
Feed through

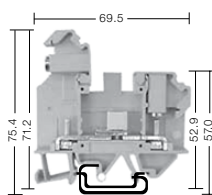


**Self-locking Nut**

11.2 / 0.441

PA (V0)

**ST6 T / EN**  
Test disconnect

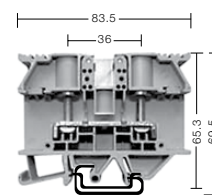


**Self-locking Nut**

11.2 / 0.441

PA (V0)

**ST25 / EN**  
Feed through



**Self-locking Nut**

18.2 / 0.716

PA (V0)

IEC/DIN-VDE		IEC/DIN-VDE		IEC/DIN-VDE	
800 V	600 V	800 V	600 V	1000 V	1000 V
41 A	40 A	41 A	40 A	101 A	100 A
6 mm <sup>2</sup>	26 - 10 AWG	6 mm <sup>2</sup>	26 - 10 AWG	25 mm <sup>2</sup>	20 - 3 AWG
8 KV		8 KV		8 KV	
3		3		3	
1.5 - 1.8 Nm		1.5 - 1.8 Nm		2.5 (M5) / 3.2 (M6)	
0.5 - 0.8 Nm		0.5 - 0.8 Nm		1.2 - 1.9 Nm	
M4		M4		M5 & M6	
<b>Part No.</b>		<b>Part No.</b>		<b>Part No.</b>	<b>Part No.</b>
C904908601 (screw)		C904909601 (screw)		C905265600 (M5) (screw)	C905264600 (M6) (screw)
C904908600 (sleeve)		C904909600 (sleeve)		C905379600 (M5) (sleeve)	C905380600 (M6) (sleeve)

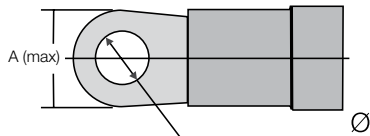
Width (mm/Inch)	Part No.	Width (mm/Inch)	Part No.	Width (mm/Inch)	Part No.
1.0/039	C904910600	1.0/039	C905222600	1.5/059	C905266600
	<b>Part No.</b>		<b>Part No.</b>		<b>Part No.</b>
	0299600000		0299600000		0299600000
Width (mm/Inch)	Part No.	Width (mm/Inch)	Part No.	Width (mm/Inch)	Part No.
	<b>Part No.</b>		<b>Part No.</b>		<b>Part No.</b>
	C905064600		C905064600		C012361000
	C905065600		C905065600		C012371000
	C905066600		C905066600		C012381000
	C905067600		C905067600		C033861000
	C904925600		C904925600		
	C904926600		C904926600		
	C904927600		C904927600		
	C904929600		C904929600		
	C904288000		C904288000		
	C904940600		C904940600		
	<b>Part No.</b>		<b>Part No.</b>		<b>Part No.</b>
	1739680000		1739680000		
Width (mm/Inch)	Part No.	Width (mm/Inch)	Part No.	Width (mm/Inch)	Part No.
8.5/334		8.5/334		8.5/334	
8.0/315	1061200000	8.0/315	1061200000	8.0/315	
8.5/334		8.5/334		8.5/334	
15.0/59	0199360000	15.0/59	0199360000	15.0/59	0199360000
12.2/48		12.2/48		12.2/48	1059000000
	<b>Part No.</b>		<b>Part No.</b>		<b>Part No.</b>
	0383400000		0383400000		0383400000
	0514500000		0514500000		0514500000
	0122800000		0122800000		0122800000

# Ring Lug Terminal Blocks

## Accessories

### Lug Dimensions Chart (Terminals DIN 46237)


Terminal Type	Ø	A (Max) mm/Inch
ST5 N / EN	M3.5	8.0/.315
ST5PN / EN	M4	10.0/.394
ST6 / EN	M4	8.0/.315
ST6 T / EN	M4	8.0/.315
ST25 V1 / EN	M5	15.0/.590
ST25 V1 / EN	M6	15.0/.590
ST25 V2 / EN	M5	15.0/.590
ST25 V2 / EN	M6	15.0/.590
ST5 16mm <sup>2</sup>	M5	12.0/.473
ST5 / EN	M3.5	8.0/.315
ST5P / EN	M4	10.0/.394
ST5P1 V1 / EN	M4	10.0/.394
ST5P1 V2 / EN	M4	10.0/.394
ST5P1 V4 / EN	M4	10.0/.394
ST5P1 V5 / EN	M5	12.0/.473



### Dekafix Preprinted Markers for Terminals

Length x Pitch	Vertical Print	Horizontal Print
	5 x 5mm	5 x 5mm
Model	DEK 5/5	DEK 5/5
1-50	0473560001	0473460001
51-100	0473560051	0473460051
101-150	0473560101	0473460101
151-200	0473560151	0473460151
201-250	0473560201	0473460201
251-300	0473560251	0473460251
301-350	0473560301	0473460301
351-400	0473560351	0473460351
401-450	0473560401	0473460401
451-500	0473560451	0473460451

Preprinted Description



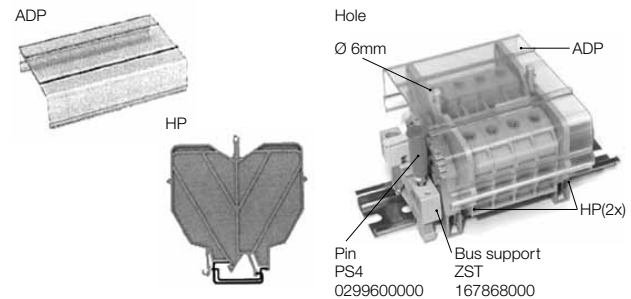
Additional number sequences, letters and symbols are available.

### Dekafix Multi-Card Markers (Blank & Custom Print)

Model	Type	Part Number
DEK 5/5 MC	Blank	1609801044
DEK 5/5 MC	Custom Print	1854500000

### Support and Hoods

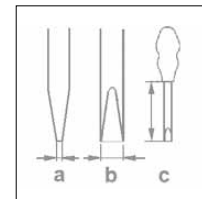
Terminal Block	ADP	HP
ST5 ST5P ST5P1 / ST5 N / ST5 PN	ADP - 0485300000 (1m)	HP2 - 0485660000
ST5 - 16mm <sup>2</sup>	ADP - 0447700000 (1m)	---
ST25	ADP - 04854000000 (1m)	HP3 - 0485760000
ST6 ST6T	ADP3 - 0485400000 (1m)	HP4 - 0485860000



### Screwdrivers

For Screw, Sleeve or Self-locking versions only.

Terminal Type	Description	a (mm/Inch)	b (mm/Inch)	c (mm/Inch)	Part Number
ST5 N / EN	SD 1.0x5.5x150	1.0/.039	5.5/.216	150/5.91	9008350000
ST5PN / EN	SD 1.0x5.5x150	1.0/.039	5.5/.216	150/5.91	9008350000
ST6 / EN	SD 1.0x5.5x150	1.0/.039	5.5/.216	150/5.91	9008350000
ST6 T / EN (Terminal)	SD 1.0x5.5x150	1.0/.039	5.5/.216	150/5.91	9008350000
ST6 T / EN (Disconnect)	SD 0.5x3.0x8.0	0.5/.019	3.0/.118	8.0/.314	9008320000
ST25 V1 / EN	SD 1.2x6.5x150	1.2/.047	6.5/.255	150/5.91	9009010000
ST25 V2 / EN	SD 1.2x6.5x150	1.2/.047	6.5/.255	150/5.91	9009010000
ST5 / EN	SDK PH1			80/3.14	9008480000
ST5P / EN	SDK PH1			80/3.14	9008480000
ST5P1 V2 / EN	SDK PH1			80/3.14	9008480000
ST5P1 V4 / EN	SDK PH1			80/3.14	9008480000
ST5P1 V5 / EN	SDK PH2			100/3.93	9008490000



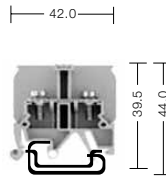
TRIM

# Ring Lug Terminal Blocks

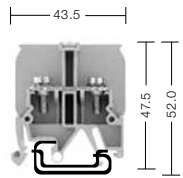
# Standard Line



**ST5 / EN**  
Feed through



**ST5P / EN**  
Feed through



		Screw		Screw	
Width (mm / Inch)		9.7 / 0.382		9.7 / 0.382	
Insulating material (UL94)		PA (V2)		PA (V2)	
Rated data		IEC/DIN-VDE	UL /UL	IEC/DIN-VDE	UL /UL
Voltage		800 V	600 V	800 V	600 V
Current		35 A	35 A	35 A	45 A
Cross-section		4 mm <sup>2</sup>	20 - 10 AWG	4 mm <sup>2</sup>	22 - 10 AWG
Impulse voltage		6 KV		6 KV	
Pollution severity		3		3	
Torque range		0.8 - 1.6 Nm		0.8 - 1.6 Nm	
Torque range - connections (See Lug Dimensions Chart P7) Thread		M3.5		M3.5	
Ordering Data		Part No.		Part No.	
		<b>C9000676</b>		<b>C9001456</b>	
(Beige)					
(Beige)					
Disconnect (Beige)					
Disconnect (Beige)					

## Accessories

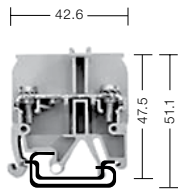
End plate		Width (mm/Inch)	Part No.	Width (mm/Inch)	Part No.	
		(Beige) AP PA	1.5/059	<b>C9000686</b>	1.5/059	<b>C9000686</b>
Adapter sleeve - Pin		Part No.		Part No.		
		STB 21.6 (Beige)				
		Pin PS4				
Partition plate		Width (mm/Inch)	Part No.	Width (mm/Inch)	Part No.	
		(BG) TW PA	1.5/059	<b>C904318600</b>	1.5/059	<b>C904318600</b>
		(BG) TW HP	0.5/019	<b>0474700000</b>	0.5/019	<b>0474700000</b>
		(BG) TW PA				
		TW HP - TS 32				
Cross-connection		Part No.		Part No.		
Kit						
VH						
Q2						
Q3						
		QL2				
		QL3				
		QL4				
		Q4				
		Q2				
		Q3				
		Q4				
		Q5				
		Q7				
		Q10				
		Q50				
		QL2	<b>C9001370</b>		<b>C9001370</b>	
		QL3	<b>C9001380</b>		<b>C9001380</b>	
		QL4	<b>C9001390</b>		<b>C9001390</b>	
		QL5				
		QL7				
		QL10	<b>C9000750</b>		<b>C9000750</b>	
		QL50				
		Sleeve VH 13.5				
		Kit (1 Screw + 1 Washer)				
Connection for short-circuit		Part No.		Part No.		
		ZQV 10/2				
End brackets		Width (mm/Inch)	Part No.	Width (mm/Inch)	Part No.	
		EW35 - TS 35	8.5/334	<b>0383560000</b>	8.5/334	<b>0383560000</b>
		WEW35/2 - TS 35	8.0/315		8.0/315	
		EWK1 - TS 32	8.5/334	<b>0206160000</b>	8.5/334	<b>0206160000</b>
		EWK2 - TS 32	15.0/59		15.0/59	
		WEW35 - TS 35	12.2/48		12.2/48	
Rails		Part No.		Part No.		
		TS 35 steel	<b>0383400000</b>		<b>0383400000</b>	
		TS 35 steel slotted	<b>0514500000</b>		<b>0514500000</b>	
		TS 32 steel	<b>0122800000</b>		<b>0122800000</b>	

TRIM

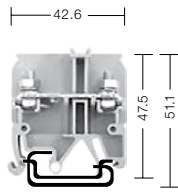
# Standard Line

# Ring Lug Terminal Blocks

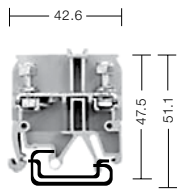
**ST5P1 V2 / EN**  
Feed through



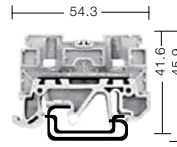
**ST5P1 V1 / EN**  
Feed through



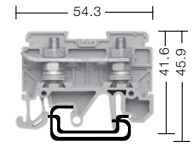
**ST5P1 V4 and 5 / EN**  
Feed through



**ST5S-16mm<sup>2</sup>**  
Feed through



**STL5-16mm<sup>2</sup>**  
Test disconnect



Screw		Nut		Self-locking Nut		Nut		Nut	
13.2 / 0.519		13.2 / 0.519		13.2 / 0.519		16.5 / 0.642		16.5 / 0.642	
PA (V2)		PA (V2)		PA (V2)		PA (V0)		PA (V0)	
IEC/DIN-VDE	UL	IEC/DIN-VDE	UL	IEC/DIN-VDE	UL	IEC/DIN-VDE	UL	IEC/DIN-VDE	UL
500 V	300 V	500 V	300 V	500 V	300 V	800 V	600 V	800 V	600 V
46 A	46 A	46 A	46 A	46 A	46 A	76 A	65 A	76 A	65 A
6 mm <sup>2</sup>	24 - 6 AWG	6 mm <sup>2</sup>	24 - 6 AWG	6 mm <sup>2</sup>	24 - 6 AWG	16 mm <sup>2</sup>	AWG 12...10	16 mm <sup>2</sup>	AWG 12...10
6 kV		6 kV		6 kV		8 kV		8 kV	
3		3		3		3		3	
1.2 - 1.9 Nm		1.2 - 2.4 Nm		1.2 - 2.4 Nm		2.0 - 4.0 Nm		2.0 - 4.0 Nm	
0.8 - 1.6 Nm		0.8 - 1.6 Nm		0.8 - 1.6 Nm		0.8 - 1.6 Nm		0.8 - 1.6 Nm	
M4		M4		M4 & M5		M5		M5	
Part No.		Part No.		Part No.		Part No.		Part No.	
C904916600		C904904600		C904922600 (M4) C904915600 (M5)		0448360000		0448460000	

Width (mm/Inch)	Part No.	Width (mm/Inch)	Part No.	Width (mm/Inch)	Part No.	Width (mm/Inch)	Part No.	Width (mm/Inch)	Part No.
1.5/059	C9001506	1.5/059	C9001506	1.5/059	C9001506	1.5/059	0447260000	1.5/059	0447260000
Part No.		Part No.		Part No.		Part No.		Part No.	

Width (mm/Inch)	Part No.	Width (mm/Inch)	Part No.	Width (mm/Inch)	Part No.	Width (mm/Inch)	Part No.	Width (mm/Inch)	Part No.
1.5/059	C904319600	1.5/059	C904319600	1.5/059	C904319600	1.5/059	0477660000	1.5/059	0477660000
0.5/019	0474700000	0.5/019	0474700000	0.5/019	0474700000				

Part No.	Part No.	Part No.	Part No.	Part No.
C904913600	C904913600	C904913600	3834300000	3834300000
C904914600	C904914600	C904914600		
C904917600	C904917600	C904917600		
C904918600	C904918600	C904918600		
	C904919600			
C904919600		C904919600		
Part No.	Part No.	Part No.	Part No.	Part No.

Width (mm/Inch)	Part No.	Width (mm/Inch)	Part No.	Width (mm/Inch)	Part No.	Width (mm/Inch)	Part No.	Width (mm/Inch)	Part No.
8.5/334	0383560000	8.5/334	0383560000	8.5/334	0383560000	8.5/334	0383560000	8.5/334	0383560000
8.0/315		8.0/315		8.0/315	1061200000	8.0/315	1061200000	8.0/315	1061200000
8.5/334	0206160000	8.5/334	0206160000	8.5/334	0206160000	8.5/334	0206160000	8.5/334	0206160000
15.0/59		15.0/59		15.0/59		15.0/59		15.0/59	
12.2/48		12.2/48		12.2/48		12.2/48		12.2/48	
Part No.	Part No.	Part No.	Part No.	Part No.	Part No.	Part No.	Part No.	Part No.	Part No.
0383400000	0383400000	0383400000	0383400000	0383400000	0383400000	0383400000	0383400000	0383400000	0383400000
0514500000	0514500000	0514500000	0514500000	0514500000	0514500000	0514500000	0514500000	0514500000	0514500000
0122800000	0122800000	0122800000	0122800000	0122800000	0122800000	0122800000	0122800000	0122800000	0122800000