



Chipsmall Limited consists of a professional team with an average of over 10 year of expertise in the distribution of electronic components. Based in Hongkong, we have already established firm and mutual-benefit business relationships with customers from,Europe,America and south Asia,supplying obsolete and hard-to-find components to meet their specific needs.

With the principle of "Quality Parts,Customers Priority,Honest Operation,and Considerate Service",our business mainly focus on the distribution of electronic components. Line cards we deal with include Microchip,ALPS,ROHM,Xilinx,Pulse,ON,Everlight and Freescale. Main products comprise IC,Modules,Potentiometer,IC Socket,Relay,Connector.Our parts cover such applications as commercial,industrial, and automotives areas.

We are looking forward to setting up business relationship with you and hope to provide you with the best service and solution. Let us make a better world for our industry!



## Contact us

Tel: +86-755-8981 8866 Fax: +86-755-8427 6832

Email & Skype: info@chipsmall.com Web: www.chipsmall.com


Address: A1208, Overseas Decoration Building, #122 Zhenhua RD., Futian, Shenzhen, China



*New*  
**SAW Filters**



Part Number: CBPFS-0902  
Center Frequency 902 MHz  
Band Pass Width 25 MHz



### Features:

- SAW Band Pass Filter
- 50 Ω SMA Connectors

### Applications:

- Test Equipment
- Lab Use

### Maximum Ratings:

- +10 dBm
- Operating Temperature: -40°C to 85°C
- Storage Temperature: -40°C to 85°C

Crystek's new line of SAW Band Pass Filters are designed in a rugged SMA housing. This filter line has excellent out-of-band rejection. Designed for Test Equipment and General Lab Use.

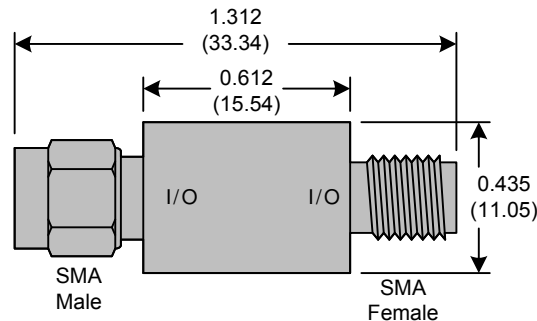
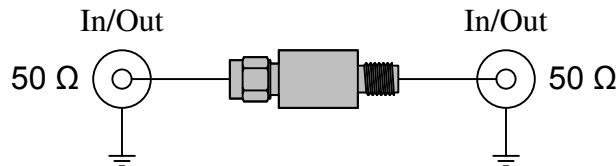
#### Product Control:


Crystek Part Number:	CBPFS-0902	Release Date:	08-Jan-2013
Revision Level:	C	Responsible:	K. Piotrowicz



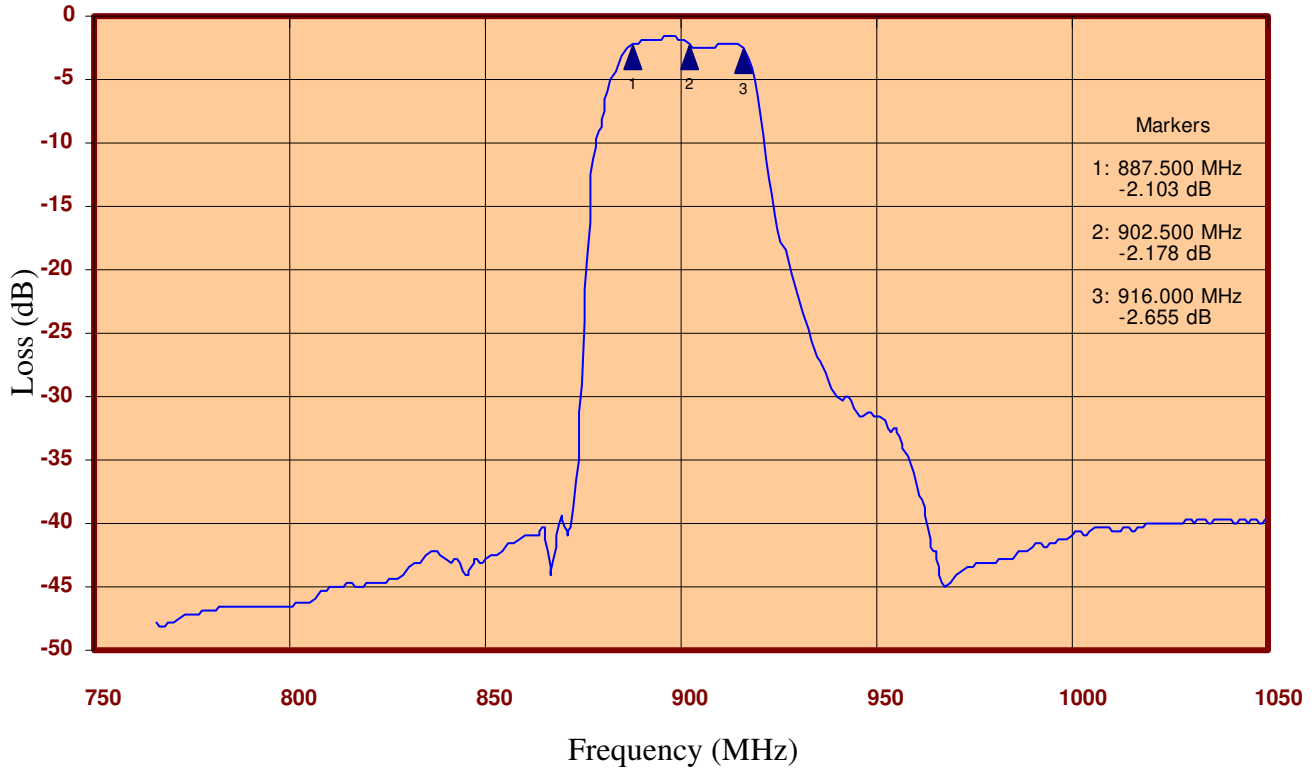
PERFORMANCE SPECIFICATION	MIN	TYP	MAX	UNITS
Center Frequency:		902.500		MHz
Pass Bandwidth:		25		MHz
Insertion Loss:		2.0		dB
Amplitude Ripple:		0.6		dB
Attenuation: DC – 860 MHz		48		dB
Attenuation: 925 – 935 MHz		19		dB
Attenuation: 945 – 980 MHz		30		dB
Attenuation: 980 – 1200 MHz		48		dB
Attenuation: 1200 – 3000 MHz		28		dB
VSWR:			2:1	
Impedance:		50		$\Omega$
Operating Temperature Range:	-40		+85	$^{\circ}\text{C}$
Storage Temperature Range:	-40		+85	$^{\circ}\text{C}$

### Schematic





Typical Frequency Characteristics [close in]



Typical Frequency Characteristics [full span]

