



Chipsmall Limited consists of a professional team with an average of over 10 year of expertise in the distribution of electronic components. Based in Hongkong, we have already established firm and mutual-benefit business relationships with customers from,Europe,America and south Asia,supplying obsolete and hard-to-find components to meet their specific needs.

With the principle of "Quality Parts,Customers Priority,Honest Operation,and Considerate Service",our business mainly focus on the distribution of electronic components. Line cards we deal with include Microchip,ALPS,ROHM,Xilinx,Pulse,ON,Everlight and Freescale. Main products comprise IC,Modules,Potentiometer,IC Socket,Relay,Connector.Our parts cover such applications as commercial,industrial, and automotives areas.

We are looking forward to setting up business relationship with you and hope to provide you with the best service and solution. Let us make a better world for our industry!



Contact us

Tel: +86-755-8981 8866 Fax: +86-755-8427 6832

Email & Skype: info@chipsmall.com Web: www.chipsmall.com

Address: A1208, Overseas Decoration Building, #122 Zhenhua RD., Futian, Shenzhen, China



CDSF4448

$I_o = 125 \text{ mA}$
 $V_R = 80 \text{ Volts}$
RoHS Device

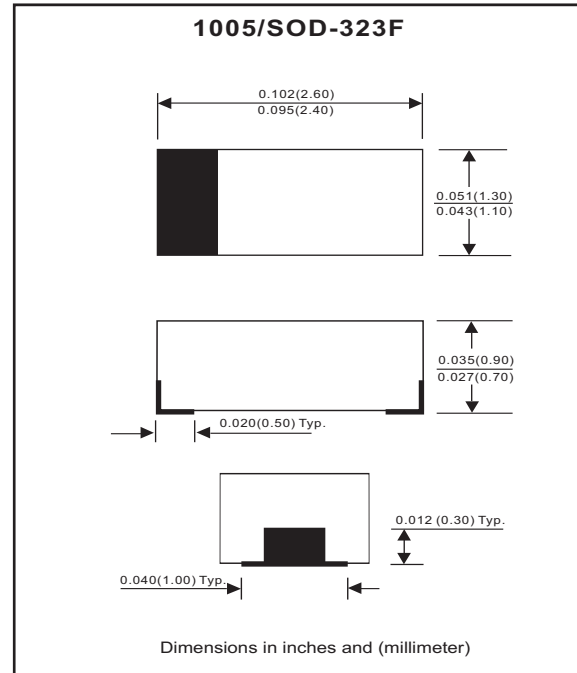


Features

- Fast Switching Speed
- Designed for mounting on small surface.
- Extremely thin/leadless package.

Mechanical data

- Case: 1005/SOD-323F Standard package , molded plastic.
- Terminals: Gold plated, solderable per MIL-STD-750, method 2026.
- Polarity: Indicated by cathode band.
- Mounting position: Any.
- Weight: 0.006 gram (approx.).



Maximum Rating (at $T_A=25^\circ\text{C}$ unless otherwise noted)

Parameter	Conditions	Symbol	Min	Typ	Max	Unit
Repetitive peak reverse voltage		V_{RRM}			100	V
Reverse voltage		V_R			80	V
Average forward rectified current		I_o			125	mA
Forward current, surge peak	$t = 1 \text{ us}$ $t = 8.3 \text{ ms}$	I_{FSM}			2 1	A A
Storage temperature		T_{STG}	-40		+125	$^\circ\text{C}$
Junction temperature		T_j	-40		+125	$^\circ\text{C}$

Electrical Characteristics (at $T_A=25^\circ\text{C}$ unless otherwise noted)

Parameter	Conditions	Symbol	Min	Typ	Max	Unit
Forward voltage	$I_F = 5 \text{ mA}$ $I_F = 100 \text{ mA}$	V_F	0.62		0.72 1	V V
Reverse current	$V_R = 30 \text{ V}$ $V_R = 80 \text{ V}$	I_R			25 100	nA nA
Capacitance between terminals	$f = 1 \text{ MHz}$, and 0.5 VDC reverse voltage	C_T			9	pF
Reverse recovery time	$I_F = I_R = 10 \text{ mA}$, $I_{rr} = 0.1 \times I_R$, $R_L = 100 \text{ ohm}$	T_{rr}			9	NS

RATING AND CHARACTERISTIC CURVES (CDSF4448)

Fig. 1 - Forward characteristics

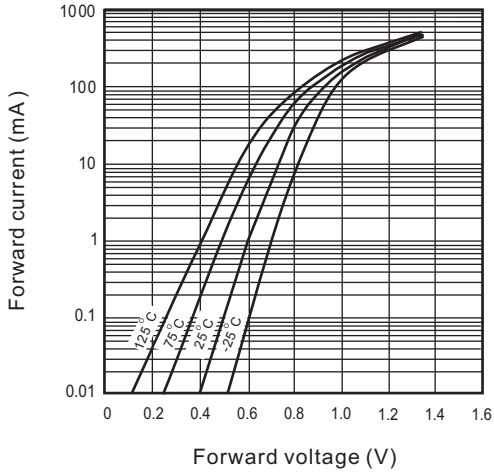


Fig. 2 - Reverse characteristics

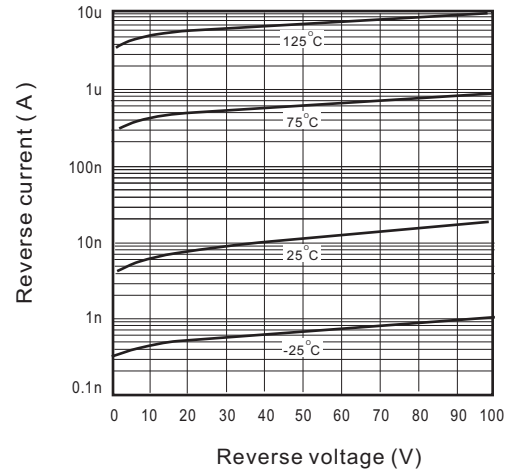


Fig. 3 - Capacitance between terminals characteristics

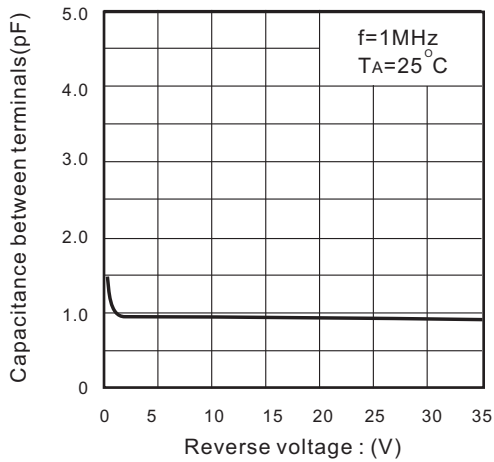


Fig. 4 - Current derating curve

