



Chipsmall Limited consists of a professional team with an average of over 10 year of expertise in the distribution of electronic components. Based in Hongkong, we have already established firm and mutual-benefit business relationships with customers from,Europe,America and south Asia,supplying obsolete and hard-to-find components to meet their specific needs.

With the principle of "Quality Parts,Customers Priority,Honest Operation,and Considerate Service",our business mainly focus on the distribution of electronic components. Line cards we deal with include Microchip,ALPS,ROHM,Xilinx,Pulse,ON,Everlight and Freescale. Main products comprise IC,Modules,Potentiometer,IC Socket,Relay,Connector.Our parts cover such applications as commercial,industrial, and automotives areas.

We are looking forward to setting up business relationship with you and hope to provide you with the best service and solution. Let us make a better world for our industry!



Contact us

Tel: +86-755-8981 8866 Fax: +86-755-8427 6832

Email & Skype: info@chipsmall.com Web: www.chipsmall.com

Address: A1208, Overseas Decoration Building, #122 Zhenhua RD., Futian, Shenzhen, China

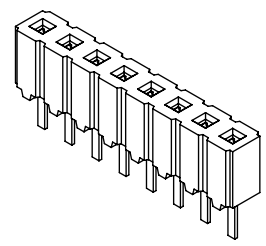


DO NOT SCALE FROM THIS PRINT

NOTES:

1. Ⓢ REPRESENTS A CRITICAL DIMENSION.
2. MIN CONTACT RETENTION 2 LB
3. MAX ALLOWABLE BOW: .006 [.015] IN/IN .001 .03
4. "END WALLS" AFTER CUTTING SHOULD BE .015 ± .005 [.38 .13]
5. MAX CUT FLASH: .015 [.38] WITH NO FLASH ALLOWED IN HOLES.
6. MAX TERMINAL BURR: .003 [.08]
7. WHEN FILLING THE ASSEMBLY, ALL CONTACTS MUST BE FACING THE SAME DIRECTION.
8. TO BE MEASURED AT THE BEND.

CES-1XX-XX-X-S-XX



No OF POSITIONS
-01 THRU -50

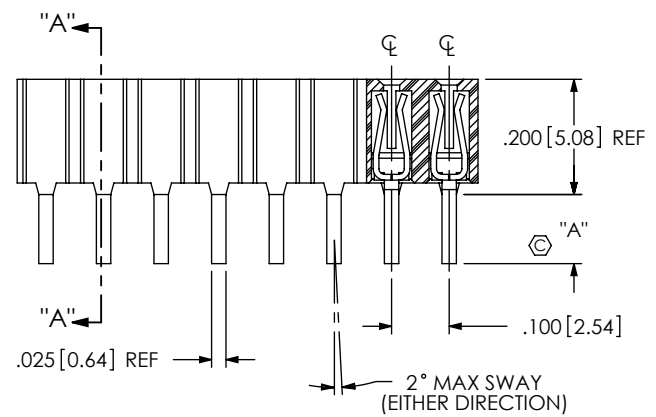
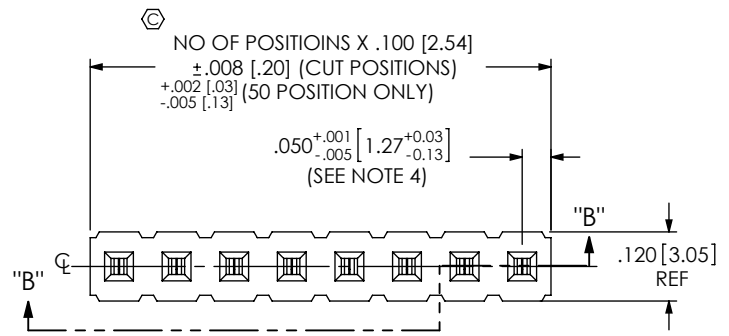
OPTIONS
-RA: RIGHT ANGLE
(STYLE -02 ONLY)

CONTACT LEAD STYLE
-01: USE C-45-01-X
-02: USE C-45-02-X

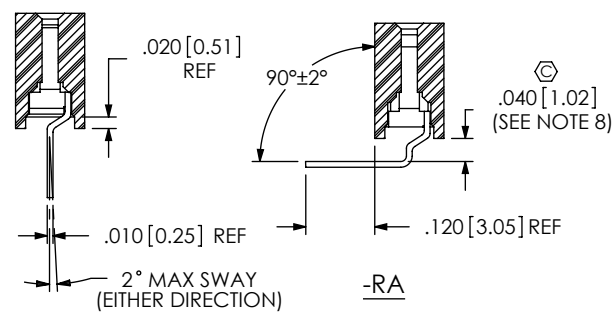
ROW SPECIFICATION
-S: SINGLE ROW
(USE CES-XX-S)

PLATING SPECIFICATION

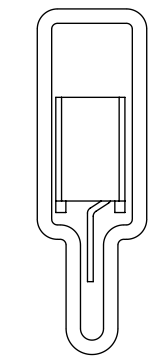
- T: MATTE TIN, CONTACT AND TAIL
- G: 10μ" GOLD IN CONTACT AREA, 3μ" GOLD ON TAIL
- S: 30μ" SELECTIVE GOLD IN CONTACT AREA, MATTE TIN ON TAIL
- F: 3μ" SELECTIVE GOLD IN CONTACT AREA, MATTE TIN ON TAIL
- L: 10μ" SELECTIVE GOLD IN CONTACT AREA, MATTE TIN ON TAIL



SECTION "B"- "B"

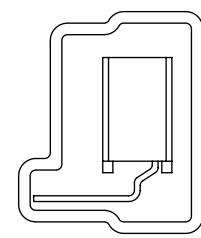


SECTION "A"- "A"



NOTE: MIXED PIN ORIENTATION ACCEPTABLE

PACKAGING VIEW
LEAD STYLE -01 & -02



NOTE: PINS TO BE FACING THE SAME DIRECTION

PACKAGING VIEW
LEAD STYLE -02-RA

PACKAGING TABLE (5 POS MIN)

| LEAD STYLE | TUBE | PLUG |
|------------|---------------|-------|
| -01 & -02 | PT-1-24-01-53 | TP-09 |
| -02-RA | PT-1-24-03-78 | TP-09 |

TABLE 1

| STYLE | "A" |
|-------|-------------|
| -01 | .128 [3.25] |
| -02 | .223 [5.66] |

UNLESS OTHERWISE SPECIFIED, DIMENSIONS ARE IN INCHES. TOLERANCES ARE:
DECIMALS ANGLES
.XX: ±.01 [.3] 2°
.XXX: ±.005 [.13]
.XXXX: ±.0020 [.051]

PROPRIETARY NOTE
THIS DOCUMENT CONTAINS INFORMATION CONFIDENTIAL AND PROPRIETARY TO SAMTEC, INC. AND SHALL NOT BE REPRODUCED OR TRANSFERRED TO OTHER DOCUMENTS OR DISCLOSED TO OTHERS OR USED FOR ANY PURPOSE OTHER THAN THAT WHICH IT WAS OBTAINED WITHOUT THE EXPRESSED WRITTEN CONSENT OF SAMTEC, INC.

520 PARK EAST BLVD. NEW ALBANY, IN 47150
PHONE: 812-944-6733 FAX: 812-948-5047
e-Mail: info@SAMTEC.com code 55322

MATERIAL: DO NOT SCALE DRAWING SHEET SCALE: 3:1
INSULATOR: PBT, UL 94 VO
COLOR: BLACK
TERMINAL: PHOS BRONZE

DESCRIPTION: CLOSED ENTRY SOCKET STRIP
DWG. NO. CES-1XX-XX-X-S-XX