



Chipsmall Limited consists of a professional team with an average of over 10 year of expertise in the distribution of electronic components. Based in Hongkong, we have already established firm and mutual-benefit business relationships with customers from,Europe,America and south Asia,supplying obsolete and hard-to-find components to meet their specific needs.

With the principle of "Quality Parts,Customers Priority,Honest Operation,and Considerate Service",our business mainly focus on the distribution of electronic components. Line cards we deal with include Microchip,ALPS,ROHM,Xilinx,Pulse,ON,Everlight and Freescale. Main products comprise IC,Modules,Potentiometer,IC Socket,Relay,Connector.Our parts cover such applications as commercial,industrial, and automotives areas.

We are looking forward to setting up business relationship with you and hope to provide you with the best service and solution. Let us make a better world for our industry!



## Contact us


Tel: +86-755-8981 8866 Fax: +86-755-8427 6832

Email & Skype: info@chipsmall.com Web: www.chipsmall.com

Address: A1208, Overseas Decoration Building, #122 Zhenhua RD., Futian, Shenzhen, China



# Power Relays Type CS30/CF30 Monostable



- Compressor control relay
- Switching capacity 30A
- DC coils 6 to 48VDC
- AC coils 24 to 277VAC
- 2 normally open contacts, 2 change over contacts
- Reinforced insulation 4kV / 8mm (0.31")
- Meets class F construction
- PCB or Fast-on terminal
- General purpose, power loads
- Standard as sealed
- CE, UL approved

## Product Description

Relay high power output. vending machines, and  
It is sealed designed for compressors load.

## Approvals



The approvals stated are not generally applicable to all relay versions of a particular type.

## Ordering Key

**C S30 A 002 12**

Type \_\_\_\_\_  
Terminal version \_\_\_\_\_  
(S30= Soldering - F30= Fast-on)  
Coil version (A=AC - D=DC) \_\_\_\_\_  
Contact code \_\_\_\_\_  
Coil code \_\_\_\_\_

Box content: 20 relays  
Box size: (W 290 x D 240 x H 40) mm Weight: 2.000g  
(W 11.42 x D 9.45 x H 1.57) inches Weight: 70.55oz

## Type Selection

### Contact configuration

2 normally open contact	(DPST {2-form A})
2 change over contact	(DPDT {2-form C})

### Contact rating

30A
30A

### Contact code

200
002

## Coil Characteristics, DC @ +20°C (+68°F)

Coil Code	Rated voltage VDC	Pick-up voltage VDC	Drop-out voltage VDC	Max. Allowable voltage DC	Coil resistance $\Omega \pm 10\%$
5	5	3.8	0.5	5.5	15.3
6	6	4.5	0.6	6.6	22
12	12	9.0	1.2	13.2	86
24	24	18.0	2.4	26.4	350
48	48	36.0	4.8	52.8	1390
110	110	83	11	121	7255

## Coil Characteristics, AC @ +20°C (+68°F) 50/60Hz

Coil Code	Rated voltage VAC	Pick-up voltage VAC	Drop-out voltage VAC	Max. Allowable voltage AC	Coil resistance $\Omega \pm 10\%$
24	24	19.2	4.8	26.4	39
120	120	96.0	24.0	132.0	950
208B <sup>1</sup>	208	166.4	41.6	228.8	2841
220 <sup>2</sup>	220	175	44.0	242.0	3800
240	240	192.0	48.0	264.0	3800
277	277	211.6	55.4	304.7	5485

<sup>1</sup> Only 60Hz  
<sup>2</sup> Only 50Hz

## Contact Characteristics

	200 (NO)	002 (NO)	(NC)
UL rating	30A - 277VAC 2.5HP - 240VAC 1HP - 120VAC TV 10	30A - 277VAC 2.5HP - 240VAC 1HP - 120VAC 110LRA / 25.3FLA	3A - 277VAC 2.5HP - 240VAC 1HP - 120VAC -
VDE rating	30A - 250VAC	30A - 250VAC	3A - 250VAC
Contact rating	30A - 277VAC	30A - 277VAC	3A - 277VAC
Material	AgSnO <sub>2</sub>	AgSnO <sub>2</sub>	AgSnO <sub>2</sub>
Initial contact resistance	50m $\Omega$ max. (1A-6VDC)	50m $\Omega$ max. (1A-6VDC)	50m $\Omega$ max. (1A-6VDC)
Current	30A	30A	30A
Max. switching current	8.310VA	8.310VA	8.310VA
Max. switching power	8.310VA	8.310VA	8.310VA
Voltage	30VDC / 277VAC	30VDC / 277VAC	30VDC / 277VAC
Max. switching voltage	30VDC / 277VAC	30VDC / 277VAC	30VDC / 277VAC
Life	1 x 10 <sup>5</sup> ops/min. 5 x 10 <sup>6</sup> ops/min.	1 x 10 <sup>5</sup> ops/min. 5 x 10 <sup>6</sup> ops/min.	1 x 10 <sup>5</sup> ops/min. 5 x 10 <sup>6</sup> ops/min.
Electrical life	1 x 10 <sup>5</sup> ops/min.	1 x 10 <sup>5</sup> ops/min.	1 x 10 <sup>5</sup> ops/min.
Mechanical life	5 x 10 <sup>6</sup> ops/min.	5 x 10 <sup>6</sup> ops/min.	5 x 10 <sup>6</sup> ops/min.

## Insulation

**Test voltage** (1 min.)  
Open contacts  
Contacts/coil  
Contact/poles

**4000Vrms**  
**1500Vrms**  
**2000Vrms**

**Surge voltage**  
Contacts/coil

**10000VAC**

**Initial insulation resistance**  
@ 500VDC

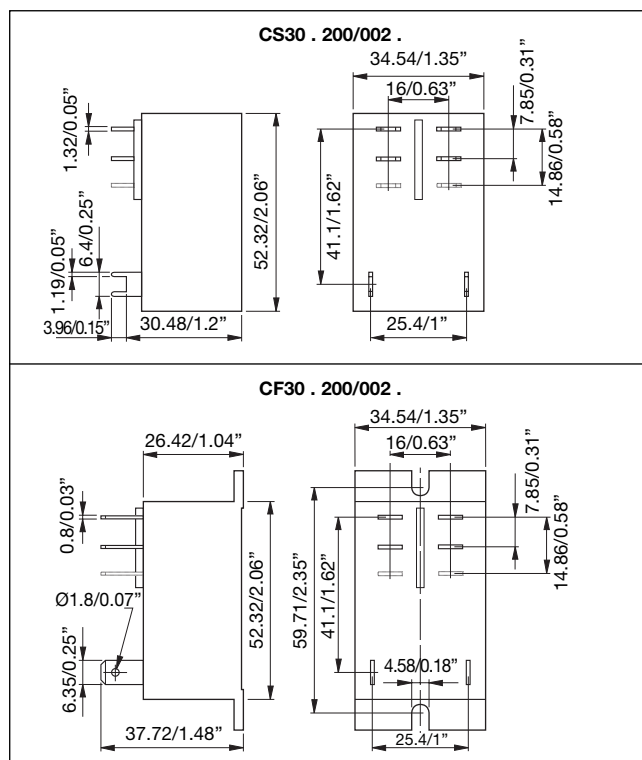
**1000MΩ**

## General Data

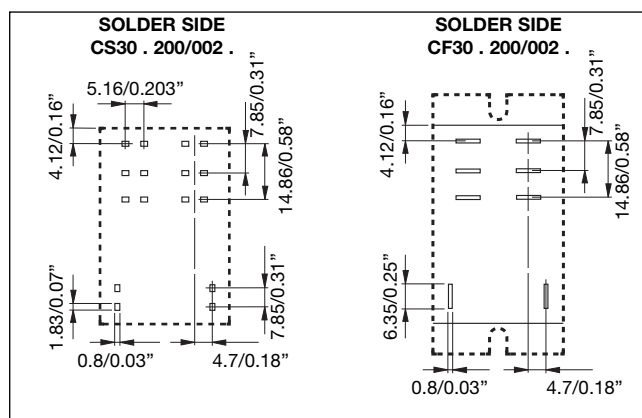
<b>Nominal coil power</b>	<b>AC version 4VA</b> <b>DC version 1.7W</b>
<b>Operate time</b> at nom. voltage	<b>15ms</b>
<b>Release time</b> at nom. voltage	<b>10ms</b>
<b>Ambient temperature</b>	AC <b>-40° to +65°C (-40° to +149°F)</b> DC <b>-55° to +85°C (-67° to +185°F)</b>
<b>Vibration resistance</b>	<b>1.65mm (0.06") p.p. 10 to 55Hz</b>

<b>Temperature rise</b>	AC <b>85°C (+185°F) max.</b> DC <b>60°C (+140°F) max.</b>
<b>Shock resist.</b>	Malfunction <b>100m/s<sup>2</sup></b> Mechanical <b>1000m/s<sup>2</sup></b>
<b>Humidity</b>	<b>35% to 85%, +40°C</b>
<b>Weight</b>	<b>~86g (~3.03oz)</b>
<b>Enclosure</b>	<b>IP 67 Sealed</b>

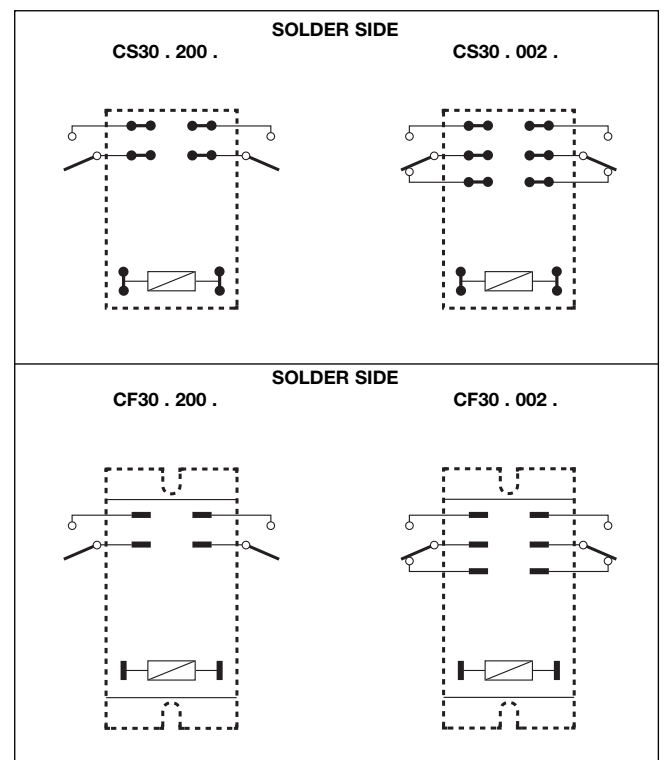
## Dimensions mm/inches



## Pin View mm/inches



## Wiring Diagram



## Diagram

### 1 Ambient temperature

