



Chipsmall Limited consists of a professional team with an average of over 10 year of expertise in the distribution of electronic components. Based in Hongkong, we have already established firm and mutual-benefit business relationships with customers from,Europe,America and south Asia,supplying obsolete and hard-to-find components to meet their specific needs.

With the principle of "Quality Parts,Customers Priority,Honest Operation,and Considerate Service",our business mainly focus on the distribution of electronic components. Line cards we deal with include Microchip,ALPS,ROHM,Xilinx,Pulse,ON,Everlight and Freescale. Main products comprise IC,Modules,Potentiometer,IC Socket,Relay,Connector.Our parts cover such applications as commercial,industrial, and automotives areas.

We are looking forward to setting up business relationship with you and hope to provide you with the best service and solution. Let us make a better world for our industry!



Contact us

Tel: +86-755-8981 8866 Fax: +86-755-8427 6832

Email & Skype: info@chipsmall.com Web: www.chipsmall.com

Address: A1208, Overseas Decoration Building, #122 Zhenhua RD., Futian, Shenzhen, China





Smart Technology. Delivered.

CFD69383P/CFD69383P1

Ultra Low Profile MIMO

Ceiling Mount Antenna

698-960 MHz/1350-1550 MHz/1690-4000 MHz



(Tile Mount)
Patent Pending CFD69383P



(Hard Ceiling Mount)
Patent Pending CFD69383P1

2-PORT MIMO MULTI-BAND LOW PIM CEILING MOUNTED OMNIDIRECTIONAL ANTENNA

The CFD69383P/CFD69383P1 are Low PIM, 2-Port MIMO indoor wideband omnidirectional low profile ceiling mount antennas. They are designed to provide pattern coverage that is optimized for indoor coverage requirements at 698-960 MHz, and 1690-4000 MHz for the LTE, AWS-3, WCS and CBRS/WiMAX frequency bands. The CFD69383P/CFD69383P1 are applicable for environments where aesthetics and wide angle coverage are necessary for successful wireless deployment. Their surprisingly small size and extreme low profile enables maximum mounting flexibility while maintaining desired in-building aesthetics.

FEATURES

- Ultra low profile aesthetically neutral housing
- 2-port MIMO for multipath mitigation
- Mounts directly and easily to ceiling tile
- Performance optimized using Laird proprietary optimization tools
- Supports AWS-3, WCS & CBRS 3.5 GHz bands
- CFD69383P1 for hard ceiling mount installations

APPLICATIONS

- Small Cells
- Meeting Rooms
- Offices
- Hotels
- Museums
- iDAS
- Libraries
- Retail Malls
- Bus Terminals & Train Stations
- Other In-Building Areas

PARAMETER	SPECIFICATIONS										
Model	CFD69383P/CFD69383P1										
Frequency Bands, MHz	698-806	824-894	880-960	1350-1550	1690-1880	1850-1990	1910-2180	2300-2500	2500-2700	3300-3800	3800-4000
Peak Gain, dBi (Typ)	3.2	3.4	3.8	3.0	4.2	3.9	4.6	4.6	5.2	4.3	4.9
Peak Gain, dBi (Max)	3.8	3.7	4.2	5.0	4.7	4.3	6.0	5.0	5.7	5.1	5.4
VSWR, Avg	<1.4:1	<1.4:1	<1.4:1	<1.7:1	<1.7:1	<1.6:1	<1.4:1	<1.3:1	<1.7:1	<1.7:1	<1.5:1
VSWR, Max	<1.5:1	<1.5:1	<1.5:1	<2.0:1	<1.8:1	<1.8:1	<1.8:1	<1.8:1	<1.8:1	<2.0:1	<2.0:1
Isolation, dB (Avg)	> 20	> 22	> 23	> 16	> 16	> 18	> 19	> 31	> 36	> 28	> 30
Isolation, dB (Min)	> 18	> 18	> 18	> 13	> 15	> 15	> 15	> 25	> 28	> 25	> 25
PIM, 3rd Order, 2x20 W (Avg)	<-158 dBc (LTE Low Band)			<-160 dBc (LTE High Band)							
PIM, 3rd Order, 2x20 W (Max)	<-150 dBc			<-150 dBc							
Nominal Impedance	50Ω										
Polarization	Linear Horizontal										
Azimuth 3 dB Beamwidth	360°, Omnidirectional										
Max Power (Ambient 25°C)	50 Watts										
Antenna Dimension (H x Dia)	7.6 x 250 mm (0.3" x 9.84")										
Weight	420 g (0.93 lbs)										
Antenna Color	White										
Radome	PC, UL94-V0										
Operating Temperature	-30°C to +70°C (-22°F to +158°F)										
Storage Temperature	-40°C to +85°C (-40°F to +185°F)										
Material Substance Compliance	RoHS										

CONFIGURATION

PART NUMBER	CABLE LENGTH	CONNECTOR	MOUNTING	PACKAGING
CFD69383P-30NF	30 cm (12")	Type N- female	Ceiling tile	Unit
CFD69383P-30D43F	30 cm (12")	4.3-10 female	Ceiling tile	Unit
CFD69383P-B30NF	30 cm (12")	Type N- female	Ceiling tile	Bulk
CFD69383P-B30D43F	30 cm (12")	4.3-10 female	Ceiling tile	Bulk
CFD69383P1-30NF	30 cm (12")	Type N- female	Hard Ceiling	Unit
CFD69383P1-30D43F	30 cm (12")	4.3-10 female	Hard Ceiling	Unit
CFD69383P1-B30NF	30 cm (12")	Type N- female	Hard Ceiling	Bulk
CFD69383P1-B30D43F	30 cm (12")	4.3-10 female	Hard Ceiling	Bulk

Americas: +1.847 839.6925
IAS-AmericasSales@lairdtech.com

Europe: +44.1628.858941
IAS-EUSales@lairdtech.com

Asia:
IAS-AsiaSales@lairdtech.com

Middle East and Africa: +44.1628.858941
IAS-MEAUSales@lairdtech.com

www.lairdtech.com

Laird warrants to the original end user customer of its products that its products are free from defects in material and workmanship. Subject to conditions and limitations Laird will, at its option, either repair or replace any part of its products that prove defective by reason of improper workmanship or materials. This limited warranty is in force for the useful lifetime of the original end product into which the Laird product is installed. Useful lifetime of the original end product may vary but is not to exceed five (5) years from the original date of the end product purchase.





Smart Technology. Delivered.

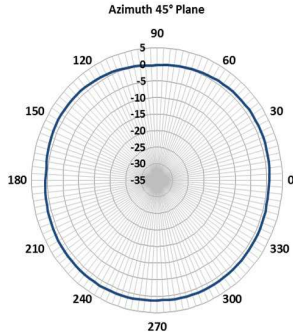
CFD69383P/CFD69383P1

698-960 MHz/1350-1550 MHz/1690-4000 MHz

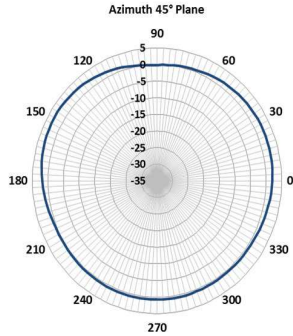
Ultra Low Profile MIMO
Ceiling Mount Antenna

RADIATION PATTERNS

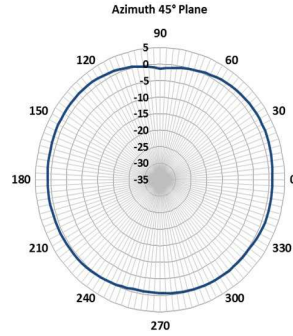
698 MHz



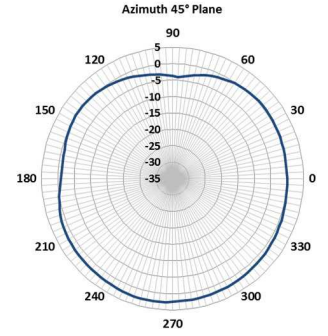
806 MHz



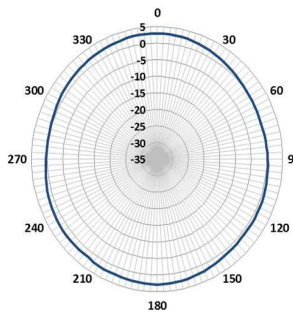
960 MHz



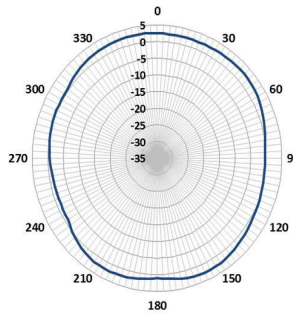
1427 MHz



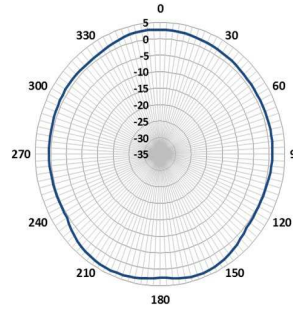
Elevation Plane



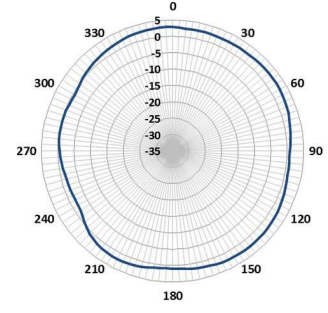
Elevation Plane



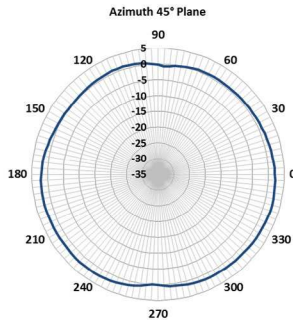
Elevation Plane



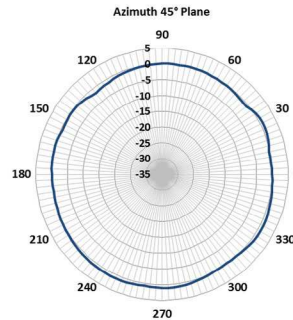
Elevation Plane



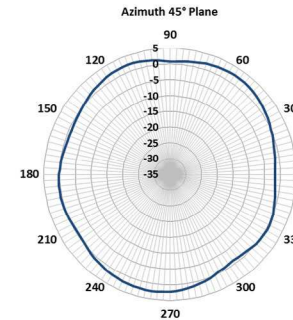
1710 MHz



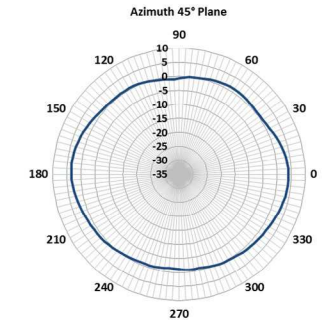
1880 MHz



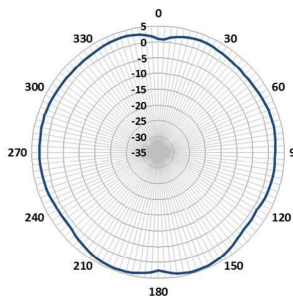
1990 MHz



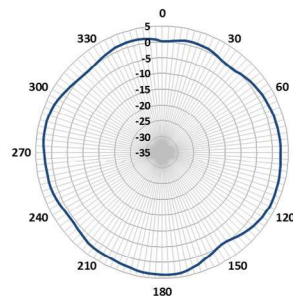
2180 MHz



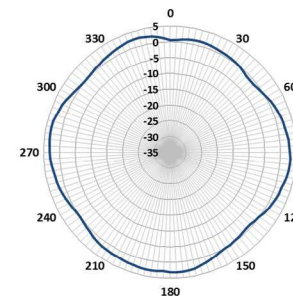
Elevation Plane



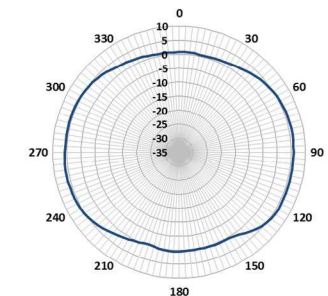
Elevation Plane



Elevation Plane



Elevation Plane





Smart Technology. Delivered.

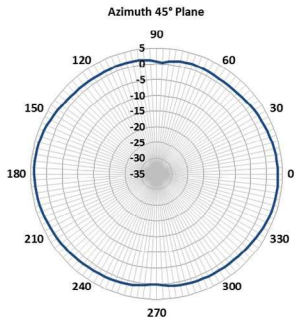
CFD69383P/CFD69383P1

698-960 MHz/1350-1550 MHz/1690-4000 MHz

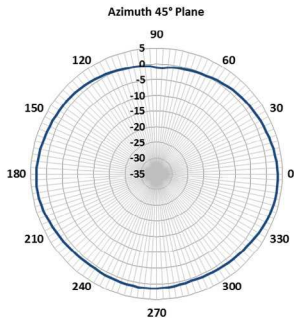
Ultra Low Profile MIMO
Ceiling Mount Antenna

RADIATION PATTERNS

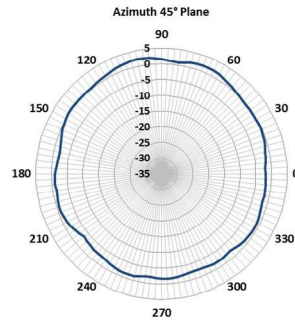
2412 MHz



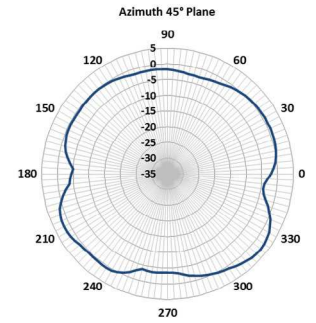
2600 MHz



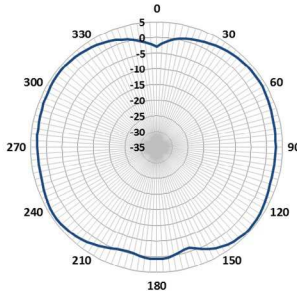
3500 MHz



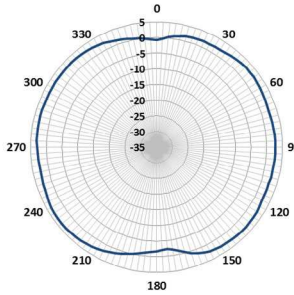
4000 MHz



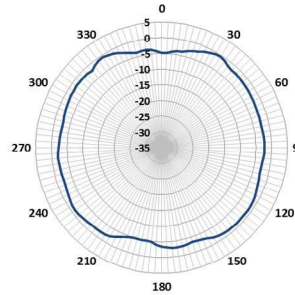
Elevation Plane



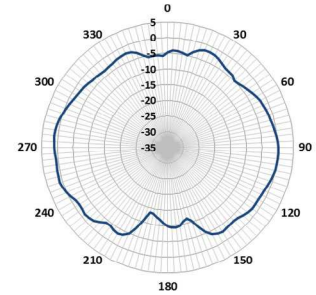
Elevation Plane



Elevation Plane



Elevation Plane



ANT-DS-CFD69383P 0817

Any information furnished by Laird Inc. and its agents is believed to be accurate and reliable. All specifications are subject to change without notice. Responsibility for the use and application of Laird materials rests with the end user, since Laird and its agents cannot be aware of all potential uses. Laird makes no warranties as to the fitness, merchantability or suitability of any Laird materials or products for any specific or general uses. Laird shall not be liable for incidental or consequential damages of any kind. All Laird products are sold pursuant to the Laird Terms and Conditions of sale in effect from time to time, a copy of which will be furnished upon request. © Copyright 2017 Laird Inc. All Rights Reserved. Laird, Laird Technologies, the Laird Logo, and other marks are trade marks or registered trade marks of Laird Inc. or an affiliate company thereof. Other product or service names may be the property of third parties. Nothing herein provides a license under any Laird or any third party intellectual property rights.