



Chipsmall Limited consists of a professional team with an average of over 10 year of expertise in the distribution of electronic components. Based in Hongkong, we have already established firm and mutual-benefit business relationships with customers from,Europe,America and south Asia,supplying obsolete and hard-to-find components to meet their specific needs.

With the principle of “Quality Parts,Customers Priority,Honest Operation,and Considerate Service”,our business mainly focus on the distribution of electronic components. Line cards we deal with include Microchip,ALPS,ROHM,Xilinx,Pulse,ON,Everlight and Freescale. Main products comprise IC,Modules,Potentiometer,IC Socket,Relay,Connector.Our parts cover such applications as commercial,industrial, and automotives areas.

We are looking forward to setting up business relationship with you and hope to provide you with the best service and solution. Let us make a better world for our industry!



Contact us

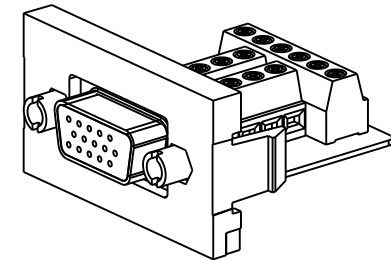
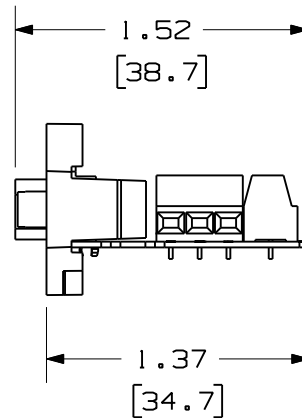
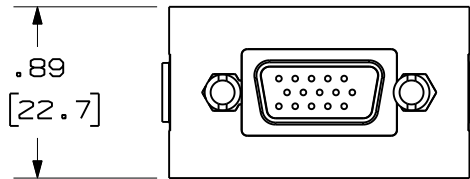
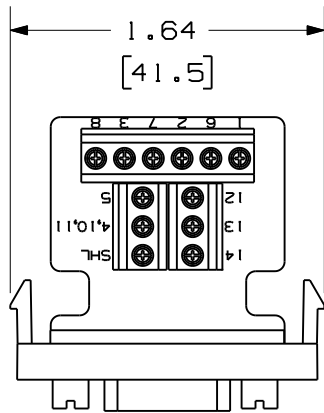
Tel: +86-755-8981 8866 Fax: +86-755-8427 6832

Email & Skype: info@chipsmall.com Web: www.chipsmall.com

Address: A1208, Overseas Decoration Building, #122 Zhenhua RD., Futian, Shenzhen, China



THIS COPY IS PROVIDED ON A RESTRICTED BASIS AND IS NOT TO BE USED IN ANY WAY DETRIMENTAL TO THE INTERESTS OF PANDUIT CORP.



PANDUIT P/N	WEIGHT
CHD15HDSC**	.36 LB/10 PCS
IAPHD15HDSCWH	(164.3 g/10 PCS)



NOTES:

- SEE CURRENT CATALOG FOR ADDITIONAL PART NUMBER SUFFIXES TO INDICATE COLOR AND OR PACKAGE QUANTITY.
- SEE CATALOG FOR COMPLETE LIST OF PARTS APPLICABLE FOR USE WITH THIS PART.
- DIMENSIONS IN PARENTHESES ARE IN METRIC.
- PART INCLUDES:
1- 1/3 INSERT
1- 15 PIN H.D. D-SUB CONNECTOR (ASSEMBLED TO 1/3 INSERT)



MODEL FILENAME	MO2201AA/01	SIZE A	
DRAWING FILENAME	MO2201AA_DC/01B		
15 PIN HIGH DENSITY D-SUB FIELD-TERMINATING 1/3 INSERT CUSTOMER DRAWING			
PANDUIT [®] TINLEY PARK, IL 60487		I.I. NUMBER	N/A
		PRODUCT SPEC/ PKG SPEC	N/A
<p>THIRD ANGLE PROJECTION</p> <p>ALL DIMENSIONS ARE GIVEN IN INCHES, UNLESS OTHERWISE SPECIFIED.</p> <p>DIMENSIONAL TOLERANCES ARE: (.X) ± (.XXX) ± .010(.3) (.XX) ± .03(.8) ANGLES ±</p>		ASSY METHOD/ TEST METHOD	N/A
		SCALE	NONE
DRAWN BY	JsP	REVIEW DRAWING NUMBERS	PART NO.
DATE	4-5-05	MAT'L	SEE TABLE
CHK'D	EB	BASE: ABS	DRAWING NO.
			02201-05

REV	DATE	BY	CHK	DESCRIPTION	ECN	R	CUST	SUP	OTH
I	6-6-11	BJN	JSP	A. ADDED SUPPLEMENTAL P/N IAPHD15HDSCWH	02201-05	JSP	JSP		
R	4-5-05	JsP	EB	RELEASED TO PRODUCTION	02201-05	EB	EB		