



Chipsmall Limited consists of a professional team with an average of over 10 year of expertise in the distribution of electronic components. Based in Hongkong, we have already established firm and mutual-benefit business relationships with customers from,Europe,America and south Asia,supplying obsolete and hard-to-find components to meet their specific needs.

With the principle of “Quality Parts,Customers Priority,Honest Operation,and Considerate Service”,our business mainly focus on the distribution of electronic components. Line cards we deal with include Microchip,ALPS,ROHM,Xilinx,Pulse,ON,Everlight and Freescale. Main products comprise IC,Modules,Potentiometer,IC Socket,Relay,Connector.Our parts cover such applications as commercial,industrial, and automotives areas.

We are looking forward to setting up business relationship with you and hope to provide you with the best service and solution. Let us make a better world for our industry!




## Contact us

Tel: +86-755-8981 8866 Fax: +86-755-8427 6832

Email & Skype: info@chipsmall.com Web: www.chipsmall.com

Address: A1208, Overseas Decoration Building, #122 Zhenhua RD., Futian, Shenzhen, China





## Features

- DC to 3.0 GHz
- Flanged model
- Low VSWR
- Beryllium Oxide ceramic



This series is obsolete and not recommended for new designs.

## Applications

- High power RF transmission
- Power Dividers/Combiners

# CHF9838CBF Series 250 W Stripline Termination and Resistor

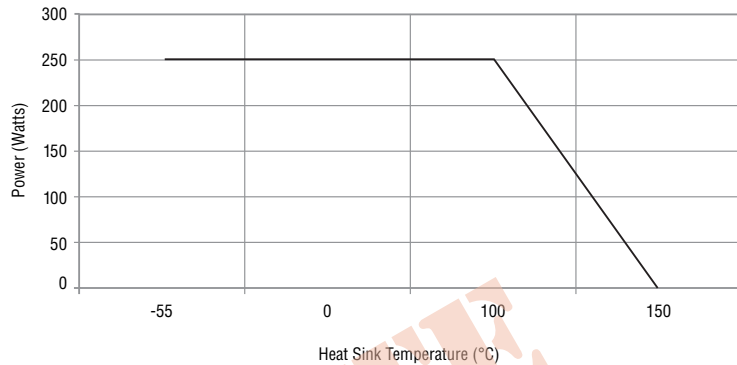
### General Specifications

Substrate .....Beo  
 Resistive Film .....Thick Film  
 Tab .....Ag  
 Cover Substrate ..... AL203  
 Mounting Flange ..... Cu plated with Ni  
 Resistance ..... 12.5, 25, 50 or 100 ohms  
 Tolerance ..... ±5 %  
 Capacitance (Resistor Only) ..... 4.1 pF  
 Packaging ..... 60 pcs./tray

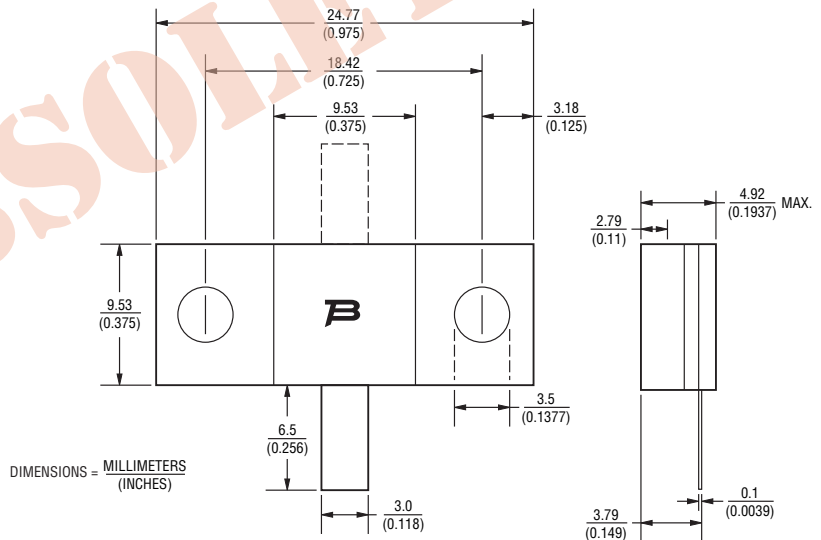
### Absolute Ratings

Power .....250 W  
 Frequency .....3.0 GHz  
 VSWR ..... 1.25 Maximum

### Characteristic Curve



### Product Dimensions



### How To Order

**CHF 9838 C B F 500 L**

Model \_\_\_\_\_

Size \_\_\_\_\_

Version \_\_\_\_\_

Substrate \_\_\_\_\_

Mount \_\_\_\_\_

F = Flange

Value \_\_\_\_\_

12R5 = 12.5 Ohms (Resistor Only)  
 250 = 25 Ohms (Resistor Only)  
 500 = 50 Ohms (Resistor and Termination)  
 101 = 100 Ohms (Resistor and Termination)

Function \_\_\_\_\_

L = Termination  
 R = Resistor

REV. 12/15

\*RoHS Directive 2002/95/EC Jan. 27, 2003 including annex and RoHS Recast 2011/65/EU June 8, 2011.

Specifications are subject to change without notice.

The device characteristics and parameters in this data sheet can and do vary in different applications and actual device performance may vary over time.

Users should verify actual device performance in their specific applications.