



Chipsmall Limited consists of a professional team with an average of over 10 year of expertise in the distribution of electronic components. Based in Hongkong, we have already established firm and mutual-benefit business relationships with customers from,Europe,America and south Asia,supplying obsolete and hard-to-find components to meet their specific needs.

With the principle of “Quality Parts,Customers Priority,Honest Operation,and Considerate Service”,our business mainly focus on the distribution of electronic components. Line cards we deal with include Microchip,ALPS,ROHM,Xilinx,Pulse,ON,Everlight and Freescale. Main products comprise IC,Modules,Potentiometer,IC Socket,Relay,Connector.Our parts cover such applications as commercial,industrial, and automotives areas.

We are looking forward to setting up business relationship with you and hope to provide you with the best service and solution. Let us make a better world for our industry!



## Contact us

Tel: +86-755-8981 8866 Fax: +86-755-8427 6832

Email & Skype: info@chipsmall.com Web: www.chipsmall.com

Address: A1208, Overseas Decoration Building, #122 Zhenhua RD., Futian, Shenzhen, China



# 納入仕様書

## SPECIFICATION

仕様書番号

SPEC. No. C129NAA\*\*\*\*\*

発行日

DATE:

MESSRS.

御中

貴社品名 CUSTOMER'S PRODUCT NAME

弊社品名 TDK PRODUCT NAME

HUMIDITY SENSOR UNIT CHS-GSS

受領印欄

THIS SPECIFICATION IS RECEIVED

受領日

年

月

日

DATE:

YEAR

MONTH

DAY



TDK 株式会社

〒103 東京都中央区日本橋 1-13-1  
TDK Corporation  
1-13-1, N honbashi, Chuo-ku, Tokyo  
103, Japan

担当営業所

Sales Office \_\_\_\_\_

営業担当者電話

Sales Tel. \_\_\_\_\_

営業部門

SALES

責任者 MANAGER	担当者 SALES

技術部門

ENGINEERING

責任者 APPROVED BY	確認者 CHECKED BY	担当者 ISSUED BY

検索用製品分類コード

PRODUCT CLASSIFICATION CODE

--

**Product Information, Precautions and Warnings - IMPORTANT**

Before use, please read the following carefully as the product use in improper conditions may shorten product life. Please confirm the functional life in your usage conditions ahead of actual installations. Although TDK makes its utmost effort to constantly improve reliability of its product quality, your misuse may cause the product malfunctioning and property damage and/or human injury. For this reason, TDK requests that customers use the products with sufficient handling care and add a safeguard design upon your application so as to prevent malfunctioning of your systems, serious damages, personal accidents, fires and other possible damages, which may result from using these products of ours.

**Precaution:**

The product's operating life is limited because the products are constantly exposed to various environments when used. For this reason, this "operating life" must be taken into consideration before use.

**(1)Storage**

- Store the products within the "absolute maximum ratings" specified.
- Do not store the products in dusty places or in places where corrosive gases are generated.
- When storing CHS series humidity sensors for long(over 1 year) or storing in places with high temperature and high humidity or where sudden temperature change may occur, the humidity-sensitive film on the sensor elements as well as the solderability of the terminals of the sensor unit may deteriorate to cause output changes in excess of the guaranteed ranges.

**(2)Operating Environment and Conditions**

- Use CHS series within the "absolute maximum ratings" of the operating environmental conditions specified.
- Electrically, such as input voltages, please stay within our electrical specifications.
- Avoid usage in locations subject to corrosive gases or excessive dust as these may cause the element's deterioration, resulting in output changes in excess of guaranteed ranges. Please consider measures to keep the corrosive gases from entering the sensor unit, for example, by a special jig to seal it, particularly during a solder flow process where flux-decomposed gases generate.
- Avoid usage in locations subject to excessive dewing or to water or salt water, as it may deteriorate the element to cause output changes in excess of guaranteed ranges.

**(3)Handling**

- Applying excessive physical impacts to the sensor, such as by dropping, should be strictly avoided.
- Avoid applying excessive mechanical stress onto the product, for instance, when forming the terminals, for it may cause damages to the component.

**変更履歴****Revision Records**

版 Rev.	年月日 Date	担当 Revised By	変更内容 Revision
事業部(部) Div.		作成日 Date	仕様書番号 Spec. Nb.
Sensor Actuator Business Group			C129NAA*****

## 基本目次 Basic contents

## 1. 適用範囲 Scope of Application

本仕様書は \_\_\_\_\_ 殿へ納入する湿度センサユニットに適用する。

This specification shall be applied to the product HUMIDITY SENSOR UNIT to be delivered to Messrs. \_\_\_\_\_ .

## 2. 製品の名称 Name of Product

本仕様書に定める製品の名称は CHS-GSS とする。

The name of the product to be defined in this specification shall be defined as CHS-GSS.

## 3. 関連規格 Related Spec.

## 4. 記載項目 Description

Items	Attached drawing and tables	Page
HANDLING AND PRECAUTIONS		1/6
1.Maximum Ratings		3/6
2.Ratings		3/6
3.Characteristics		4/6
4.Appearance Structure and Dimensions		5/6
5. Marking		5/6
6. Mechanical Performance Characteristics		6/6

## 変更履歴

## Revision Records

版 Rev.	年月日 Date	担 当 Revised By	変 更 内 容 Revision
	事業部 ( 部 ) Div.		作成日 Date
	Sensor Actuator Business Group		仕様書番号 Spec. Nb.  C129NAA*****

## 1. MAXIMUM RATINGS

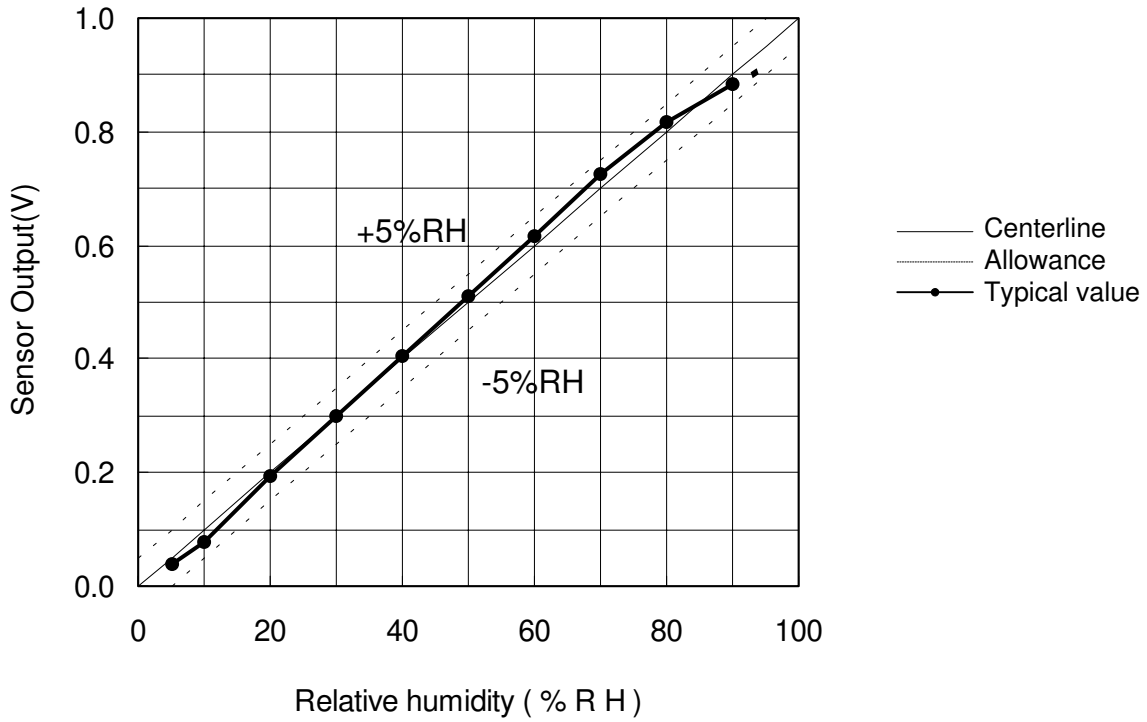
Power voltage	+7V D.C. (at 25deg)
Ambient conditions	During operating : 0 to +50 deg, 5Vdc power voltage, without dewing During storage : -20 to +60 deg, without dewing

## 2. RATINGS

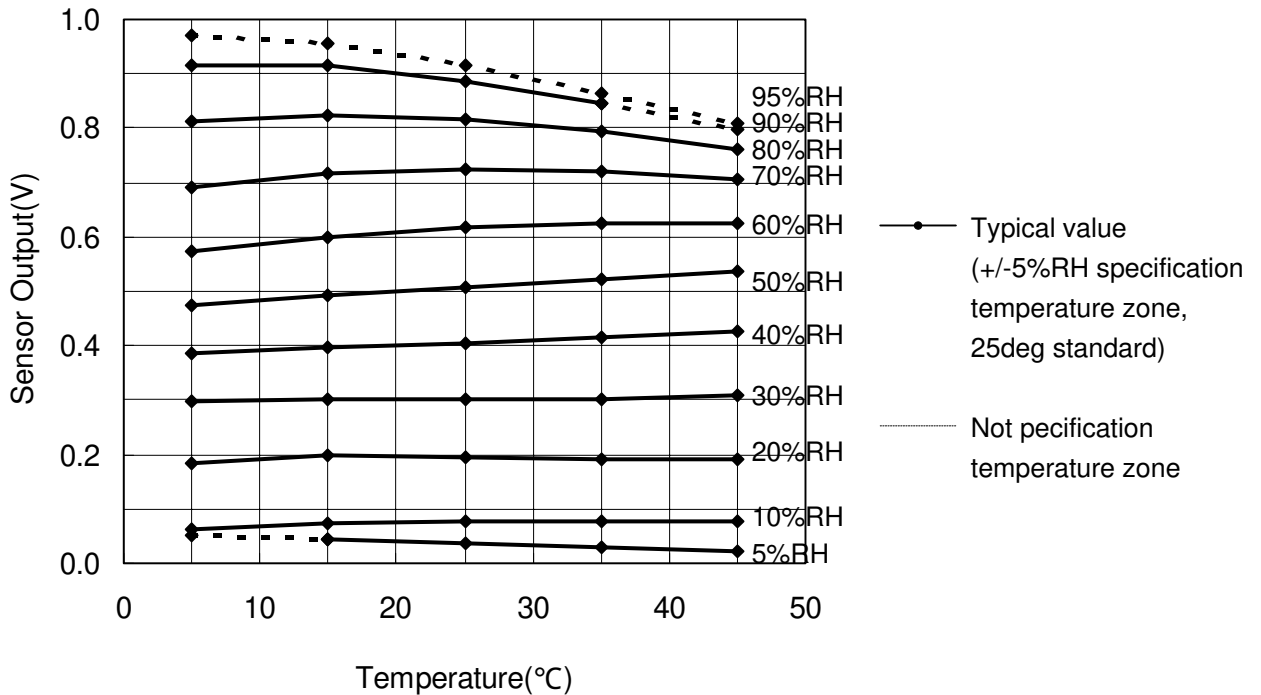
Item	Ratings			Unit	Conditions
	Min.	Typ.	Max.		
Operating voltage(Vo)	4.75	5	5.25	V	
Operating current			0.6	mA	Vo=5.0V 25 deg
Output voltage		10		mV/%RH	Vo=5.0V 25 deg 5%RH to 95%RH
Output impedance		(200)		kΩ	at DC
Accuracy	-5		+5	%RH	Vo=5.0V 25 deg 5%RH to 90%RH (See characteristics chart.)
Temperature dependency	-5		+5	%RH	Vo=5.0V 5 to 45 deg (25 deg standard) (See characteristics chart.)
Hysteresis		≒ 0		%RH	Allow 20 minutes for stabilization
Response time		1		min.	response 90% humidity change between 30%RH and 85%RH
Recommended operating temperature	5		45	°C	Vo=5.0V without dewing

### 3. CHARACTERISTICS (Representative example)

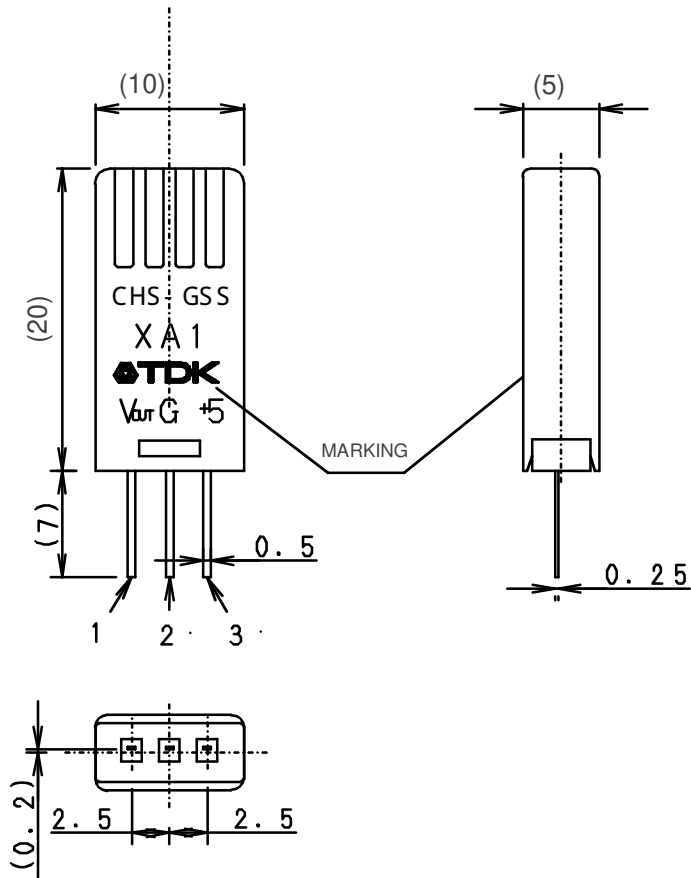
#### 3-1. LINEARITY CHARACTERISTICS



#### 3-2. TEMPERATURE CHARACTERISTICS



#### 4. APPEARANCE STRUCTURE AND DIMENSIONS



Pin No.1 Sensor output  
Pin No.2 GND  
Pin No.3 Vcc

Unit : mm  
Tolerance : +/-0.2  
Weight : 1.05g typ.

#### 5. MARKING

CHS-GSS

XA1



Vout G +5

XA1

Secret number

\* Symbols, color dots, and the like may be added as necessary

## 6. MECHANICAL PERFORMANCE CHARACTERISTICS

ITEM	TEST CONDITION	SPECIFICATIONS
VIBRATION RESISTANCE	at frequencies of 5 to 55Hz, at amplitude of 2.0mm into the X, Y and Z directions, each for two hours.	Deviation from initial value +/-5%RH or less
SHOCK RESISTANCE	at 100G, for 6msec, three times in each of the X, Y and Z directions.	
NATURAL FALL	from a height of 30cm onto concrete floor.	
HIGH-TEMPERATURE STORAGE TEST	+60 deg 240h	Deviation from initial value +/-5%RH or less
LOW-TEMPERATURE STORAGE TEST	-40 deg 240h	
THERMAL SHOCK TEST	-40 to +60 deg each lasting 30 min. 10cyc	
TEMPERATURE CYCLE	-40 to +60 deg Stable time 1h, rise and fall time 1h. 10cyc	