



Chipsmall Limited consists of a professional team with an average of over 10 year of expertise in the distribution of electronic components. Based in Hongkong, we have already established firm and mutual-benefit business relationships with customers from,Europe,America and south Asia,supplying obsolete and hard-to-find components to meet their specific needs.

With the principle of "Quality Parts,Customers Priority,Honest Operation,and Considerate Service",our business mainly focus on the distribution of electronic components. Line cards we deal with include Microchip,ALPS,ROHM,Xilinx,Pulse,ON,Everlight and Freescale. Main products comprise IC,Modules,Potentiometer,IC Socket,Relay,Connector.Our parts cover such applications as commercial,industrial, and automotives areas.

We are looking forward to setting up business relationship with you and hope to provide you with the best service and solution. Let us make a better world for our industry!



## Contact us

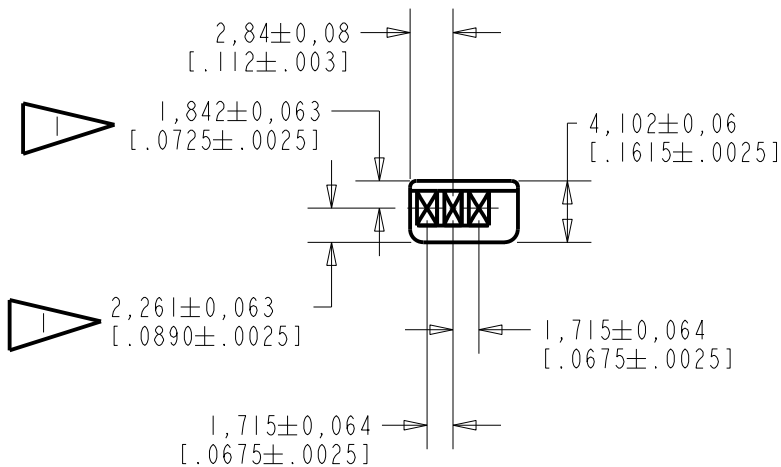
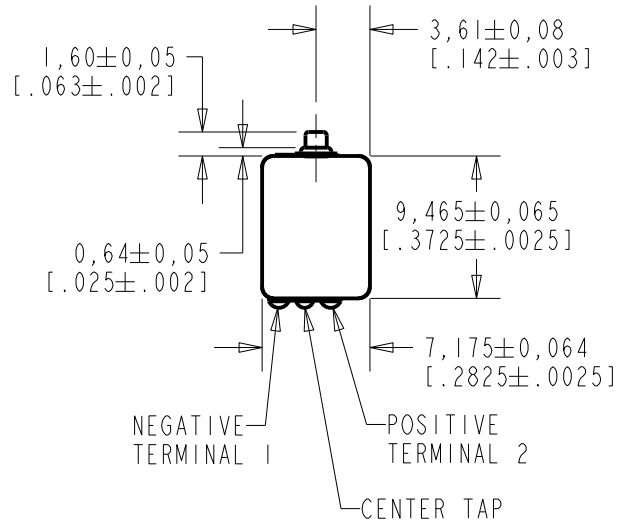
Tel: +86-755-8981 8866 Fax: +86-755-8427 6832

Email & Skype: info@chipsmall.com Web: www.chipsmall.com

Address: A1208, Overseas Decoration Building, #122 Zhenhua RD., Futian, Shenzhen, China



**CI-28203-000**  
SHT 1.1



NOTES:

- 1 LOCATED FROM TWO SURFACES FOR CUSTOMER CONVENIENCE. ONLY APPLICABLE FROM ONE SURFACE, NOT TO BE USED TOGETHER.
- 2 A POSITIVE GOING VOLTAGE AT TERMINAL 2, RELATIVE TO TERMINAL 1, CAUSES AN INCREASE IN PRESSURE AT THE SOUND OUTLET.

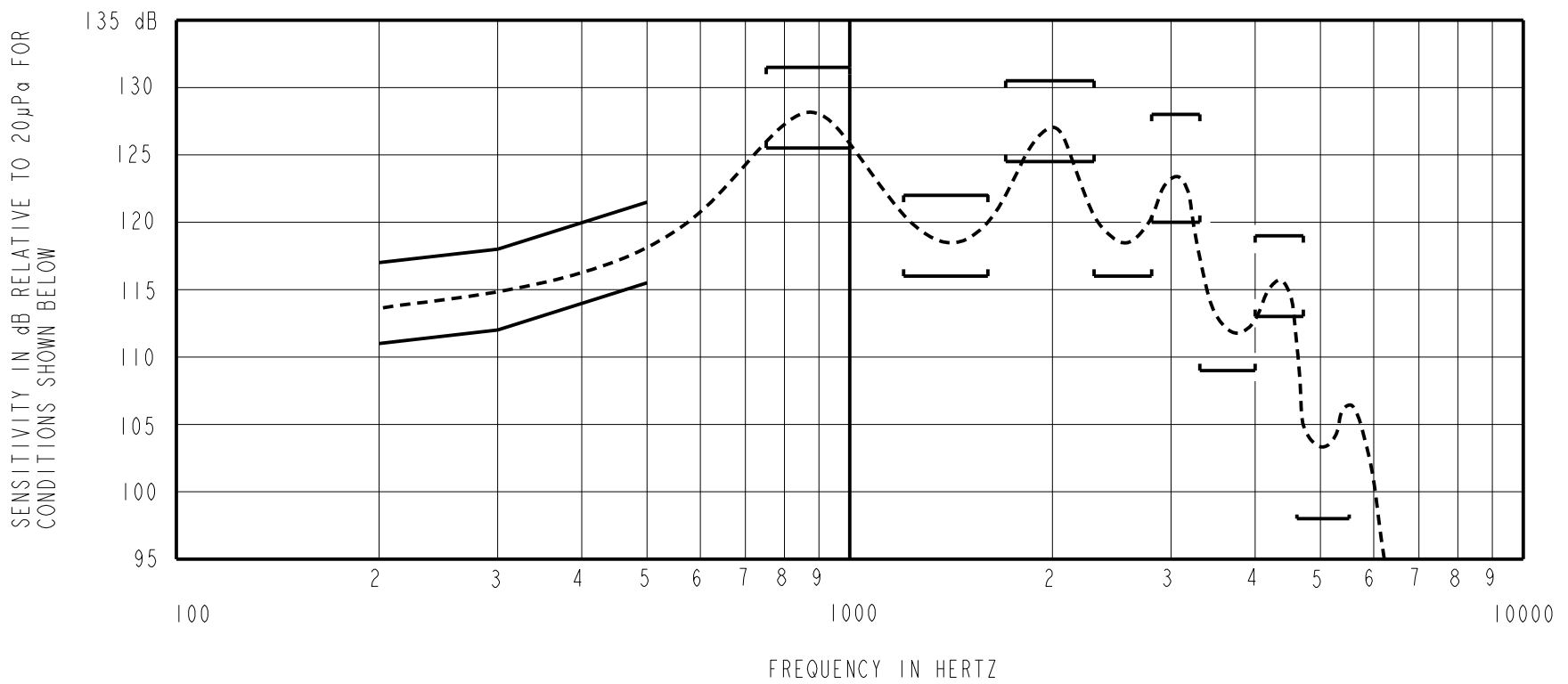
NOMINAL WEIGHT  
1.0 GRAM

DIMENSIONS IN MILLIMETERS [INCHES]

**KNOWLES ELECTRONICS**  
ITASCA, ILLINOIS U.S.A.

Revision	C.O. #	Implementation Date	RELEASE LEVEL	REVISION
C	CI0111948	12-28-10	<b>Active</b>	<b>C</b>
B	CI0111000	5-13-10		
A	CI0103155	9-19-05		

SCALE:	<b>2:1</b>		DR. BY	DATE
DO NOT SCALE DRAWING			MMM	9-19-05
TITLE:	<b>RECEIVER</b>	<b>CI-28203-000</b>	GJP	9-26-05
	OUTLINE DRAWING	<b>SHT 1.1</b>	APP. BY	DATE
			GJP	9-26-05



NOTES:

1. MEASUREMENTS MADE USING 8mm (.315") X 1mm (.039") ID + 28mm (1.10") X 1.5mm (.059") ID EAR HOOK SIMULATOR INTO 25mm (.984") OF 2mm (.079") ID TUBE + 18mm (.709") OF 3mm (.118") ID TUBE + 2 cm<sup>3</sup>. ANSI S3.6 TYPE HA-3 (IEC 60318-5).

2. SENSITIVITY

FREQUENCY	MIN.	MAX.
200	111.0	117.0
300	112.0	118.0
500	115.5	121.5
750-1000	125.5	131.5
1200-1600	116.0	122.0
1700-2300	124.5	130.5
2300-2800	116.0	---
2800-3300	120.0	128.0
3300-4000	109.0	---
4000-4700	113.0	119.0
4600-5500	98.0	---

3. RESPONSE, IMPEDANCE, AND DISTORTION MEASUREMENTS MADE USING THE ELECTRICAL TEST CONDITIONS SHOWN BELOW.

4. ELECTRICAL SOURCE IMPEDANCE MUST BE GREATER THAN 20 TIMES 1 kHz IMPEDANCE FOR TEST CONDITIONS BELOW.

5. INDIVIDUAL SPECIFICATIONS.

PORT LOCATION	ELECTRICAL TEST CONDITIONS				IMPEDANCE @ 500 Hz OHMS ±15%	DCR @20°C OHMS ±10%	DISTORTION	
	RESPONSE & IMPEDANCE		DISTORTION				MAX. %	FREQ. Hz
	AC mA RMS	DC mA	AC mA RMS	DC mA				
12S	2.00	0.0	4.00	0.0	174	75	10	500

Revision	C.O. #	Implementation Date	RELEASE LEVEL	REVISION
C	CI0111948	12-28-10	Active	C
B	CI0111000	5-13-10		
A	CI0103155	9-19-05		

**KNOWLES ELECTRONICS**  
ITASCA, ILLINOIS U.S.A.

WHEN TEST LIMITS ARE USED TO ESTABLISH INCOMING INSPECTION ACCEPTANCE/REJECTION CRITERIA, CORRELATION OF TEST EQUIPMENT WITH KNOWLES IS ALSO REQUIRED FOR ELIMINATION OF EQUIPMENT AND TEST METHOD VARIATION

TITLE: **RECEIVER**  
PERFORMANCE SPECIFICATION

**CI-28203-000**  
SHT 2.1

DR. BY	DATE
MMM	9-19-05
CK. BY	DATE
GJP	9-26-05
APP. BY	DATE
GJP	9-26-05