



Chipsmall Limited consists of a professional team with an average of over 10 year of expertise in the distribution of electronic components. Based in Hongkong, we have already established firm and mutual-benefit business relationships with customers from,Europe,America and south Asia,supplying obsolete and hard-to-find components to meet their specific needs.

With the principle of “Quality Parts,Customers Priority,Honest Operation,and Considerate Service”,our business mainly focus on the distribution of electronic components. Line cards we deal with include Microchip,ALPS,ROHM,Xilinx,Pulse,ON,Everlight and Freescale. Main products comprise IC,Modules,Potentiometer,IC Socket,Relay,Connector.Our parts cover such applications as commercial,industrial, and automotives areas.

We are looking forward to setting up business relationship with you and hope to provide you with the best service and solution. Let us make a better world for our industry!



## Contact us

Tel: +86-755-8981 8866 Fax: +86-755-8427 6832


Email & Skype: info@chipsmall.com Web: www.chipsmall.com

Address: A1208, Overseas Decoration Building, #122 Zhenhua RD., Futian, Shenzhen, China



# CL-195 Series

Mono-Color Upward-Lighting Type **CL-195 Series**



- 小型のチップLEDです。
- CL-190とコンパチです。

- Compact chip LED
- Compatible with the CL-190 series.

発光色のラインアップにつきましては、発注時にお問い合わせの上、ご確認ください。

Please contact us at the time of order for the lineup of luminescent colors.

## ●絶対最大定格 Absolute Maximum Rating (Ta 25°C)

Product code	Pd (mW)	I <sub>F</sub> (mA)	I <sub>FP</sub> (mA)	V <sub>R</sub> (V)	Top (°C)	Tst (°C)
CL-195 (UR,HRを除く) Except UR and HR	50	20	100*1	5	-25~+80	-30~+85
CL-195UR/HR	78	30				

\*1 I<sub>FP</sub>の条件はduty 1/10、パルス巾30msecです。

\*1 Conditions for I<sub>FP</sub> are pulse of 1/10 duty and 30msec width.

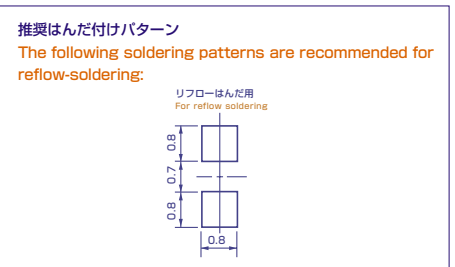
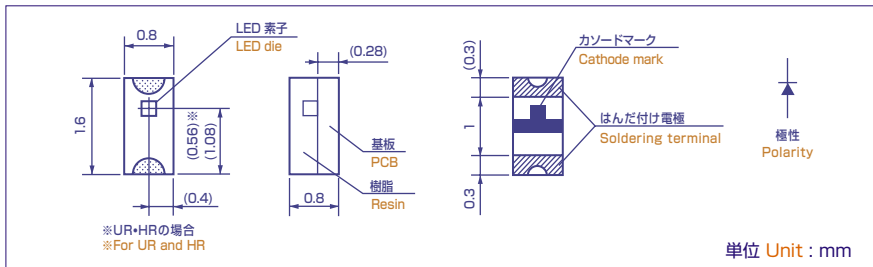
## ●電気的光学的特性 Electro-optical Characteristics (Ta 25°C)

Product code	Color variation	V <sub>F</sub>			λ <sub>d</sub> typ (nm)	Δλ typ (nm)	I <sub>V</sub> * (mcd)		
		I <sub>F</sub> (mA)	typ (V)	max (V)			I <sub>F</sub> (mA)	min (mcd)	typ (mcd)
CL-195R	Red	20	2.2	2.6	645	100	20	0.5	1.3
CL-195D	Orange	20	2.2	2.6	600	40	20	2.4	7.1
CL-195Y	Yellow	20	2.1	2.6	589	40	20	2.6	6.4
CL-195YG	Yellow green	20	2.2	2.6	575	30	20	5	18
CL-195G	Green	20	2.2	2.6	570	26	20	2.5	10
CL-195FG	Fresh green	20	2.2	2.6	566	26	20	2.2	6.5
CL-195PG	Pure green	20	2.2	2.6	559	24	20	1	3
CL-195SR	Super brightness red	20	2	2.6	640	40	20	1.5	4.3
CL-195SD	Super brightness orange	20	2	2.6	620	40	20	2	6.2
CL-195UR	Ultra brightness red	20	1.8	2.6	650	20	20	3.5	13
CL-195HR	High brightness red	20	1.8	2.6	640	20	20	5	23

\*NIST規格に準拠

\*Per NIST standards

## ●外形寸法図 Outline drawing



## ■諸特性 Characteristics

