



Chipsmall Limited consists of a professional team with an average of over 10 year of expertise in the distribution of electronic components. Based in Hongkong, we have already established firm and mutual-benefit business relationships with customers from,Europe,America and south Asia,supplying obsolete and hard-to-find components to meet their specific needs.

With the principle of “Quality Parts,Customers Priority,Honest Operation,and Considerate Service”,our business mainly focus on the distribution of electronic components. Line cards we deal with include Microchip,ALPS,ROHM,Xilinx,Pulse,ON,Everlight and Freescale. Main products comprise IC,Modules,Potentiometer,IC Socket,Relay,Connector.Our parts cover such applications as commercial,industrial, and automotives areas.

We are looking forward to setting up business relationship with you and hope to provide you with the best service and solution. Let us make a better world for our industry!



## Contact us

Tel: +86-755-8981 8866 Fax: +86-755-8427 6832

Email & Skype: info@chipsmall.com Web: www.chipsmall.com

Address: A1208, Overseas Decoration Building, #122 Zhenhua RD., Futian, Shenzhen, China



# CL-198N Series

Mono-Color Upward-Lighting Type **CL-198N Series**



- 小型・超薄型の白色LEDです。
- Compact and ultra-thin white LED

## ●絶対最大定格 Absolute Maximum Rating<sup>※1</sup>

(Ta 25°C)

Product code	Pd (mW)	I <sub>F</sub> (mA)	I <sub>FP</sub> <sup>※2</sup> (mA)	V <sub>R</sub> (V)	T <sub>op</sub> (°C)	T <sub>st</sub> (°C)
CL-198N-WS	38	10	50	5	-25~+80	-30~+85

※1 1素子当たりの値です。The values are based on 1-die performance.

※2 I<sub>FP</sub>の条件はduty 1/10、パルス巾30msecです。Conditions for I<sub>FP</sub> are pulse of 1/10 duty and 30msec width.

## ●電気的光学的特性 Electro-optical Characteristics

(Ta 25°C)

Parameter	Symbol	Conditions	MIN	TYP	MAX	Unit
順電圧 Forward Voltage <sup>※1</sup>	V <sub>F</sub>	I <sub>F</sub> =5mA	—	2.9	3.15	V
逆電流 Reverse Current <sup>※1</sup>	I <sub>R</sub>	V <sub>R</sub> =5V	—	—	2	μA
光度 Luminous Intensity <sup>※2</sup>	I <sub>v</sub>	I <sub>F</sub> =5mA	150	300	—	mcd
色度座標 Chromaticity coordinates <sup>※3</sup>	x, y	I <sub>F</sub> =5mA	x(±0.02)		y(±0.02)	
			a	0.280	0.240	
			b	0.280	0.300	
			c	0.350	0.390	
d	0.350	0.290				

※1 1素子当たりの値です。The values are based on 1-die performance.

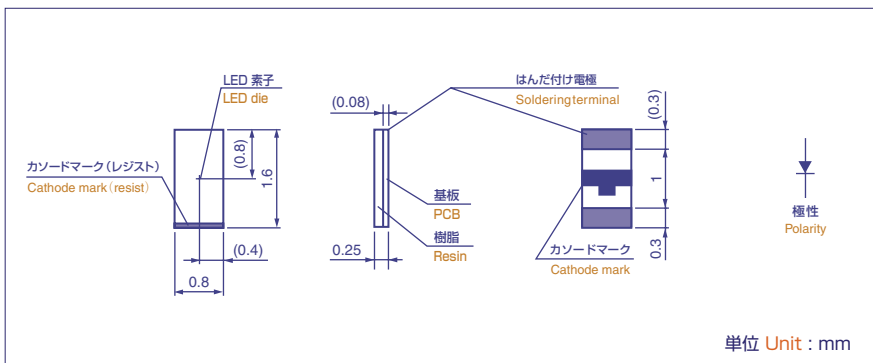
※2 NIST規格に準拠、各素子同時点灯の値です。

Compliant with NIST. The values are based on the condition that each die lights simultaneously.

※3 色度座標は、a、b、c、dに囲まれた範囲です。

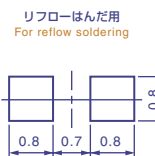
Chromaticity coordinates are surrounded by points a, b, c, and d.

## ●外形寸法図 Outline drawing

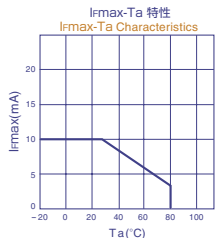
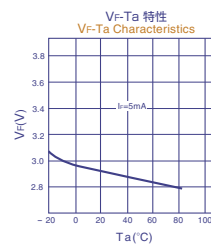
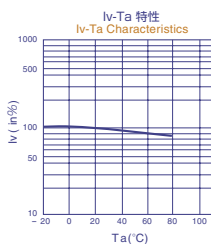
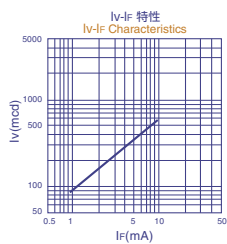
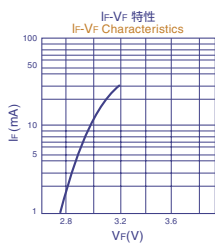


### 推奨はんだ付けパターン

The following soldering patterns are recommended for reflow-soldering:



## ■ 諸特性 Characteristics



### 指向特性 Directive Characteristics

