



Chipsmall Limited consists of a professional team with an average of over 10 year of expertise in the distribution of electronic components. Based in Hongkong, we have already established firm and mutual-benefit business relationships with customers from,Europe,America and south Asia,supplying obsolete and hard-to-find components to meet their specific needs.

With the principle of “Quality Parts,Customers Priority,Honest Operation,and Considerate Service”,our business mainly focus on the distribution of electronic components. Line cards we deal with include Microchip,ALPS,ROHM,Xilinx,Pulse,ON,Everlight and Freescale. Main products comprise IC,Modules,Potentiometer,IC Socket,Relay,Connector.Our parts cover such applications as commercial,industrial, and automotives areas.

We are looking forward to setting up business relationship with you and hope to provide you with the best service and solution. Let us make a better world for our industry!



## Contact us

Tel: +86-755-8981 8866 Fax: +86-755-8427 6832


Email & Skype: info@chipsmall.com Web: www.chipsmall.com

Address: A1208, Overseas Decoration Building, #122 Zhenhua RD., Futian, Shenzhen, China



# CL-503 Series

Multi-Color Upward-Lighting Type **CL-503 Series**



● 同一パッケージで赤、青、緑の3色に発光する小型・薄型チップLEDです。

● Compact and thin chip LED lighting in three colors of red, blue and green in one package.

## ●絶対最大定格 Absolute Maximum Rating (Ta 25°C)

Series	Color variation	P <sup>*1</sup> (mW)	Pd (mW)	I <sub>F</sub> (mA)	I <sub>FP</sub> (mA)	V <sub>R</sub> (V)	Top (°C)	Tst (°C)
CL-503	Red	125	78	30	100 <sup>*2</sup>	5	-25~+80	-30~+85
	Green		76	20				
	Blue		72	20				

※1 Pは同時点灯時の全許容損失を示します。

※1 P means total value of power dissipation when both colors are on.

※2 I<sub>FP</sub>の条件はduty 1/10、パルス巾0.1msecです。

※2 Conditions for I<sub>FP</sub> are pulse of 1/10 duty and 0.1msec width.

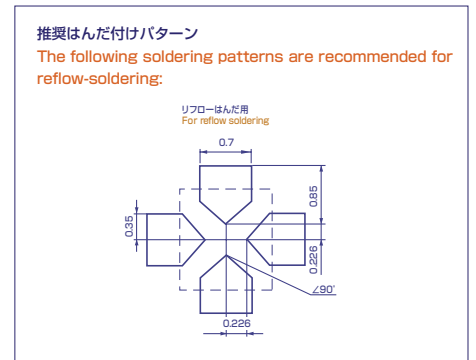
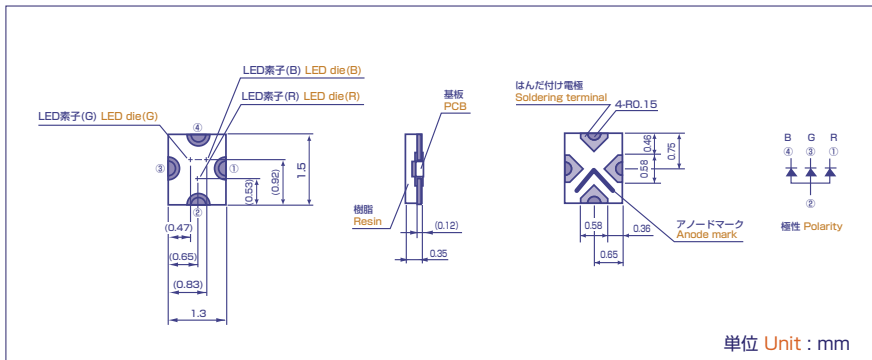
## ●電氣的光学的特性 Electro-optical Characteristics (Ta 25°C)

Product code	Color variation	V <sub>F</sub>			λ <sub>p</sub> typ (nm)	I <sub>V</sub> <sup>*</sup>		
		I <sub>F</sub> (mA)	typ (V)	max (V)		I <sub>F</sub> (mA)	min (mcd)	typ (mcd)
CL-503	Red	5	1.85	2.4	618	5	18	36
	Green	5	2.7	3.1	530	5	60	180
	Blue	5	2.75	3.1	470	5	12	40

※NIST規格に準拠

※Per NIST standards

## ●外形寸法図 Outline drawing



## ■諸特性 Characteristics

