Chipsmall Limited consists of a professional team with an average of over 10 year of expertise in the distribution of electronic components. Based in Hongkong, we have already established firm and mutual-benefit business relationships with customers from,Europe,America and south Asia,supplying obsolete and hard-to-find components to meet their specific needs.

With the principle of “Quality Parts,Customers Priority,Honest Operation,and Considerate Service”,our business mainly focus on the distribution of electronic components. Line cards we deal with include Microchip,ALPS,ROHM,Xilinx,Pulse,ON,Everlight and Freescale. Main products comprise IC,Modules,Potentiometer,IC Socket,Relay,Connector.Our parts cover such applications as commercial,industrial, and automotives areas.

We are looking forward to setting up business relationship with you and hope to provide you with the best service and solution. Let us make a better world for our industry!

Contact us

Tel: +86-755-8981 8866 Fax: +86-755-8427 6832
Email & Skype: info@chipsmall.com Web: www.chipsmall.com
Address: A1208, Overseas Decoration Building, #122 Zhenhua RD., Futian, Shenzhen, China

CL-505S Series

Multi-Color Upward-Lighting Type CL-505S Series

1.0(L)×1.0(W)×0.26(H)mm

● 同一パッケージで赤、青、緑の3色に発光する超小型・薄型チップLEDです。

● Ultra-compact and thin chip LED lighting in three colors of red, blue and green in one package.

●絶対最大定格 Absolute Maximum Rating (Ta 25℃)

Series	Color variation	P※1 (mW)	Pd (mW)	IF (mA)	IFP (mA)	VR (V)	Top (℃)	Tst (℃)
CL-505S	Red	125	78	30	100※2	5	−30〜+80	−40〜+85
	Green		76	20				
	Blue		72	20				

※1 Pは同時点灯時の全許容損失を示します。
※1 P means total value of power dissipation when both colors are on.
※2 IFPの条件はduty 1/10、パルス巾0.1msecです。
※2 Conditions for IFP are pulse of 1/10 duty and 0.1msec width.

●電気的光学的特性 Electro-optical Characteristics (Ta 25℃)

Parameter	Color variation	Symbol	Conditions	MIN	TYP	MAX	Unit
順電圧 Forward Voltage	Red	VF	IF=5mA	1.4	1.85	2.4	V
	Green			2.4	2.7	3.1	
	Blue			2.4	2.75	3.1	
逆電流 Reverse Current	Red	IR	VR=5V	—	—	100	μA
	Green			—	—	2	
	Blue			—	—	2	
光度 Luminous Intensity※	Red	Iv	IF=5mA	20	40	—	mcd
	Green			100	220	—	
	Blue			30	65	—	
ドミナント波長 Dominant Wavelength	Red	λd	IF=5mA	605	615	625	nm
	Green			520	530	540	
	Blue			463	470	477	

※NIST規格に準拠
※Per NIST standards

●外形寸法図 Outline drawing

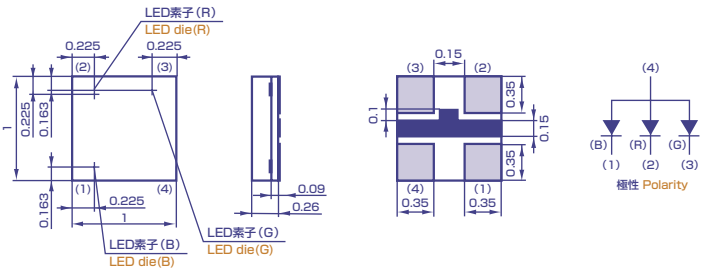

単位 Unit : mm

推奨はんだ付けパターン
The following soldering patterns are recommended for reflow-soldering:

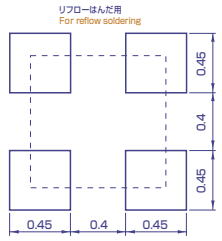
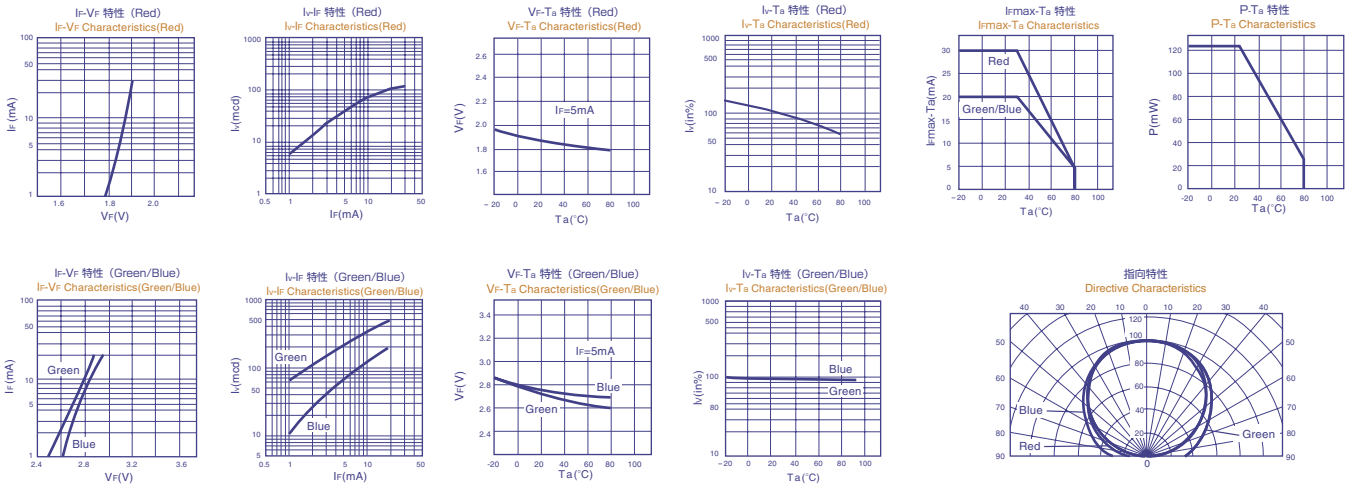
■ 諸特性 Characteristics